


Georgia Special Needs Scholarship Program
End of School Year Report
2012 – 2013 School Year

For the Georgia General Assembly per O.C.G.A. § 20-2-2118



Dr. John D. Barge, State School Superintendent
“Making Education Work for All Georgians”

Table of Contents

| | |
|--|----|
| Executive Summary..... | 1 |
| 2011 - 2012 Georgia Special Needs Scholarship (GSNS) Program Overview..... | 3 |
| GSNS Students Assessment Results- Reading..... | 4 |
| GSNS Students Assessment Results- Math..... | 5 |
| Students by Race and Ethnicity GSNS and Total Enrollment Georgia Public Schools K - 12 | 6 |
| Students by Gender GSNS and Total Enrollment Georgia Public Schools K - 12 | 7 |
| Students Eligibility for Free and Reduced Lunch Program GSNS and Total Enrollment Georgia Public Schools K - 12 | 8 |
| GSNS Students by Disability Type..... | 9 |
| GSNS Students by Grade Levels | 10 |
| GSNS Students: Original School District..... | 11 |
| GSNS Private Schools Map..... | 14 |
| GSNS Private Schools Student Enrollment Numbers: | 15 |
| Average Tuition at GSNS Private Schools..... | 20 |

Executive Summary

Senate Bill 10 as signed into law on May 18, 2007, created the Georgia Special Needs Scholarship (GSNS) Program which allows parents of eligible special needs students to transfer their children to another public school, public school system, state school, or approved participating private school.

This report represents the results for the 2012 - 2013 school year as required by O.C.G.A. § 20-2-2118, which stipulates that the Governor's Office of Student Achievement, in conjunction with the Georgia Department of Education (GaDOE) shall provide the General Assembly not later than December 1 of each year with a report regarding the scholarship program for the previous fiscal year. This was the sixth school year the GSNS Program was administered.

2012 - 2013 Program Highlights

- Number of participating private schools increased from 202 to 234 private schools.
 - ➔ 15 was the average number of students enrolled in each private school.
 - ➔ 0 - 145 was the range of students enrolled in each private school.
 - ➔ 25 participating private schools did not enroll any students under the GSNS Program.
- Total student participation in the program increased from the previous school year by 296 with 3,229 students enrolled in private schools.
- 2,265 students continued their participation in the program from the previous school year.
- Of the 3,229 students enrolled:
 - ➔ 31% Female, 69% Male.
 - ➔ 36% Black, 56% White, and 8% Asian/Hispanic/Native American/Multi-Racial.
 - ➔ 8% Eligible for Free and Reduced Lunch, 89% Not Eligible for Free and Reduced Lunch.
 - ➔ 29% had a disability type of Other Health Impairment.
 - ➔ 29.7% had a disability type of Specific Learning Disability.
- \$18,606,403 was paid in fiscal year 2013 for scholarships to students.
- \$5,747 was the average annual scholarship amount for students.
- \$2,196 - \$12,803 was the range for individual scholarship amounts.
- \$3,525 - \$33,118 was the range of tuition of private amounts participating in the GSNS Program.
- At the end of the 2012 - 2013 school year 3,008 students were enrolled in private schools; a decrease of 221 students or 7%.

2012 - 2013 Georgia Special Needs Scholarship Program Students' Pre/Post Assessment and Information:

Private schools are required to provide pre- and post-assessment information on GSNS students enrolled at their schools for the subjects of reading and math. Progress information is not reported on all students due to students leaving the GSNS Program before a private school is able to administer pre-and post-assessments to a GSNS student.

The legislation governing the GSNS Program does not give the GaDOE the authority to mandate specific assessments to be used by private schools. Private schools select their own assessments and do not use state-mandated standardized assessments to measure student progress. Progress information is self-reported by private schools to the GaDOE.

At the end of the 2012 – 2013 school year, private schools with scholarship students, submitted assessment information for 2,868 students in the subject of math and 2,880 students in the subject of reading.

Private schools self-reported the following:

Math

- 25% of their students showed progress of less than one year.
- 13% of their students showed no progress.
- 38% of their students showed progress of one school year.
- 24% of their students showed progress of more than one school year.

Reading

- 25% of their students showed progress of less than one year.
- 12% of their students showed no progress.
- 37% of their students showed progress of one school year.
- 26% of their students showed progress of more than one school year.

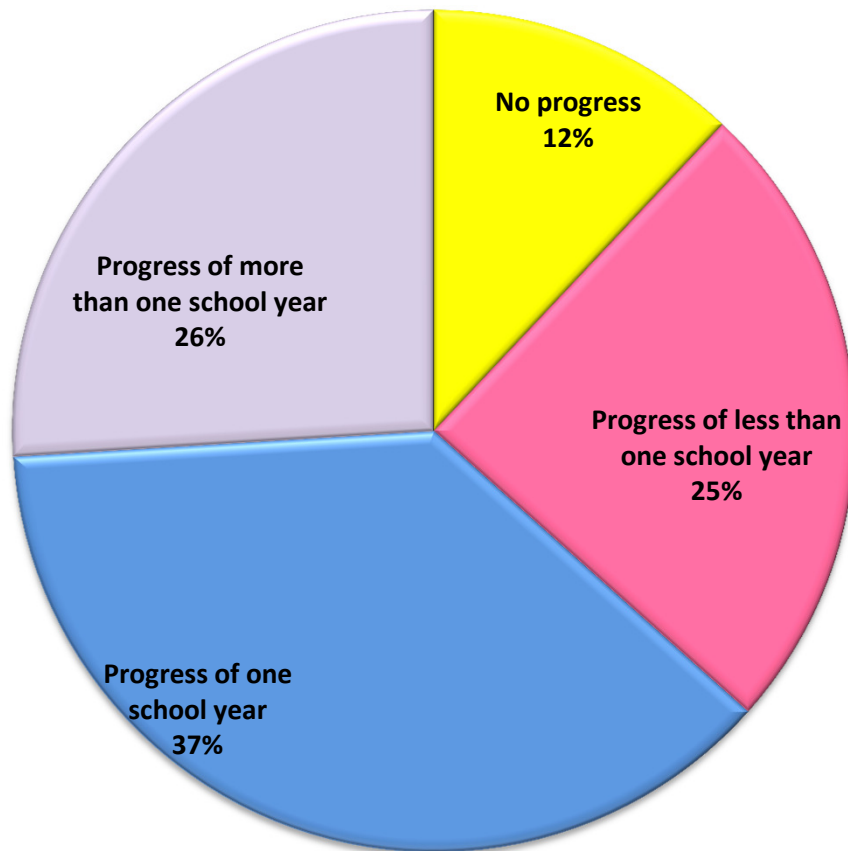
2012 - 2013 Georgia Special Needs Scholarship Program Overview

| Overview | Count |
|--|--------------------|
| Total Number of Students Receiving Scholarships at Start of 2012-2013 School Year. | 3,229 |
| Total Number of Students Receiving Scholarships at Completion of 2012-2013 School Year. | 3,008 |
| Total Number of New Private Schools Submitting an Application for Participation in the 2012-2013 School Year. | 40 |
| Number of New Private Schools Participating in the GSNS Program for the 2012-2013 School Year. | 32 |
| Number of Private Schools Returning from 2011-2012. | 202 |
| Number of Private Schools Not Returning from 2011- 2012. | 8 |
| Total Number of Private Schools Participating in GSNS for 2012-2013. | 234 |
| Total Number of Private Schools with Enrolled GSNS Students. | 209 |
| Highest Enrollment in a Single School. | 145 |
| Range of Student Enrollment in Participating Private Schools. | 1 - 145 |
| Average Number of Scholarship Students per School. | 15 |
| Georgia Public School Systems Impacted by Scholarship Student Withdrawals. | 108 |
| Range for number of students withdrawing from a Georgia Public School System to use the scholarship at an authorized private school. | 1 - 449 |
| Financial Information | Amounts |
| Total Scholarship Payments Statewide for FY13. Includes austerity reductions at 15.41%. | \$18,606,403 |
| Range of Annual Scholarship Amounts for GSNS Students. | \$2,196 - \$12,803 |
| Average Annual Scholarship Amount of the 3,229 Students. | \$5,747 |
| Average Tuition Amount of Participating Private Schools. | \$13,152 |
| Range of Tuition Amounts of Participating Private Schools. | \$3,525 - \$33,118 |

GSNS Students Reading Assessment Results*

| Assessment: Reading | Number of Students Reported | Percentage |
|--|-----------------------------|-------------|
| No progress | 346 | 12% |
| Progress of less than one school year | 708 | 25% |
| Progress of one school year | 1078 | 37% |
| Progress of more than one school year | 748 | 26% |
| The number of students with reported pre- and post- assessment scores | 2,880 | 100% |

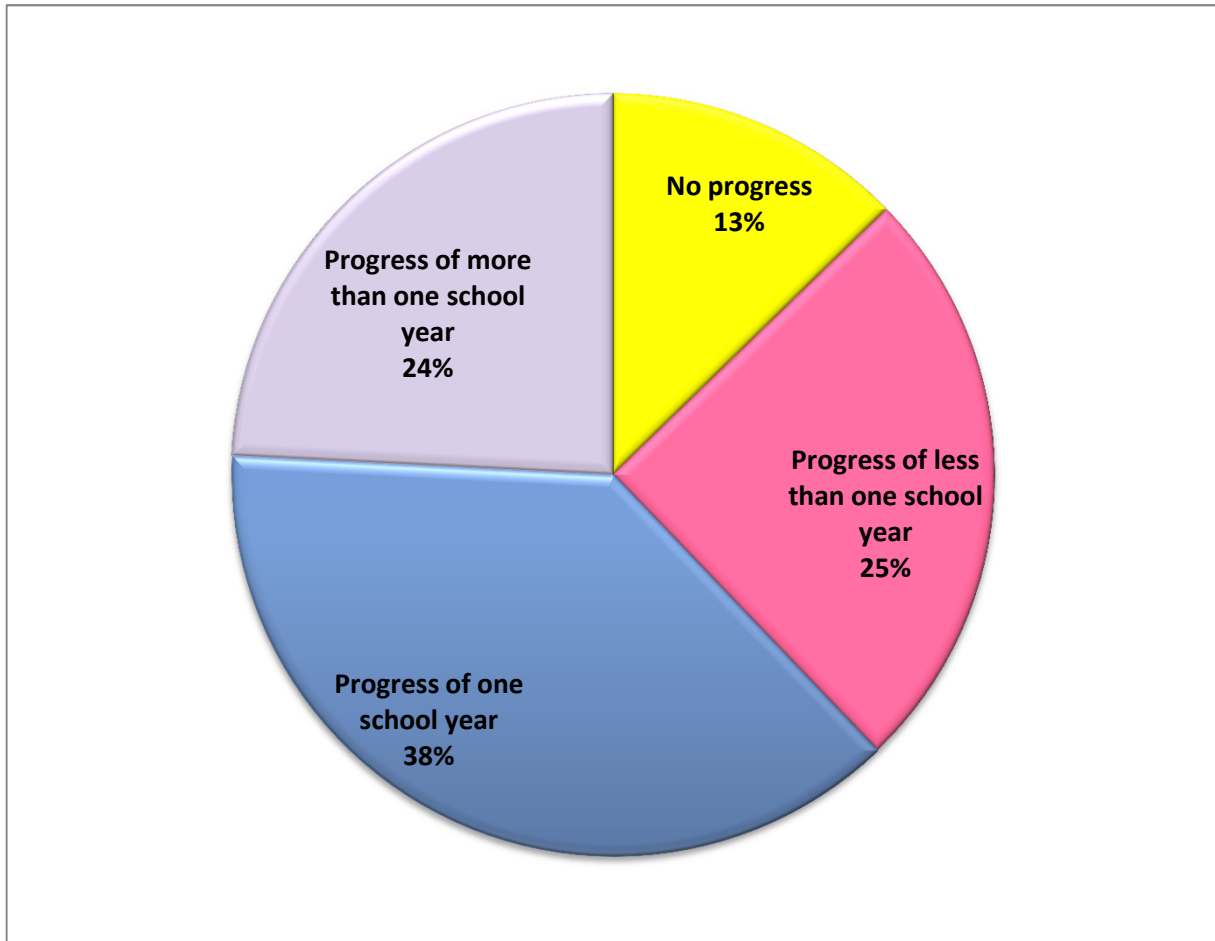
**The legislation governing the GSNS Program does not give the GaDOE the authority to mandate specific assessments to be used by private schools. Private schools select their own assessments and do not use state-mandated standardized assessments to measure student progress. Progress information is self-reported by private schools to the GaDOE.*



GSNS Students Math Assessment Results*

| Assessment: Math | Number of Students Reported | Percentage |
|---|-----------------------------|-------------|
| No progress | 365 | 13% |
| Progress of less than one school year | 720 | 25% |
| Progress of one school year | 1,089 | 38% |
| Progress of more than one school year | 694 | 24% |
| The number of students with reported pre- and post-assessment scores | 2,868 | 100% |

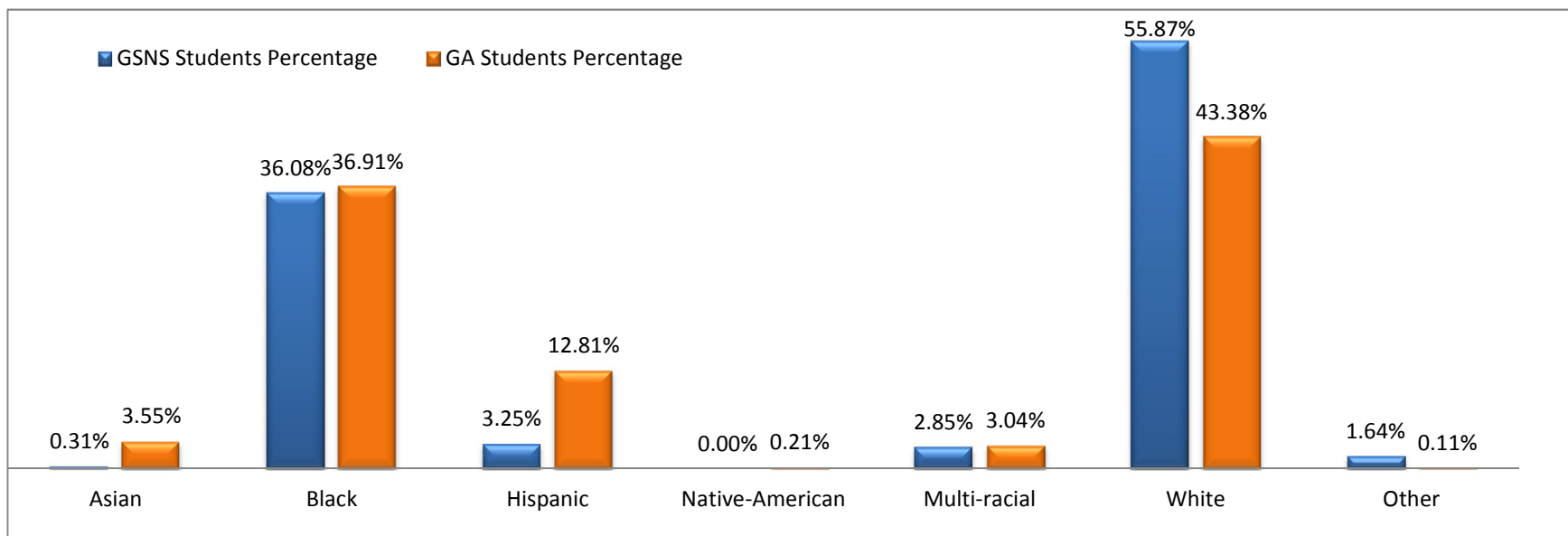
**The legislation governing the GSNS Program does not give the GaDOE the authority to mandate specific assessments to be used by private schools. Private schools select their own assessments and do not use state-mandated standardized assessments to measure student progress. Progress information is self-reported by private schools to the GaDOE.*



Students by Race and Ethnicity- GSNS Students and Total Enrollment Georgia Public Schools K - 12

| Race/Ethnicity | Asian | Black | Hispanic | Native-American | Multi-racial | White | Other | Total |
|--------------------------|--------|---------|----------|-----------------|--------------|---------|-------|-----------|
| GSNS Students | 10 | 1,165 | 105 | 0 | 92 | 1,804 | 53 | 3,229 |
| GA Students* | 58,435 | 606,975 | 210,670 | 3,395 | 50,012 | 713,374 | 1,798 | 1,644,659 |
| GSNS Students Percentage | 0.31% | 36.08% | 3.25% | 0.00% | 2.85% | 55.87% | 1.64% | 100% |
| GA Students Percentage | 3.55% | 36.91% | 12.81% | 0.21% | 3.04% | 43.38% | 0.11% | 100% |

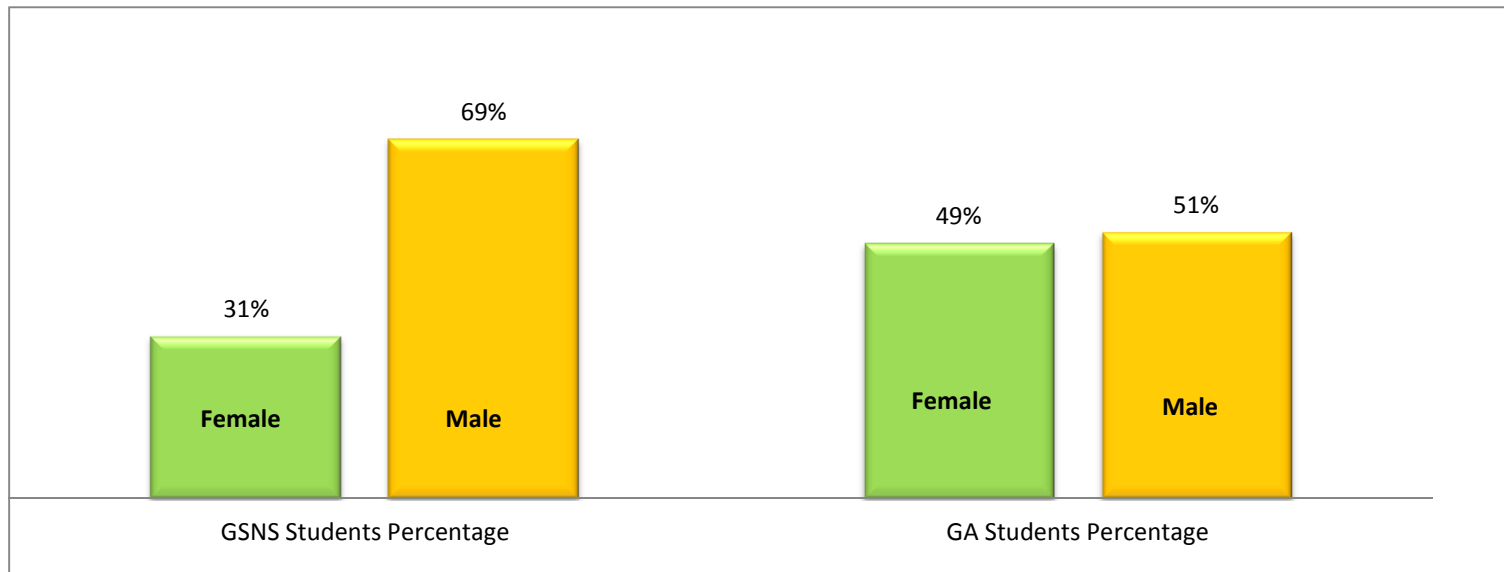
* March 1, 2013. FY 2013 FTE-3.



GSNS Students by Gender and Total Enrollment Georgia Public Schools K - 12

| Gender | Female | Male | Total |
|---------------------------------|---------|---------|------------------|
| GSNS Students | 1,005 | 2,224 | 3,229 |
| GA Students* | 805,490 | 839,169 | 1,644,659 |
| GSNS Students Percentage | 31% | 69% | 100% |
| GA Students Percentage | 49% | 51% | 100% |

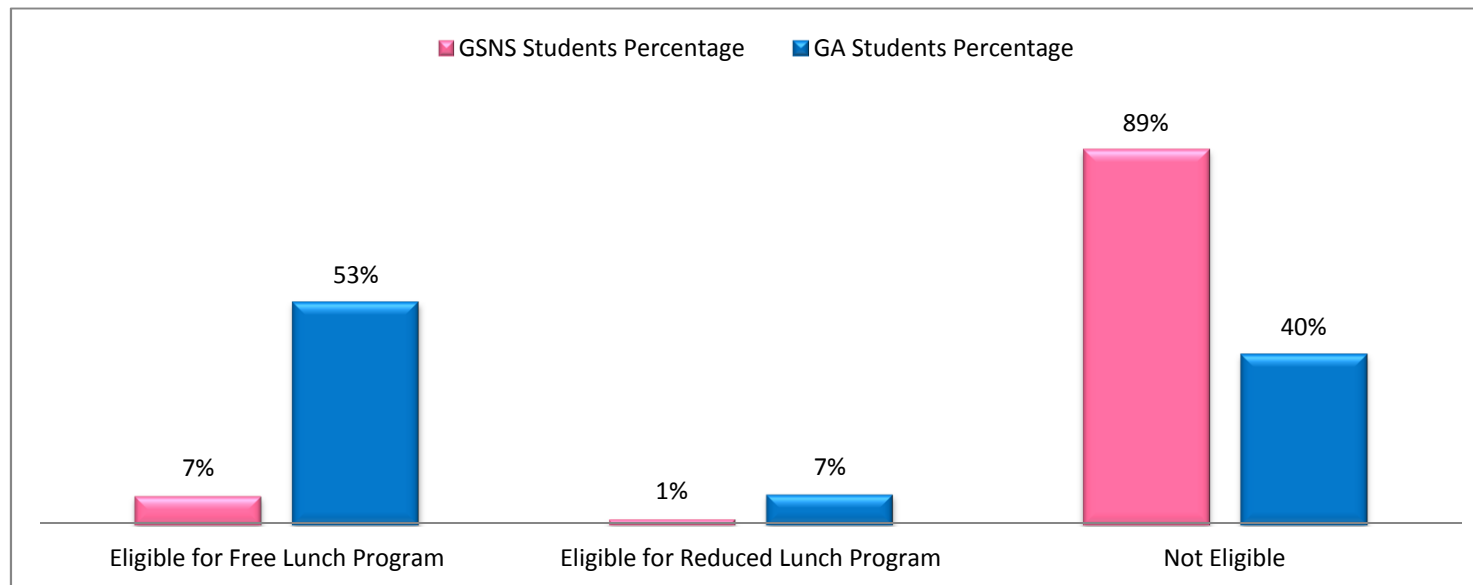
* March 1, 2013. FY 2013 FTE-3.



Eligibility for Free and Reduced Lunch Program- GSNS Students and Total Enrollment Georgia Public Schools K - 12

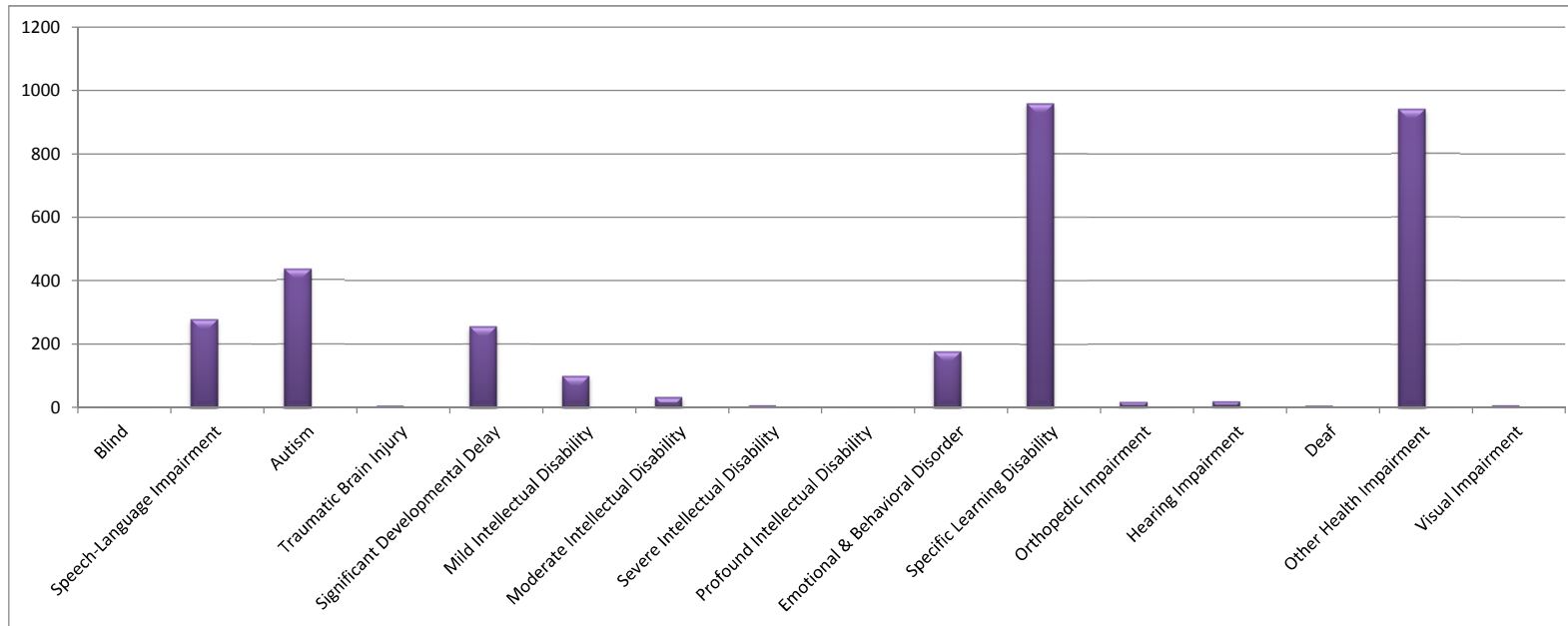
| Eligibility | Eligible for Free Lunch Program | Eligible for Reduced Lunch Program | Not Eligible | Eligibility Unknown | Total |
|---------------------------------|---------------------------------|------------------------------------|--------------|---------------------|------------------|
| GSNS Students | 221 | 43 | 2,859 | 106 | 3,229 |
| GA Students* | 895,435 | 121,878 | 685,445 | 0 | 1,702,758 |
| GSNS Students Percentage | 7% | 1% | 89% | 3% | 100% |
| GA Students Percentage | 53% | 7% | 40% | 0% | 100% |

* October 31, 2012



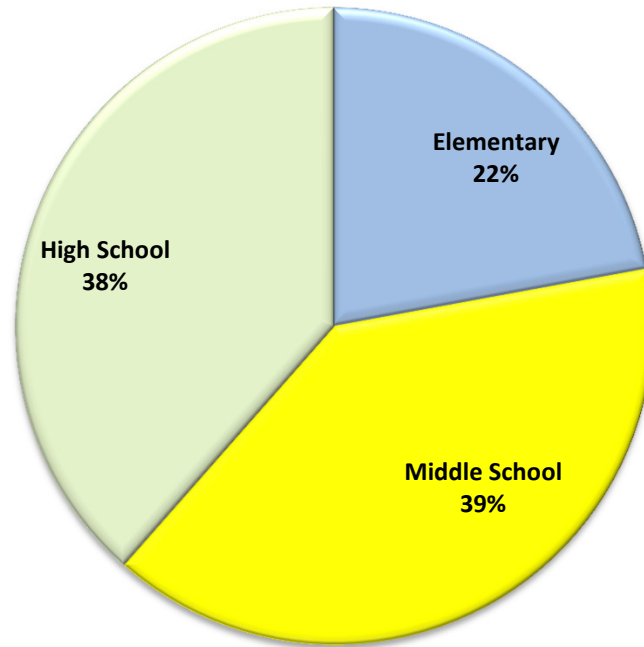
GSNS Students by Disability Type

| Disability Type | Number of Students | Percentage |
|----------------------------------|--------------------|-------------|
| Blind | 1 | 0.03% |
| Speech-Language Impairment | 277 | 8.58% |
| Autism | 435 | 13.47% |
| Traumatic Brain Injury | 4 | 0.12% |
| Significant Developmental Delay | 255 | 7.90% |
| Mild Intellectual Disability | 98 | 3.03% |
| Moderate Intellectual Disability | 32 | 0.99% |
| Severe Intellectual Disability | 6 | 0.19% |
| Profound Intellectual Disability | 1 | 0.03% |
| Emotional & Behavioral Disorder | 176 | 5.45% |
| Specific Learning Disability | 959 | 29.70% |
| Orthopedic Impairment | 17 | 0.53% |
| Hearing Impairment | 18 | 0.56% |
| Deaf | 4 | 0.12% |
| Other Health Impairment | 940 | 29.11% |
| Visual Impairment | 6 | 0.19% |
| | 3,229 | 100% |



GSNS Students by Grade Levels

| Grade Level | Number of Students | Percentage |
|---------------|--------------------|-------------|
| Elementary | 714 | 22% |
| Middle School | 1,272 | 39% |
| High School | 1,243 | 38% |
| Total | 3,229 | 100% |



GSNS Students: Original School District

| School District | Number of Students | Percentage of Students Enrolled in GSNS Program |
|------------------------|--------------------|---|
| Atlanta Public Schools | 175 | 5.42% |
| Baldwin County | 8 | 0.25% |
| Banks County | 1 | 0.03% |
| Barrow County | 8 | 0.25% |
| Bartow County | 6 | 0.19% |
| Bibb County | 36 | 1.11% |
| Brantley County | 4 | 0.12% |
| Bryan County | 5 | 0.15% |
| Buford City | 1 | 0.03% |
| Bulloch County | 3 | 0.09% |
| Butts County | 6 | 0.19% |
| Camden County | 21 | 0.65% |
| Carroll County | 3 | 0.09% |
| Carrollton City | 2 | 0.06% |
| Cartersville City | 2 | 0.06% |
| Catoosa County | 1 | 0.03% |
| Charlton County | 1 | 0.03% |
| Chatham County | 223 | 6.91% |
| Chattooga County | 1 | 0.03% |
| Cherokee County | 81 | 2.51% |
| Clarke County | 12 | 0.37% |
| Clayton County | 86 | 2.66% |
| Cobb County | 449 | 13.91% |
| Columbia County | 29 | 0.90% |
| Coweta County | 48 | 1.49% |
| Crawford County | 2 | 0.06% |
| Dalton City | 4 | 0.12% |
| Dawson County | 5 | 0.15% |
| Decatur City | 13 | 0.40% |
| DeKalb County | 359 | 11.12% |
| Dougherty County | 8 | 0.25% |
| Douglas County | 57 | 1.77% |
| Effingham County | 6 | 0.19% |
| Elbert County | 4 | 0.12% |
| Emanuel County | 1 | 0.03% |
| Fannin County | 4 | 0.12% |
| Fayette County | 107 | 3.31% |
| Floyd County | 11 | 0.34% |

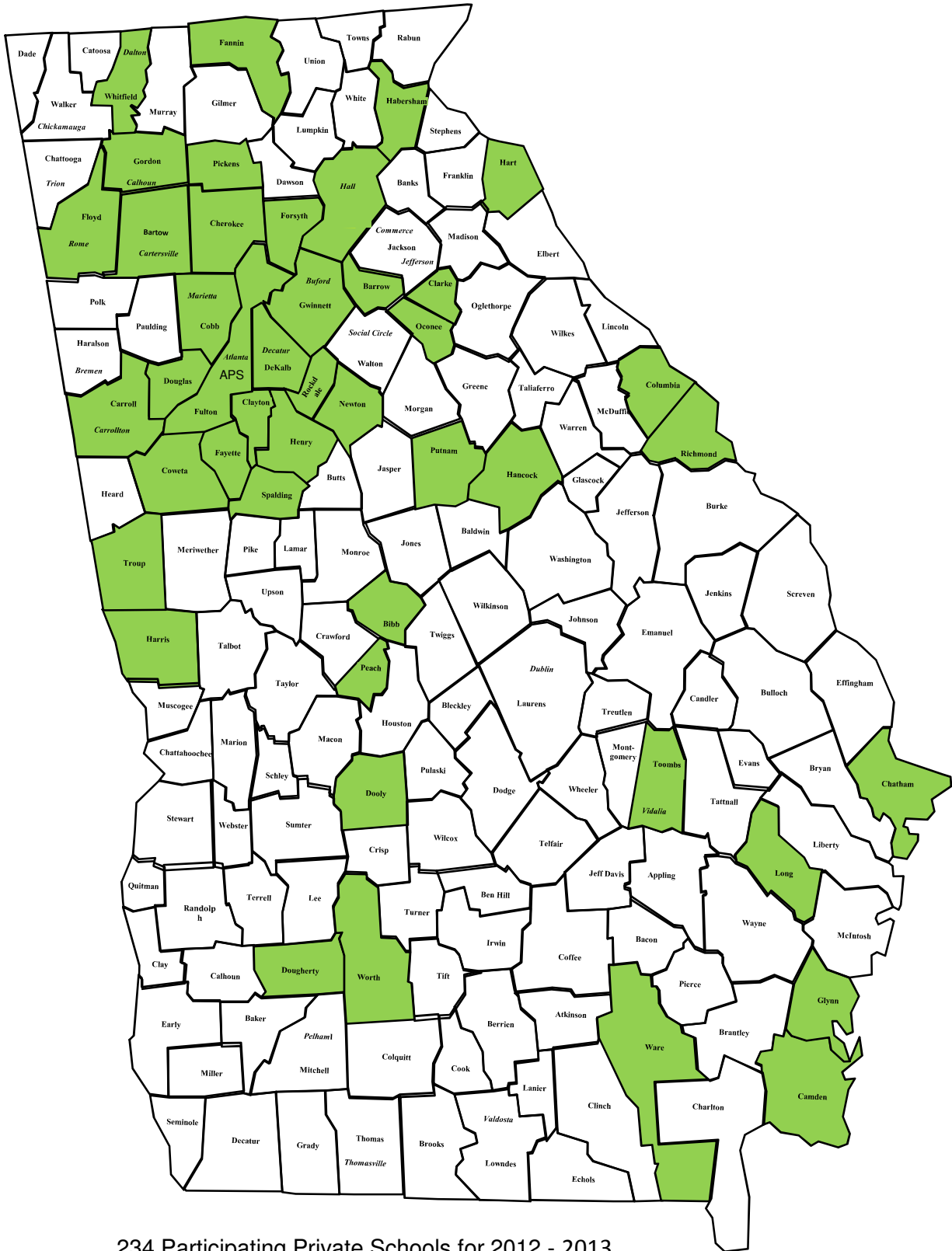
GSNS Students: Original School District

| School District | Number of Students | Percentage of Students Enrolled in GSNS Program |
|-------------------|--------------------|---|
| Forsyth County | 108 | 3.34% |
| Franklin County | 6 | 0.19% |
| Fulton County | 386 | 11.95% |
| Gainesville City | 6 | 0.19% |
| Glynn County | 15 | 0.46% |
| Gwinnett County | 246 | 7.62% |
| Habersham County | 3 | 0.09% |
| Hall County | 11 | 0.34% |
| Hancock County | 1 | 0.03% |
| Harris County | 7 | 0.22% |
| Hart County | 20 | 0.62% |
| Henry County | 121 | 3.75% |
| Houston County | 7 | 0.22% |
| Irwin County | 1 | 0.03% |
| Jackson County | 4 | 0.12% |
| Jasper County | 1 | 0.03% |
| Jones County | 4 | 0.12% |
| Lamar County | 2 | 0.06% |
| Laurens County | 1 | 0.03% |
| Lee County | 2 | 0.06% |
| Liberty County | 2 | 0.06% |
| Lowndes County | 1 | 0.03% |
| Lumpkin County | 2 | 0.06% |
| Madison County | 3 | 0.09% |
| Marietta City | 13 | 0.40% |
| Meriwether County | 14 | 0.43% |
| Monroe County | 2 | 0.06% |
| Morgan County | 2 | 0.06% |
| Murray County | 2 | 0.06% |
| Muscogee County | 11 | 0.34% |
| Newton County | 90 | 2.79% |
| Oconee County | 6 | 0.19% |
| Oglethorpe County | 3 | 0.09% |
| Paulding County | 26 | 0.81% |
| Peach County | 8 | 0.25% |
| Pickens County | 2 | 0.06% |
| Pierce County | 1 | 0.03% |
| Pike County | 9 | 0.28% |
| Pulaski County | 2 | 0.06% |

GSNS Students: Original School District

| School District | Number of Students | Percentage of Students Enrolled in GSNS Program |
|---|--------------------|---|
| Putnam County | 2 | 0.06% |
| Richmond County | 26 | 0.81% |
| Rockdale County | 15 | 0.46% |
| Rome City | 1 | 0.03% |
| Social Circle City | 1 | 0.03% |
| Spalding County | 48 | 1.49% |
| State Charter Schools II-Atlanta Heights Charter School | 1 | 0.03% |
| State Charter Schools II-Coweta Charter Academy | 2 | 0.06% |
| State Charter Schools II-Fulton Leadership Academy | 2 | 0.06% |
| State Charter Schools II-Ivy Preparatory Academy School | 1 | 0.03% |
| State Charter Schools-Cherokee Charter Academy | 1 | 0.03% |
| State Charter Schools-Georgia Connections Academy | 1 | 0.03% |
| State Charter Schools-Odyssey School | 81 | 2.51% |
| Talbot County | 1 | 0.03% |
| Taylor County | 1 | 0.03% |
| Terrell County | 1 | 0.03% |
| Thomaston-Upson County | 1 | 0.03% |
| Tift County | 1 | 0.03% |
| Toombs County | 3 | 0.09% |
| Troup County | 25 | 0.77% |
| Union County | 3 | 0.09% |
| Walker County | 1 | 0.03% |
| Walton County | 21 | 0.65% |
| Ware County | 27 | 0.84% |
| Washington County | 4 | 0.12% |
| Wayne County | 1 | 0.03% |
| White County | 1 | 0.03% |
| Whitfield County | 4 | 0.12% |
| Wilcox County | 2 | 0.06% |
| Wilkinson County | 2 | 0.06% |
| Worth County | 4 | 0.12% |
| Total | 3,229 | 100% |

Participating Private Schools by School District



234 Participating Private Schools for 2012 - 2013
 Green Highlight = Location of Participating Private Schools

GSNS Private School Enrollment Numbers

** A school had less than 10 students.*

| Private School Name | Students Enrolled |
|--|-------------------|
| ABC Montessori School | 21 |
| Academy at North Fulton | * |
| Achievers Learning Academy | * |
| Advance Academy | 11 |
| Advance Learning Center | 26 |
| Agape Jr. Academy | * |
| Alexsander Academy | 16 |
| Alice Blount Academy | * |
| Anointed Word Christian School International | * |
| Ash Tree Learning Center | 74 |
| Athens Christian School | 14 |
| Atlanta Country Day School | * |
| Atlanta Girl's School | * |
| Atlanta Speech School | * |
| Augusta Christian Schools | 34 |
| Aurora Strategies Full Day Program | * |
| Ava White Academy | 17 |
| Barnes Academy | 20 |
| Bedford School | 80 |
| Benjamin Franklin Academy | * |
| Bible Baptist Christian School | 11 |
| Bible Baptist School - 11168 | * |
| Blessed Trinity Catholic High School | * |
| Braddy Preparatory Academy | 93 |
| Brandon Hall | 13 |
| Braselton Christian Academy | 10 |
| Bridgeway Christian Academy | 10 |
| Brookwood Christian Language School | 28 |
| Brunswick Christian Academy | 11 |
| Byne Christian Academy | * |
| Byron Christian Academy | * |
| Calvary Christian School of Columbus | * |
| Camp Jewell House | 19 |
| The Campus | 53 |
| CAN Academy | 15 |
| Center Academy | 44 |
| Central Fellowship Christian Academy | * |
| CH Terrell Academy | * |
| Chatham Academy at Royce | 30 |

GSNS Private School Enrollment Numbers

** A school had less than 10 students.*

| Private School Name | Students Enrolled |
|--|--------------------------|
| Christ Lutheran School | * |
| Christian Heritage School | * |
| Chryalis Experiential Academy | 12 |
| ClearWater Academy | 12 |
| Closer Look Academy | * |
| Clover Leaf School | * |
| Community Christian School | 18 |
| The Community School | * |
| Cornerstone Christian Academy- Royston Loc | * |
| Cornerstone Preparatory Academy | * |
| Cornerstone Schools Inc. | * |
| The Cottage School | 87 |
| Covenant Christian Academy | 17 |
| Covenant Christian Ministries Academy | 11 |
| Covington Academy | 64 |
| Creekside Christian Academy | * |
| Cumberland Academy of GA | 53 |
| Cumberland Christian Academy | 17 |
| Dawson Street Christian School | 45 |
| Decatur Adventist Junior Academy | * |
| Dominion Christian High School | 26 |
| Dominion Classical Christian Academy | * |
| Eagles Landing Christian Academy | 18 |
| Eaton Academy | 24 |
| Evangel Temple Christian Academy | * |
| Evans Christian Academy | * |
| Faith Baptist Christian Academy | * |
| Faith Christian Academy of Griffin | 35 |
| Fayette Christian School | * |
| Fideles Christian School | * |
| Forest Park Street School | * |
| Foundations for the Future | * |
| Friendship Christian School | 14 |
| Fullington Academy | * |
| Furtah Preparatory School | 53 |
| Gatewood Schools | * |
| Gerard Preparatory Academy | 23 |
| GracePoint School | * |
| Greater Atlanta Adventist Academy | * |

GSNS Private School Enrollment Numbers

** A school had less than 10 students.*

| Private School Name | Students Enrolled |
|---|--------------------------|
| Green Pastures Christian Schools | 12 |
| Greenfield Hebrew Academy of Atlanta | * |
| Greenforest McAlep Christian Academy | 15 |
| Griffin Christian High School | * |
| Hayden's Way | 13 |
| Heart of Hope Academy | * |
| Heirway Christian Academy | * |
| Heritage Christian Academy | * |
| Heritage Christian School - 50673 | * |
| Hirsch Academy | * |
| Holy Innocent's Episcopal School | * |
| Holy Spirit Preparatory School | * |
| Hope Springs Christain Learning Center | * |
| Hopewell Christian Academy | 21 |
| Horizon Christian Academy | 14 |
| Howard School | 64 |
| In His Image Christian Academy | * |
| Integrity Christian Academy | 20 |
| Jacob's Ladder | 29 |
| John Hancock Academy | 17 |
| Joseph Sams School | 24 |
| Kaleidoscope ABA Inc | * |
| Kingdom Academy | * |
| Kingfisher Academy | * |
| King's Way Christian School | * |
| Lafayette Christian School | * |
| Legacy Community Academy | * |
| Light of the World Christian Academy of Atlanta | 19 |
| Lionheart School | 17 |
| Lithia Christian Academy | 14 |
| Lyndon Academy | * |
| Maranatha Christian Academy | * |
| Masada Day and Preparatory School | * |
| McGinnis Woods Country Day School | * |
| MDE School LLC | 19 |
| Memorial Day School | 46 |
| Mill Springs Academy | 141 |
| Miller's Military Academy | 34 |
| Mohammed Schools of Atlanta | 11 |

GSNS Private School Enrollment Numbers

** A school had less than 10 students.*

| Private School Name | Students Enrolled |
|---|--------------------------|
| Montessori Academy at Sharon Springs | 10 |
| Mount Carmel Christian School | * |
| Mount de Sales Academy | * |
| Mount Paran Christian School | 14 |
| Mount Pisgah Christian School | * |
| Mount Vernon Presbyterian School | * |
| Mountain Area Christian Academy | * |
| New Beginning Christian School | 11 |
| New Creation Christian Academy | * |
| New Life Technical Academy | * |
| North Cobb Christian School | 16 |
| Omega Learning Center- Acworth Loc | 26 |
| Omega Learning Center- Douglasville Loc | 37 |
| Omega Learning Center- Johns Creek loc | * |
| Omega Learning- Marietta Loc | * |
| Our Lady of Mercy Catholic HS | * |
| Owens Christian Preparatory Academy | * |
| Paideia School | * |
| Peachtree Academy Private School | * |
| Peoples Baptist Academy | * |
| Perimeter Christian School | * |
| Phyl's Academy of Preparatory School | * |
| Porter Academy | 44 |
| Prince Avenue Christian School | * |
| Providence Christian Academy | * |
| Riverside Military Academy | 16 |
| Robert Toombs Christian Academy | * |
| Sage School | 12 |
| Saint Andrews Montessori School | * |
| Saint Anne-Pacelli Catholic School | * |
| Saint Joseph Catholic School | * |
| Saint Joseph's Catholic School | * |
| Saint Paul Academy for Boys | 54 |
| Saint Peter Claver Regional Catholic School | * |
| Schenck School | 47 |
| Sherwood Christian Academy | * |
| Shiloh Christian Academy | * |
| Shiloh Hills Christian School | * |
| Skipstone Academy | 35 |

GSNS Private School Enrollment Numbers

** A school had less than 10 students.*

| Private School Name | Students Enrolled |
|--|--------------------------|
| Sola Fide Lutheran School | * |
| Solid Foundation | 11 |
| Solid Rock Academy | 39 |
| Sophia Academy | 42 |
| South Atlanta Learning Academy | * |
| Southside Christian School | 33 |
| Southwest Atlanta Christian Academy | 13 |
| Sparks Christian Academy | 11 |
| Special Needs School of Gwinnett | 19 |
| Saint Francis Day School | 145 |
| Saint Paul Lutheran School | * |
| Stepping Stones Educational Therapy Ctr Inc. | 19 |
| Strong Wall Academy | 50 |
| Summit Autism Center of Atlanta | 13 |
| Tattnall Square Academy | * |
| The Friends School of Atlanta | * |
| The Lighthouse | 40 |
| The Swift School | 97 |
| TLE Christian Academy | 15 |
| Torah Day School of Atlanta | * |
| Trinity Chapel Academy | * |
| Trinity Christian School of Sharpsburg | 11 |
| Trinity Prep of Loganville | 15 |
| Trinity School - | * |
| Unity Christian School | 14 |
| Veritas Classical Schools | * |
| Victorious Kidz Christian Academy | * |
| Waldorf School of Atlanta | * |
| Waverly Hall Christian Academy | * |
| Westminster Christian Academy | * |
| Westminster Schools of Augusta | * |
| Whitefield Academy | * |
| Wildwood Christian Academy | * |
| Woodfield Academy Inc. | 33 |
| Woodlee's Christian Academy | 26 |
| Woodward Academy | 27 |
| Yeshiva Atlanta High School | * |
| Total | 3229 |

** A school had less than 10 students.*

Average Tuition at GSNS Private Schools

| Name of Private School | Average Tuition |
|--|-----------------|
| ABC Montessori School - 50595 | \$9,916 |
| Achievers Learning Academy - 11205 | \$8,450 |
| Advance Academy - 50596 | \$8,500 |
| Advance Learning Center - 50597 | \$8,126 |
| Agape Jr. Academy - 11213 | \$4,725 |
| Alexsander Academy - 50598 | \$16,850 |
| Alice Blount Academy - 50599 | \$8,575 |
| Alpharetta International Academy - 50709 | \$8,140 |
| Amit Program, Inc. - 50600 | \$22,250 |
| Anointed Word Christian School International - 50601 | \$7,032 |
| Ash Tree Learning Center - 50602 | \$8,446 |
| Athens Christian School - 50603 | \$6,660 |
| Atlanta Country Day School - 50604 | \$21,000 |
| Atlanta Girl's School - 50605 | \$20,130 |
| Augusta Christian Schools - 50607 | \$12,300 |
| Aurora Strategies Full Day Program - 50608 | \$24,742 |
| Aurora Strategies Roswell loc - 11214 | \$25,550 |
| Ava White Academy - 50609 | \$12,189 |
| Barnes Academy - 50610 | \$6,876 |
| Bedford School - 50612 | \$16,629 |
| Benjamin Franklin Academy - 11152 | \$29,063 |
| Berean Christian Junior Academy - 11166 | \$6,120 |
| Bible Baptist Christian School - 50613 | \$7,019 |
| Bible Baptist School - 11168 | \$5,775 |
| Blessed Trinity Catholic High School - 11169 | \$11,125 |
| Braddy Preparatory Academy - 50615 | \$12,001 |
| Brandon Hall - 50617 | \$19,962 |
| Braselton Christian Academy - 11215 | \$9,850 |
| Bridgeway Christian Academy - 50618 | \$9,799 |
| Brookwood Christian Language School - 50620 | \$13,280 |
| Brunswick Christian Academy - 50621 | \$5,352 |
| Byne Christian Academy - 50622 | \$5,910 |
| Byron Christian Academy - 50623 | \$3,525 |
| Calvary Christian School of Columbus - 11216 | \$7,585 |
| Camp Jewell - 11156 | \$9,548 |
| Campus, The - 50625 | \$9,641 |
| CAN Academy - 11170 | \$6,327 |
| Center Academy - 50626 | \$15,995 |
| Central Fellowship Christian Academy - 50627 | \$7,980 |
| CH Terrell Academy - 50628 | \$8,689 |

Average Tuition at GSNS Private Schools

| Name of Private School | Average Tuition |
|---|-----------------|
| Chatham Academy at Royce - 50629 | \$15,100 |
| Christ Lutheran School - 11217 | \$9,175 |
| Christian Heritage School - 50630 | \$10,183 |
| Chryalis Experiential Academy - 50631 | \$16,900 |
| ClearWater Academy - 50632 | \$20,750 |
| Closer Look Academy - 11211 | \$6,817 |
| Clover Leaf School - 11235 | \$18,526 |
| Community Christian School - 50633 | \$9,567 |
| Community School, The - 50634 | \$25,829 |
| Cornerstone Christian Academy- Royston Loc - 11218 | \$9,330 |
| Cornerstone Community Services Learning Academy - 50636 | \$8,699 |
| Cornerstone Leadership Academy - 11171 | \$13,880 |
| Cornerstone Preparatory Academy - 50637 | \$4,650 |
| Cornerstone Schools Inc. - 50638 | \$8,500 |
| Cottage School, The - 50639 | \$23,539 |
| Covenant Christian Academy - 50641 | \$8,292 |
| Covenant Christian Ministries Academy - 50642 | \$6,783 |
| Covington Academy - 50643 | \$8,646 |
| Creekside Christian Academy - 50644 | \$5,758 |
| Cumberland Academy of GA - 50645 | \$19,780 |
| Cumberland Christian Academy - 11159 | \$7,704 |
| Curtis Baptist School - 11206 | \$14,543 |
| Dawson Street Christian School - 50646 | \$8,757 |
| Decatur Adventist Junior Academy - 50647 | \$5,194 |
| Dominion Christian High School - 50648 | \$9,209 |
| Dominion Classical Christian Academy - 11172 | \$12,050 |
| Eagles Landing Christian Academy - 50649 | \$12,646 |
| Eaton Academy - 50650 | \$18,426 |
| Evangel Temple Christian Academy - 50652 | \$5,592 |
| Evans Christian Academy - 50653 | \$7,443 |
| Faith Baptist Christian Academy - 50654 | \$4,165 |
| Faith Christian Academy of Griffin - 50655 | \$6,079 |
| Fayette Christian School - 50656 | \$6,600 |
| Fideles Christian School - 50657 | \$8,991 |
| Foundation Christian Academy - 50659 | \$7,029 |
| Foundations for the Future - 50660 | \$9,303 |
| Friendship Christian School - 50661 | \$8,381 |
| Fullington Academy - 50662 | \$5,761 |
| Furtah Preparatory School - 50663 | \$10,303 |
| Gatewood Schools - 50666 | \$6,158 |

Average Tuition at GSNS Private Schools

| Name of Private School | Average Tuition |
|---|-----------------|
| Gerard Preparatory Academy - 50616 | \$8,587 |
| GracePoint School - 11219 | \$18,500 |
| Grand Total | \$13,152 |
| Greater Atlanta Adventist Academy - 11161 | \$6,495 |
| Green Pastures Christian Schools - 50668 | \$6,016 |
| Greenfield Hebrew Academy of Atlanta - 50669 | \$23,706 |
| Greenforest McAlep Christian Academy - 50670 | \$8,022 |
| Griffin Christian High School - 11220 | \$4,485 |
| Hayden's Way - 50671 | \$12,630 |
| Heart of Hope Academy - 50672 | \$18,000 |
| Heirway Christian Academy - 11221 | \$4,968 |
| Heritage Christian Academy - 11208 | \$6,950 |
| Heritage Christian School - 50673 | \$8,887 |
| Hirsch Academy - 50674 | \$28,500 |
| Holdheide Academy - 11222 | \$8,100 |
| Holy Innocent's Episcopal School - 50675 | \$21,597 |
| Holy Spirit Preparatory School - 50676 | \$18,988 |
| Hope Springs Christain Learning Center - 11158 | \$9,678 |
| Hopewell Christian Academy - 50680 | \$7,162 |
| Horizon Christian Academy - 50681 | \$9,173 |
| Horizons School - 50682 | \$11,717 |
| Howard School - 50683 | \$26,318 |
| In His Image Christian Academy - 11174 | \$7,825 |
| Integrity Christian Academy - 437 | \$7,387 |
| Jackson Wesley Academy - 50686 | \$4,420 |
| Jacob's Ladder - 50687 | \$30,552 |
| John Hancock Academy - 50689 | \$6,000 |
| Joseph Sams School - 50690 | \$18,993 |
| Kaleidoscope ABA, Inc - 50691 | \$22,625 |
| Kingdom Academy - 400 | \$5,095 |
| Kingfisher Academy - 50693 | \$8,000 |
| LaGrange Academy - 50695 | \$8,235 |
| Legacy Academy - 50619 | \$6,184 |
| Let's Learn Academy - 11164 | \$19,000 |
| Light of the World Christian Academy of Atlanta - 50696 | \$9,155 |
| Lighthouse Christian Academy- Jonesboro - 50698 | \$10,610 |
| Lionheart School - 50699 | \$25,000 |
| Lithia Christian Academy - 50700 | \$8,220 |
| Little School - 11236 | \$5,200 |
| Maranatha Christian Academy - 11224 | \$9,525 |

Average Tuition at GSNS Private Schools

| Name of Private School | Average Tuition |
|--|-----------------|
| Masada Day and Preparatory School - 11225 | \$7,037 |
| McGinnis Woods Country Day School - 50702 | \$10,318 |
| MDE School LLC - 11157 | \$15,000 |
| Memorial Day School - 50703 | \$7,309 |
| Mill Springs Academy - 50704 | \$20,861 |
| Miller's Preparatory Academy for Boys - 50705 | \$10,550 |
| Mohammed Schools of Atlanta - 436 | \$6,010 |
| Montessori Academy at Sharon Springs - 50707 | \$8,873 |
| Mount Carmel Christian School - 50710 | \$10,445 |
| Mount de Sales Academy - 50711 | \$10,666 |
| MOUNT PARAN CHRISTIAN SCHOOL - 340 | \$14,171 |
| Mount Pisgah Christian School - 50712 | \$16,299 |
| Mount Vernon Presbyterian School - 11154 | \$16,308 |
| Mountain Area Christian Academy - 50713 | \$10,145 |
| New Beginning Christian School - 50714 | \$5,479 |
| New Creation Christian Academy - 50716 | \$5,121 |
| North Cobb Christian School - 50717 | \$11,937 |
| Oak Meadow Montessori School - 11176 | \$9,120 |
| Omega Learning Center- Acworth Loc - 50719 | \$10,855 |
| Omega Learning Center- Douglasville Loc - 50720 | \$9,242 |
| Omega Learning- Marietta Loc - 50721 | \$10,564 |
| Our Lady of Mercy Catholic HS - 50722 | \$11,340 |
| Owens Christian Preparatory Academy - 50723 | \$14,035 |
| Paideia School - 50724 | \$20,247 |
| Peachtree Academy Private School - 50726 | \$6,984 |
| Peoples Baptist Academy - 11160 | \$8,575 |
| Perimeter Christian School - 50727 | \$7,391 |
| Phyls Academy of Preparatory School - 50728 | \$10,650 |
| Porter Academy - 50729 | \$18,571 |
| PRINCE AVENUE CHRISTIAN SCHOOL - 372 | \$7,596 |
| Providence Christian Academy - 50731 | \$15,969 |
| Riverside Military Academy - 50732 | \$33,118 |
| Robert Toombs Christian Academy - 11228 | \$5,127 |
| Sage School - 50734 | \$18,460 |
| Saint Andrews Montessori School - 11230 | \$7,246 |
| Saint Anne-Pacelli Catholic School - 11231 | \$6,350 |
| Saint Catherine of Siena Catholic School - 50735 | \$6,465 |
| Saint Joseph Catholic School - 50736 | \$6,420 |
| Saint Joseph's Catholic School - 11232 | \$5,440 |
| Saint Paul Academy for Boys - 50738 | \$9,237 |

Average Tuition at GSNS Private Schools

| Name of Private School | Average Tuition |
|---|-----------------|
| Saint Peter Claver Regional Catholic School - 50739 | \$8,193 |
| Saint Simons Christain School - 11155 | \$9,450 |
| Schenck School - 50740 | \$27,149 |
| Sherwood Christian Academy - 50741 | \$9,165 |
| Shiloh Christian Academy - 11233 | \$6,138 |
| Shiloh Hills Christian School - 50742 | \$8,541 |
| Skipstone Academy - 50743 | \$5,792 |
| Sola Fide Lutheran School - 11234 | \$5,800 |
| Solid Foundation - 50744 | \$8,263 |
| Solid Rock Academy - 50745 | \$8,635 |
| Sophia Academy - 50746 | \$20,337 |
| South Atlanta Learning Academy - 50624 | \$8,260 |
| Southside Christian School - 50748 | \$5,722 |
| Southwest Atlanta Christian Academy - 50749 | \$11,201 |
| Sparks Christian Academy - 50750 | \$8,200 |
| Special Needs School of Gwinnett - 50751 | \$10,283 |
| ST. FRANCIS DAY SCHOOL - 272 | \$15,839 |
| ST. PAUL LUTHERAN SCHOOL - 923 | \$7,580 |
| Stepping Stones Educational Therapy Ctr, Inc. - 50752 | \$12,563 |
| Street School Academy - 50753 | \$5,750 |
| Strong Wall Academy - 50754 | \$11,243 |
| Summit Learning Center - 50755 | \$28,510 |
| Tattnall Square Academy - 50756 | \$10,448 |
| Temima, Richard & Jean Katz High School for Girls - 50757 | \$15,300 |
| The Friends School of Atlanta - 50758 | \$17,245 |
| The Lighthouse - 50759 | \$9,893 |
| The Orion School - 50760 | \$19,894 |
| The Swift School - 50761 | \$21,737 |
| TLE Christian Academy - 50762 | \$9,084 |
| Torah Day School of Atlanta - 50763 | \$13,300 |
| Trinity Chapel Academy - 50764 | \$8,563 |
| Trinity Christian School of Sharpsburg - 50765 | \$8,056 |
| Trinity Prep of Loganville - 11210 | \$9,148 |
| Trinity School - 11237 | \$10,450 |
| Unity Christian School - 50766 | \$9,341 |
| Veritas Classical Schools - 50767 | \$5,898 |
| Victorious Kidz Christian Academy - 50768 | \$6,135 |
| Waldorf School of Atlanta - 50770 | \$12,590 |
| Waverly Hall Christian Academy - 50771 | \$5,900 |
| Westminster Christian Academy - 50772 | \$9,281 |

Average Tuition at GSNS Private Schools

| Name of Private School | Average Tuition |
|--|-----------------|
| Westminster Schools of Augusta - 50773 | \$11,833 |
| Whitfield Academy - 11162 | \$19,745 |
| Wildwood Christian Academy - 50774 | \$9,700 |
| Woodfield Academy, Inc. - 50775 | \$11,195 |
| Woodlee's Christian Academy - 50776 | \$6,725 |
| Woodward Academy - 149 | \$23,453 |
| Yeshiva Atlanta High School - 11238 | \$25,940 |