



2009 - 2010

**Georgia Special Needs
Scholarship Program (GSNS)**

End of School Year Report

**For Georgia General Assembly
(O.C.G.A. 20-2-2118)**

Table of Contents

Executive Summary.....	1
2009 - 2010 Georgia Special Needs Scholarship (GSNS) Program Overview.....	3
GSNS Students Assessment Results- Reading.....	4
GSNS Students Assessment Results- Math.....	5
GSNS Students by Race and Ethnicity.....	6
Total Enrollment Georgia Public Schools K - 12 by Race and Ethnicity.....	7
GSNS Students by Gender.....	8
Total Enrollment Georgia Public Schools K - 12 by Gender.....	9
GSNS Students Eligibility for Free and Reduced Lunch Program.....	10
Total Enrollment Georgia Public Schools K - 12, Eligibility for Free and Reduced Lunch Program.....	11
GSNS Students by Disability Type.....	12
GSNS Students by Grade Level.....	13
GSNS Students: Original School District.....	14
School District in which GSNS Private Schools are Located.....	17
GSNS Private Schools Map.....	23
GSNS Private Schools Student Enrollment Numbers: School Years 2007-2008, 2008-2009, & 2009-2010.....	24
Average Tuition at GSNS Private Schools.....	30

**Georgia Department of Education
2009 - 2010 Georgia Special Needs Scholarship Program
End of School Year Report**

Executive Summary

Senate Bill 10 as signed into law on May 18, 2007, created the Georgia Special Needs Scholarship (GSNS) Program which allows parents of eligible special needs students to transfer their children to another public school, public school system, state school, or approved participating private school.

The report contained herein represents the results for the 2009 - 2010 school year as required by O.C.G.A. § 20-2-2118, which stipulates that the Governor's Office of Student Achievement, in conjunction with the Georgia Department of Education shall provide the General Assembly not later than December 1 of each year with a report regarding the scholarship program for the previous fiscal year.

2009 - 2010 Program Highlights

- 186 public school students transferred to one of the three State Schools.
- 231 students were granted transfers from their home school to another public school.
- Number of participating private schools increased from 145 private schools in 2008-2009 to 168 private schools in 2009-2010, an increase of 23 schools.
 - ➔ 13 was the average number of students enrolled in private schools.
 - ➔ 1 - 76 was the range of students enrolled in each private school.
 - ➔ 13 private schools did not enroll any students under the GSNS Program.
- Public school student participation in the program increased by 472 with 2,068 students enrolled in private schools at the start of the 2009 - 2010 school year.
- Of the 1,463 students that completed the 2008 - 2009 school year in the GSNS Program, 1,229 enrolled at private schools to continue participation in the 2009 - 2010 school year.
- Of the 2,068 students enrolled in 2009 - 2010:
 - ➔ 30% Female, 70% Male.
 - ➔ 41% Black, 54% White, 5% Asian/Hispanic/Native American/Multi-Racial.
 - ➔ 32% Eligible for Free and Reduced Lunch, 68% Not Eligible for Free and Reduced Lunch.
 - ➔ 466, or 23% were fifth grade students; the largest grade represented.
 - ➔ 598 or 29% had a disability type of Other Health Impairment.
 - ➔ 573 or 28% had a disability type of Specific Learning Disability.
- \$12,641,932 was paid in FY10 for the scholarships to students.
- \$6,342 was the average annual scholarship amount for students.
- \$2,580 to \$15,100 was the range for individual scholarship amounts.
- At the end of the 2009 - 2010 school year 1,858 students were enrolled in private schools; a decrease of 210 students or approximately 10%.

**Georgia Department of Education
2009 - 2010 Georgia Special Needs Scholarship Program
End of School Year Report**

2009 - 2010 Georgia Special Needs Scholarship Program Students' Pre/Post Assessment and Information:

- Private schools were asked to provide pre- and post-assessment information on GSNS students enrolled at their schools for the subjects of Reading and Math.
- Progress information is not reported on all students due to students leaving the GSNS Program before a private school is able to administer pre-and post-assessments to a GSNS student.
- Progress information is self-reported by the private schools to the GaDOE.
- At the end of the school year, private schools with scholarship students, submitted assessment information for 1,798 students in the subject of math and 1,789 in the subject of reading.
- Private schools reported the following:

Math

- 12% of their students showed progress of less than one year.
- 25% of their students showed no progress.
- 38% of their students showed progress of one school year.
- 25% of their students showed progress of more than one school year.

Reading

- 10% of their students showed progress of less than one year.
- 25% of their students showed no progress.
- 38% of their students showed progress of one school year.
- 27% of their students showed progress of more than one school year.

**Georgia Department of Education
2009 - 2010 Georgia Special Needs Scholarship Program
End of School Year Report**

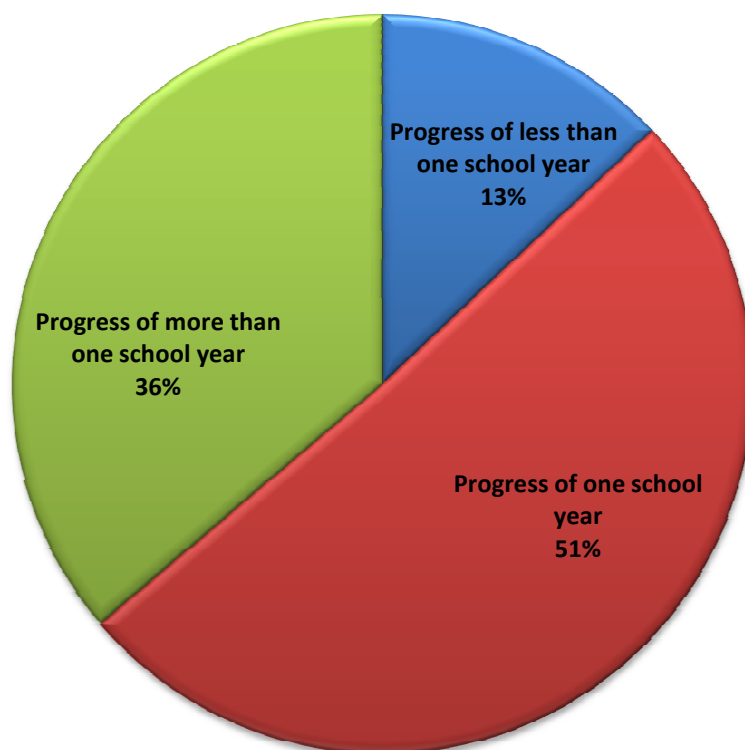
2009 - 2010 Georgia Special Needs Scholarship Program Overview

Overview	Count
Total Number of Students Receiving Scholarships at Start of 2009-2010 School Year.	2,068
Total Number of Students Receiving Scholarships at Completion of 2009-2010 School Year.	1,858
Total Number of Private Schools Submitting an Application for Participation in the 2009-2010 School Year.	31
Number of New Private Schools Participating in the GSNS Program for the 2009-2010 School Year.	23
Number of Private Schools Returning from 2008-2009.	143
Number of Private Schools Not Returning from 2008-2009.	2
Total Number of Private Schools Participating in GSNS for 2009-2010.	168
Total Number of Private Schools with Enrolled GSNS Students.	156
Number of Private Schools with 10 or More Students.	64
Number of Private Schools with Less than 10 Students.	92
Highest Enrollment in a Single School.	76
Range of Student Enrollment in Participating Private Schools.	0 - 76
Average Number of Scholarship Students per School.	13
Georgia Public School Systems Impacted by Scholarship Student Withdrawals.	74
Range of Special Needs Scholarship Student Withdrawals in Georgia Public School Systems.	1 - 367
Financial Information	Value
Total Scholarship Payments Statewide for FY10.	\$12,641,932
Range of Annual Scholarship Amounts for GSNS Students.	\$2,580 to \$15,100
Median Scholarship Payment for the 2,068 Students	\$6,212
Average Annual Scholarship Amount for the 2,068 Students	\$6,342

Georgia Department of Education
2009 - 2010 Georgia Special Needs Scholarship Program
End of School Year Report

GSNS Students Reading Results

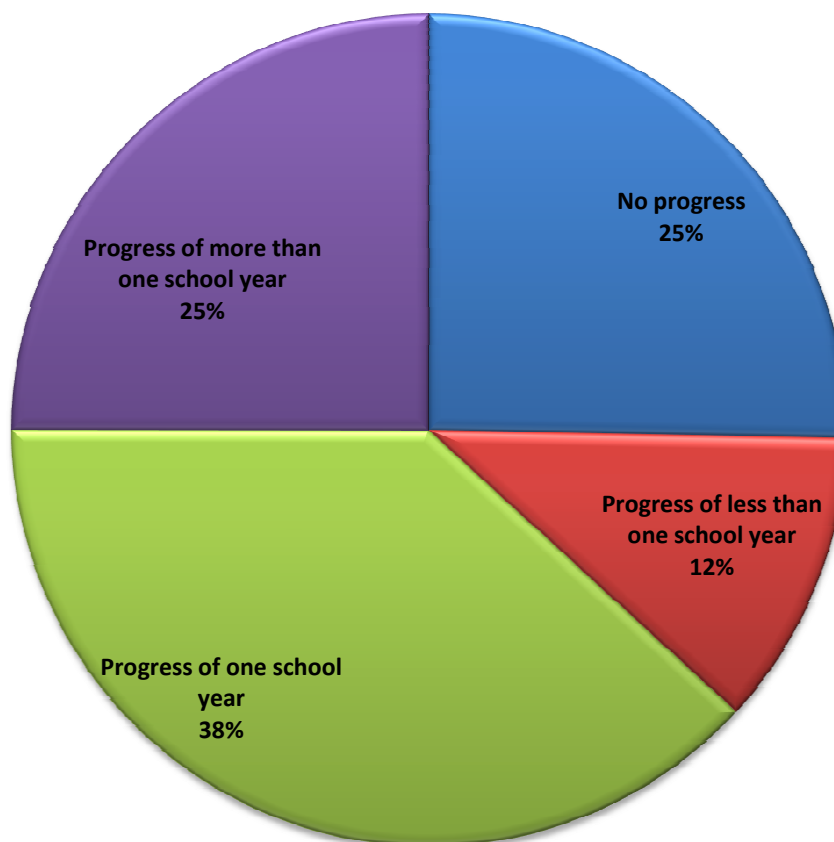
Assessment: Reading	Count	Percentage
No progress	442	25%
Progress of less than one school year	175	10%
Progress of one school year	684	38%
Progress of more than one school year	488	27%
The number of students with reported pre- and post-assessment scores	1789	100%



Georgia Department of Education
2009 - 2010 Georgia Special Needs Scholarship Program
End of School Year Report

GSNS Students Math Results

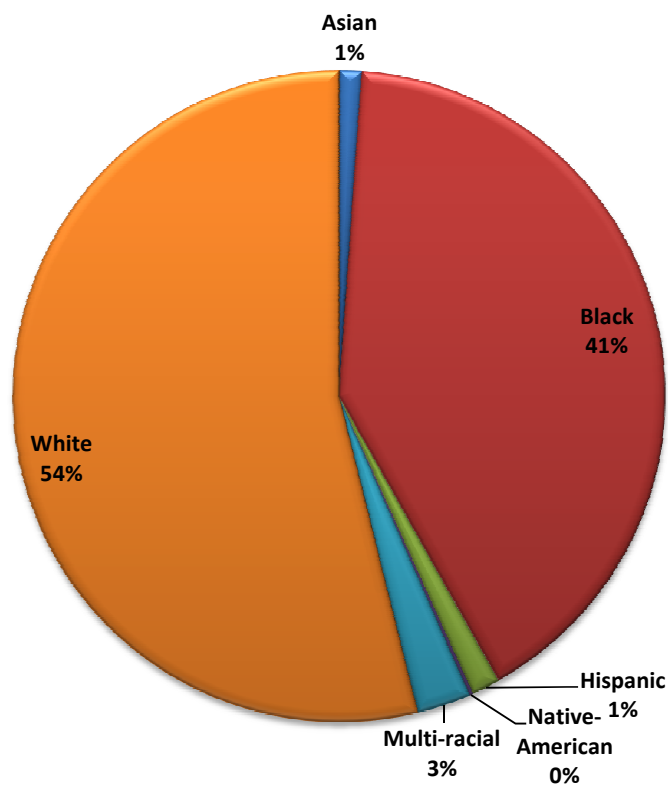
Assessment: Math	Number of Students Reported	Percentage
No progress	455	25%
Progress of less than one school year	207	12%
Progress of one school year	687	38%
Progress of more than one school year	449	25%
The number of students with reported pre- and post-assessment scores	1,798	100%



**Georgia Department of Education
2009 - 2010 Georgia Special Needs Scholarship Program
End of School Year Report**

GSNS Students by Race & Ethnicity

Race/Ethnicity	Count	Percentage
Asian	23	1.1%
Black	843	41%
Hispanic	29	1.4%
Native-American	4	0.2%
Multi-racial	55	2.7%
White	1,114	53.9%
Total	2,068	100%

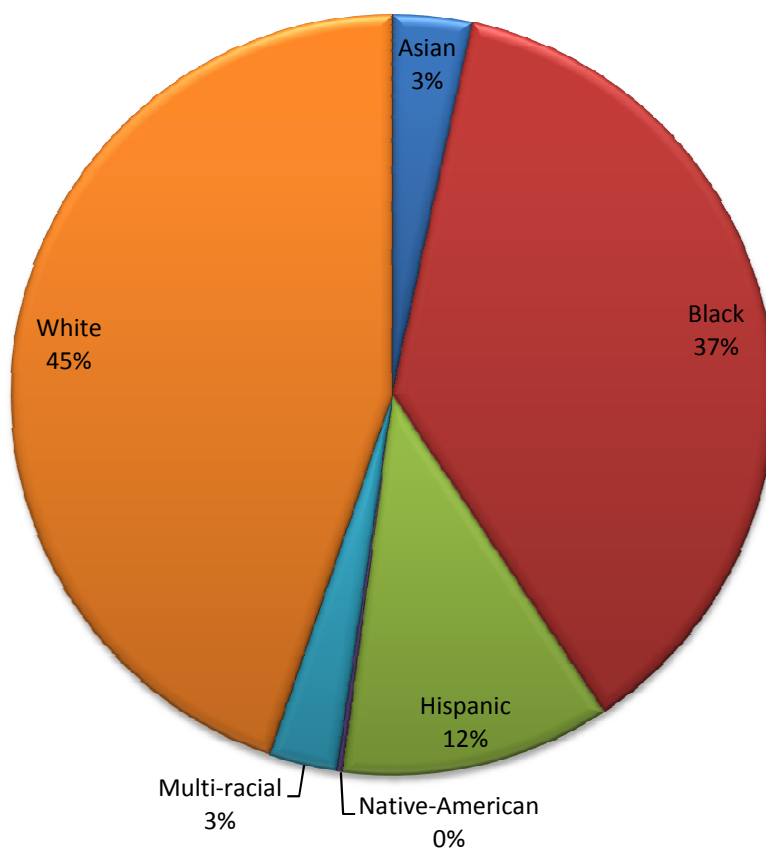


Georgia Department of Education
2009 - 2010 Georgia Special Needs Scholarship Program
End of School Year Report

Total Enrollment Georgia Public Schools K - 12 by Race & Ethnicity

Race/Ethnicity	Count	Percentage
Asian	54,030	3.4%
Black	601,161	37.3%
Hispanic	184,119	11.4%
Native-American	4,030	0.3%
Multi-racial	46,562	2.9%
White	721,880	44.8%
Total	1,611,782*	100%

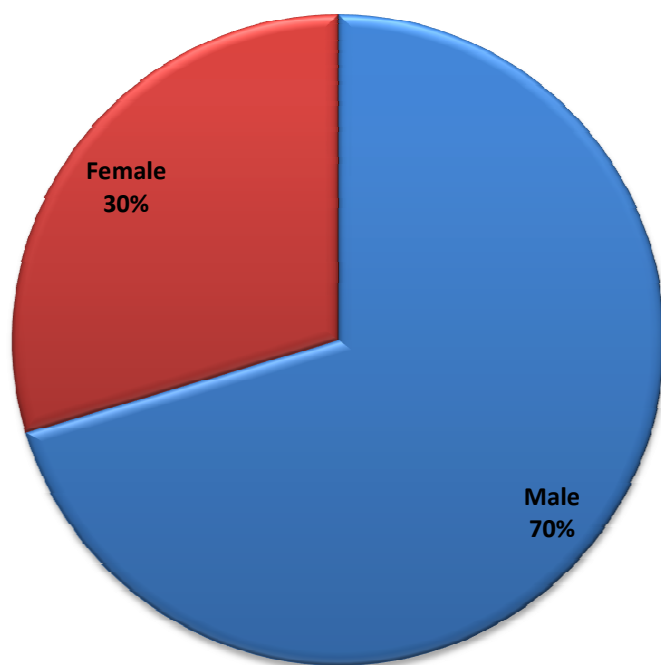
* March 4, 2010. FY 2010 FTE-3.



Georgia Department of Education
2009 - 2010 Georgia Special Needs Scholarship Program
End of School Year Report

GSNS Students by Gender

Gender	Count	Percentage
Male	1456	70%
Female	612	30%
Total	2,068	100%

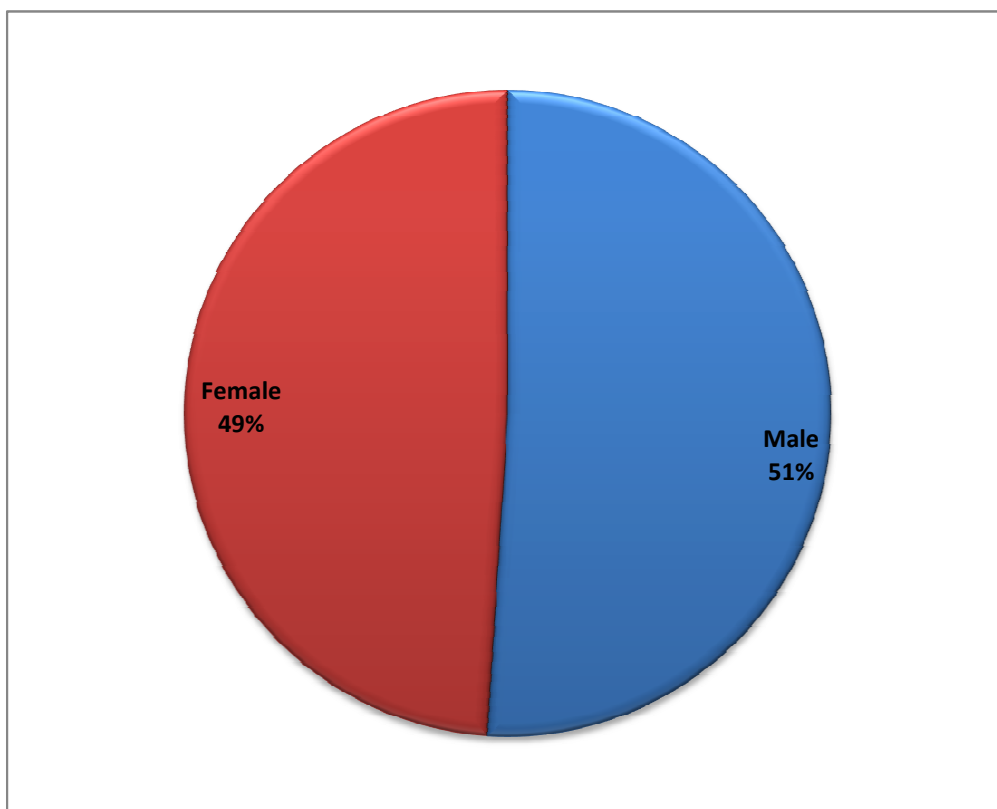


Georgia Department of Education
2009 - 2010 Georgia Special Needs Scholarship Program
End of School Year Report

Total Enrollment Georgia Public Schools K - 12 by Gender

Gender	Count	Percentage
Male	822,056	51%
Female	789,726	49%
Total	1,611,782*	100%

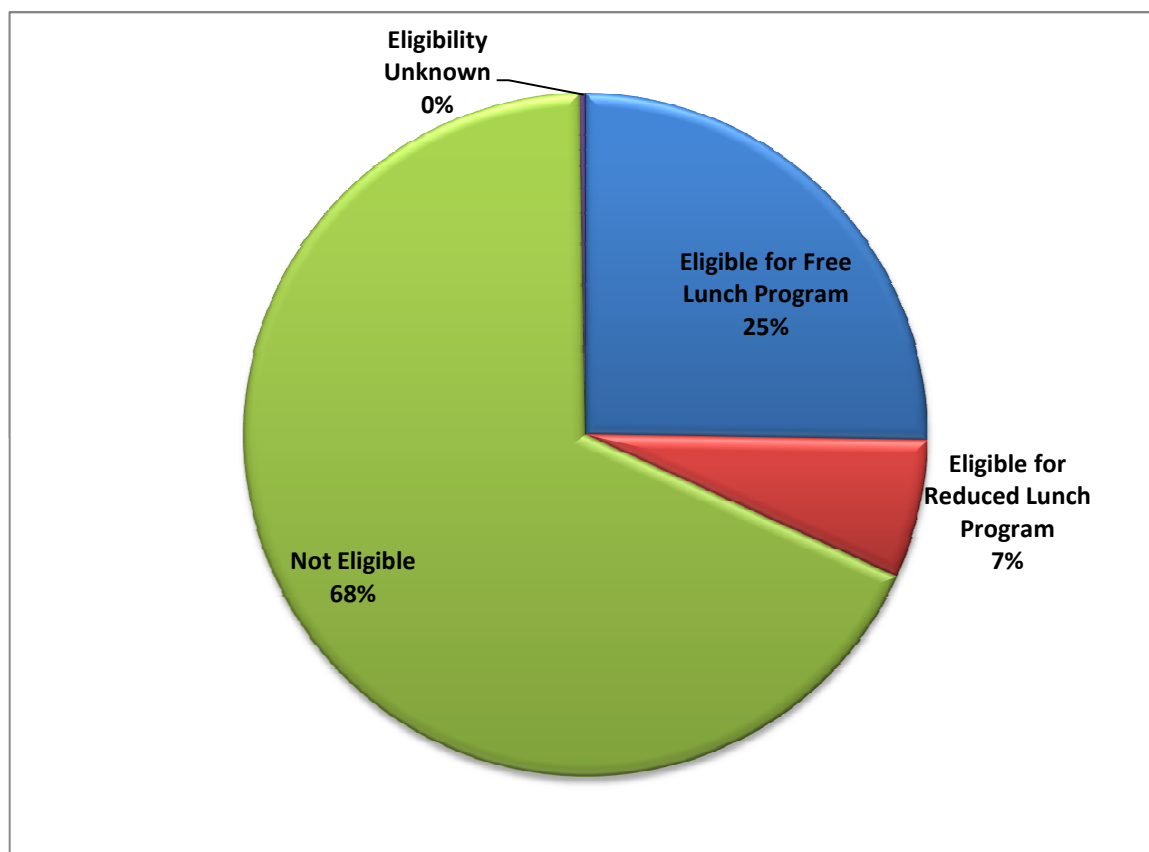
* March 4, 2010. FY 2010 FTE-3.



Georgia Department of Education
2009 - 2010 Georgia Special Needs Scholarship Program
End of School Year Report

GSNS Students: Eligibility for Free & Reduced Lunch Program

Eligibility	Count	Percentage
Eligible for Free Lunch Program	522	25.2%
Eligible for Reduced Lunch Program	136	6.6%
Not Eligible	1,405	67.9%
Eligibility Unknown	5	0.2%
Total	2,068	100%

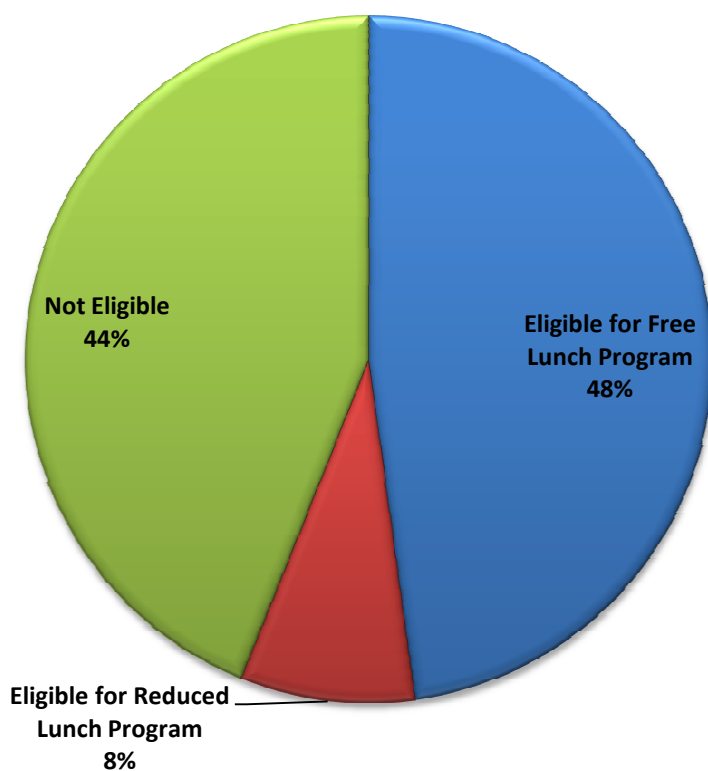


Georgia Department of Education
2009 - 2010 Georgia Special Needs Scholarship Program
End of School Year Report

**Total Enrollment Georgia Public Schools K - 12
Eligibility for Free & Reduced Lunch Program**

Eligibility	Count	Percentage
Eligible for Free Lunch Program	797,772	47.8%
Eligible for Reduced Lunch Program	137,133	8.2%
Not Eligible	732,780	43.9%
Total	1,667,685*	100%

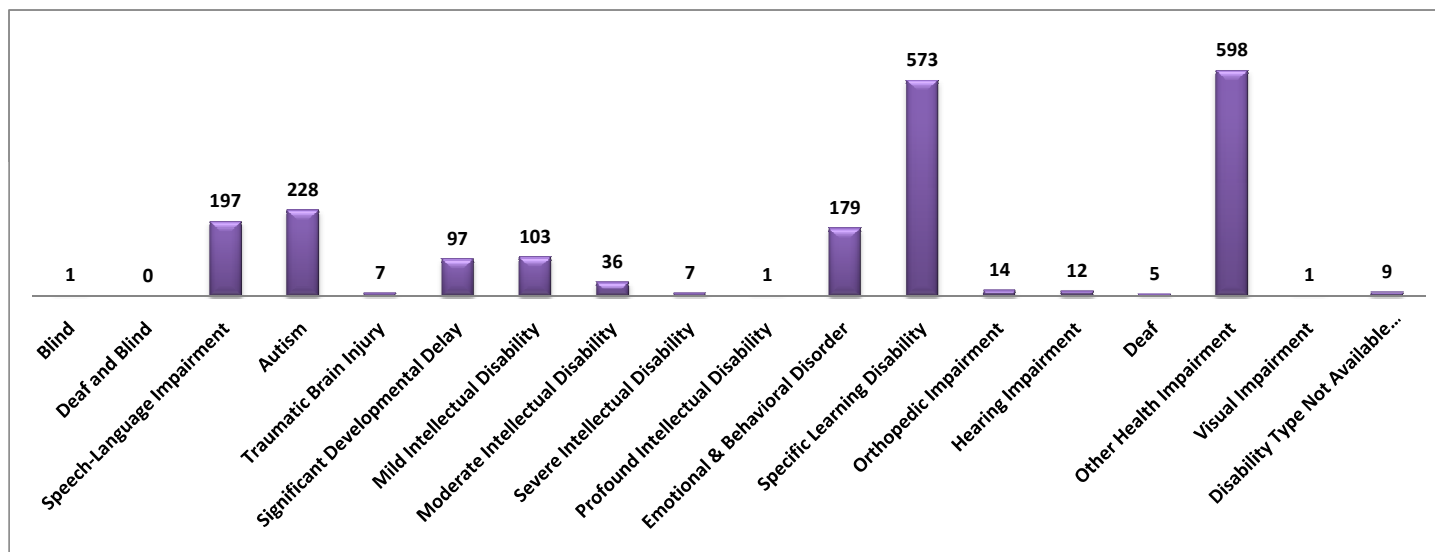
**October 31, 2009. FY 2010 FTE-1.*



**Georgia Department of Education
2009 - 2010 Georgia Special Needs Scholarship Program
End of School Year Report**

GSNS Students by Disability Type

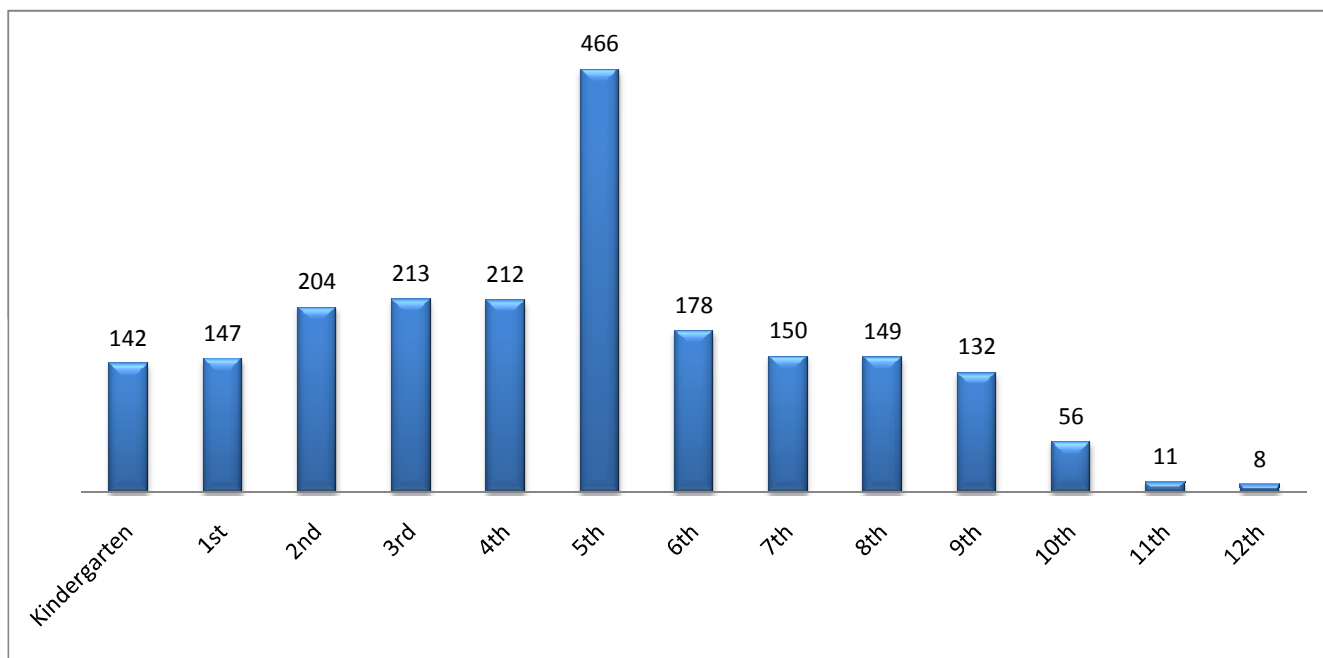
Program Code	Disability Type	Count	Percentage
1	Blind	1	0.0%
2	Deaf and Blind	0	0.0%
3	Speech-Language Impairment	197	9.5%
6	Autism	228	11.0%
7	Traumatic Brain Injury	7	0.3%
8	Significant Developmental Delay	97	4.7%
P	Mild Intellectual Disability	103	5.0%
Q	Moderate Intellectual Disability	36	1.7%
R	Severe Intellectual Disability	7	0.3%
S	Profound Intellectual Disability	1	0.0%
T	Emotional & Behavioral Disorder	179	8.7%
U	Specific Learning Disability	573	27.7%
V	Orthopedic Impairment	14	0.7%
W	Hearing Impairment	12	0.6%
X	Deaf	5	0.2%
Y	Other Health Impairment	598	28.9%
Z	Visual Impairment	1	0.0%
NA	Disability Type Not Available because IEP put into place after FTE-3.	9	0.4%
Total		2,068	100%



**Georgia Department of Education
2009 - 2010 Georgia Special Needs Scholarship Program
End of School Year Report**

GSNS Students by Grade Level

Grade in 2009 - 2010	Count	Percentage
Kindergarten	142	6.9%
1st	147	7.1%
2nd	204	9.9%
3rd	213	10.3%
4th	212	10.3%
5th	466	22.5%
6th	178	8.6%
7th	150	7.3%
8th	149	7.2%
9th	132	6.4%
10th	56	2.7%
11th	11	0.5%
12th	8	0.4%
Total	2,068	100%



**Georgia Department of Education
2009 - 2010 Georgia Special Needs Scholarship Program
End of School Year Report**

GSNS Students: Original School District

School District	Number of Students	Percentage of Students Enrolled in GSNS Program
Baldwin	9	0.44%
Banks	2	0.10%
Barrow	3	0.15%
Bartow	6	0.29%
Bibb	47	2.27%
Brantley	1	0.05%
Bryan	3	0.15%
Bulloch	1	0.05%
Butts	1	0.05%
Calhoun	1	0.05%
Camden	11	0.53%
Carroll	6	0.29%
Catoosa	1	0.05%
Chatham	109	5.27%
Cherokee	62	3.00%
Clarke	1	0.05%
Clayton	102	4.93%
Cobb	255	12.33%
Columbia	18	0.87%
Coweta	23	1.11%
Crawford	1	0.05%
Dawson	2	0.10%
Decatur	1	0.05%
DeKalb	266	12.86%
Dougherty	14	0.68%
Douglas	35	1.69%
Effingham	3	0.15%
Fannin	1	0.05%

**Georgia Department of Education
2009 - 2010 Georgia Special Needs Scholarship Program
End of School Year Report**

GSNS Students: Original School District

School District	Number of Students	Percentage of Students Enrolled in GSNS Program
Fayette	88	4.26%
Floyd	2	0.10%
Forsyth	70	3.38%
Fulton	367	17.75%
Glynn	1	0.05%
Gordon	1	0.05%
Gwinnett	201	9.72%
Habersham	1	0.05%
Hall	6	0.29%
Hancock	2	0.10%
Harris	10	0.48%
Hart	5	0.24%
Henry	80	3.87%
Houston	11	0.53%
Jackson	3	0.15%
Jasper	3	0.15%
Jones	4	0.19%
Lamar	6	0.29%
Lee	3	0.15%
Liberty	2	0.10%
Madison	1	0.05%
McDuffie	2	0.10%
Meriwether	3	0.15%
Monroe	4	0.19%
Montgomery	1	0.05%
Muscogee	2	0.10%
Newton	41	1.98%

**Georgia Department of Education
2009 - 2010 Georgia Special Needs Scholarship Program
End of School Year Report**

GSNS Students: Original School District

School District	Number of Students	Percentage of Students Enrolled in GSNS Program
Oconee	5	0.24%
Paulding	20	0.97%
Peach	2	0.10%
Pierce	1	0.05%
Pike	3	0.15%
Richmond	37	1.79%
Rockdale	17	0.82%
Spalding	39	1.89%
Stewart	1	0.05%
Taliaferro	1	0.05%
Terrell	1	0.05%
Tift	1	0.05%
Troup	19	0.92%
Union	2	0.10%
Walker	1	0.05%
Walton	1	0.05%
Ware	9	0.44%
Whitfield	1	0.05%
Wilkinson	1	0.05%
Worth	1	0.05%
Total	2,068	100%

**Georgia Department of Education
2009 - 2010 Georgia Special Needs Scholarship Program
End of School Year Report**

School District in which GSNS Private Schools are Located

School Name	School District
A School for Children	Dougherty
A Time 4 Learning	Newton
ABC Montessori School	Henry
Advance Academy	Chatham
Advance Learning Center	Camden
Alexsander Academy	Fulton
Alice Blount Academy	Toombs
Amit Program, Inc.	Fulton
Anointed Word Christian School International	DeKalb
Ash Tree Learning Center	Chatham
Atlanta Country Day School	Fulton
Atlanta Speech School	Fulton
Augusta Christian Schools	Columbia
Aurora Strategies Full Day Program	DeKalb
Ava White Academy	Hall
Barnes Academy	Hart
BaSix Knowledge Academy	DeKalb
Bedford School	Fulton
Bible Baptist Christian School	Spalding
Blessed Sacrament School	Chatham
Branch Christian Community School	Gwinnett
Brandon Hall	Fulton
Bristol Oaks School	Fulton
Brookwood Christian Language School	Cobb
Brunswick Christian Academy	Glynn
Byne Christian Academy	Dougherty
Byron Christian Academy	Peach
Cameron Academy	Fulton
Campus, The	Fayette
Center Academy	Cobb
Central Fellowship Christian Academy	Bibb
CH Terrell Academy	Richmond

**Georgia Department of Education
2009 - 2010 Georgia Special Needs Scholarship Program
End of School Year Report**

School District in which GSNS Private Schools are Located

School Name	School District
Chatham Academy at Royce	Chatham
Christian Heritage School	Whitfield
Chryalis Experiential Academy	Fulton
ClearWater Academy	Fayette
Community Christian School	Henry
Community School, The	DeKalb
Cornerstone Christian Academy	Gwinnett
Cornerstone Community Services Learning Academy	Fulton
Cornerstone Preparatory Academy	Cobb
Cornerstone Schools Inc.	Forsyth
Cottage School, The	Cobb
Counterpane (Montessori Community School)	Fayette
Covenant Christian Academy	Forsyth
Covenant Christian Ministries Academy	Cobb
Creeside Christian Academy	Henry
Cumberland Academy of GA	Fulton
Dawson Street Christian School	Troup
Decatur Adventist Junior Academy	DeKalb
Dominion Christian High School	Cobb
Eagles Landing Christian Academy	Henry
Eaton Academy	Fulton
Episcopal Day School	Richmond
Evangel Temple Christian Academy	Clayton
Evans Christian Academy	Richmond
Faith Baptist Christian Academy	Long
Faith Christian Academy of Griffin	Spalding
Fayette Christian School	Fayette
Footprints Christian Academy	Fayette
Foundations for the Future	Cobb
Fullington Academy	Dooly
Furtah Preparatory School	Cobb
Gables Academy	DeKalb

**Georgia Department of Education
2009 - 2010 Georgia Special Needs Scholarship Program
End of School Year Report**

School District in which GSNS Private Schools are Located

School Name	School District
Gables Academy- Johns Creek location	Gwinnett
Georgia Christian Academy	Clayton
Green Pastures Christian Schools	DeKalb
Greenfield Hebrew Academy of Atlanta	Fulton
Greenforest McAlep Christian Academy	DeKalb
Heart of Hope Academy	Fulton
Heritage Academy	Richmond
Heritage Christian School	Coweta
Hirsch Academy	DeKalb
Holy Innocent's Episcopal School	Fulton
Holy Spirit Preparatory School	Fulton
Hope Christian Academy	Barrow
Hope Christian Schools of Augusta	Richmond
Hope Schools of Excellence	Henry
Hopewell Christian Academy	Gwinnett
Horizon Christian Academy	Forsyth
Horizons School	Fulton
Howard School	Fulton
IJT Development Center	Cobb
Integrity Christian Academy	Gwinnett
Jacob's Ladder	Fulton
John Coble Elementary	Gordon
John Hancock Academy	Hancock
Joseph Sams School	Fayette
Kaleidoscope ABA, Inc	Cherokee
Kingdom Academy	DeKalb
Kingfisher Academy	DeKalb
Lafayette Christian School	Troup
LaGrange Academy	Troup
Light of the World Christian Academy of Atlanta	Fulton
Lighthouse Christian Academy- Clarkesville	Habersham
Lighthouse Christian Academy- Jonesboro	Clayton

**Georgia Department of Education
2009 - 2010 Georgia Special Needs Scholarship Program
End of School Year Report**

School District in which GSNS Private Schools are Located

School Name	School District
Lionheart School	Fulton
Lithia Christian Academy	Douglas
Lyndon Academy	Cherokee
McGinnis Woods Country Day School	Fulton
Memorial Day School	Chatham
Mill Springs Academy	Fulton
Miller's Preparatory Academy for Boys	DeKalb
Mohammed Schools of Atlanta	Fulton
Montessori Academy at Sharon Springs	Forsyth
Mount de Sales Academy	Bibb
Mount Paran Christian School	Cobb
Mount Pisgah Christian Academy	Fulton
Mountain Area Christian Academy	Fannin
New Beginning Christian School	Worth
New Birth Christian Academy	DeKalb
North Cobb Christian School	Cobb
North Georgia Children's Center	Forsyth
Omega Learning Center- Acworth Loc	Cobb
Omega Learning Center- Douglasville Loc	Douglas
Omega Learning- Marietta Loc	Cobb
Our Lady of Mercy Catholic HS	Fayette
Owens Academy for Exceptional Learners, Inc.	Clayton
Paideia School	Fulton
Pathways Academy	Cobb
Peachtree Academy Private School	Rockdale
Perimeter Christian School	Fulton
Phyl's Academy of Preparatory School	Clayton
Porter Academy	Fulton
Premier Academic Academy	Carroll
Prince Avenue Christian School	Oconee
Providence Christian Academy	Gwinnett
Riverside Military Academy	Hall

**Georgia Department of Education
2009 - 2010 Georgia Special Needs Scholarship Program
End of School Year Report**

School District in which GSNS Private Schools are Located

School Name	School District
Ron Clark Academy	Fulton
Saint Catherine of Siena Catholic School	Cobb
Saint Francis Day School	Fulton
Saint Joseph Catholic School	Cobb
Saint Mary's Catholic School	Floyd
Saint Paul Academy for Boys	Chatham
Saint Paul Lutheran School	Fayette
Saint Peter Claver Regional Catholic School	City of Decatur
Saint Teresa's Catholic School	Dougherty
Schenck School	Fulton
Sherwood Christian Academy	Dougherty
Shiloh Hills Christian School	Cobb
Skipstone Academy	Spalding
Solid Foundation	DeKalb
Solid Rock Academy	Clayton
Sophia Academy	DeKalb
Sound Start	Chatham
Southside Christian School	Ware
Special Needs School of Gwinnett	Gwinnett
Stepping Stones Educational Therapy Ctr, Inc.	Spalding
Street School Academy	Clayton
Summit Learning Center	Fulton
The 504 School in 09-10	Fulton
The Friends School of Atlanta	DeKalb
The Lighthouse	Fayette
The Swift School	Fulton
TLE Christian Academy	Cobb
Torah Day School of Atlanta	DeKalb
Trinity Chapel Academy	Cobb

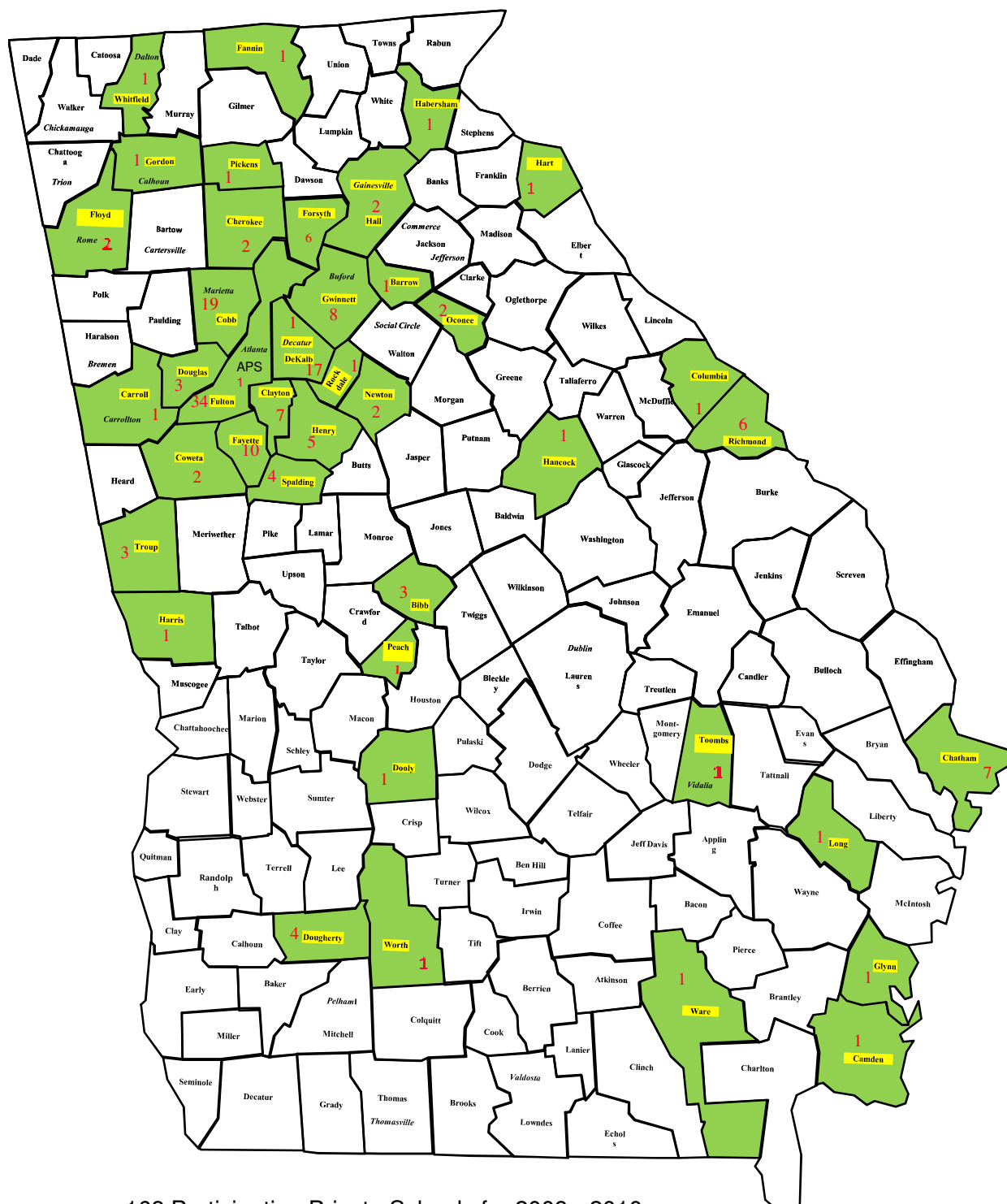
**Georgia Department of Education
2009 - 2010 Georgia Special Needs Scholarship Program
End of School Year Report**

School District in which GSNS Private Schools are Located

School Name	School District
Unity Christian School	Floyd
Victorious Kidz Christian Academy	Douglas
Victory World Christian School	Gwinnett
Waverly Hall Christian Academy	Harris
Westminster Christian Academy	Oconee
Westminster Schools of Augusta	Richmond
Wildwood Christian Academy	Pickens
Woodfield Academy, Inc.	Bibb
Woodlee's Christian Academy	Newton
Woodward Academy	Fulton

Georgia Department of Education
2009 - 2010 Georgia Special Needs Scholarship Program
End of School Year Report

Number of Participating Private Schools by School District



168 Participating Private Schools for 2009 - 2010
 Green Highlight = Location of Participating Private Schools
 Red Numbers = Number of Participating Private Schools

**Georgia Department of Education
2009 - 2010 Georgia Special Needs Scholarship Program
End of School Year Report**

**GSNS Private School Enrollment Numbers
School Years 2007-2008, 2008-2009, & 2009-2010**

* A school had less than 10 students.

■ A school did not participate in the GSNS Program.

X- Indicates when a school discontinued its participation in the GSNS Program.

Private School Name	Private School Enrollment Numbers 2007-2008 Year 1	Private School Enrollment Numbers 2008-2009 Year 2	Private School Enrollment Numbers 2009-2010 Year 3
A Time 4 Learning		28	25
ABC Montessori School			*
ADVANCE Academy	*	*	*
Advance Learning Center	*	13	11
Alexsander Academy		*	*
Alice Blount Academy			*
Amit, Inc.	*	10	12
Anointed Word Christian Schools International	*	*	*
Ash Tree Learning Center		13	15
Atlanta Country Day School			*
Atlanta Speech School	*	*	*
Augusta Christian Schools		17	18
Aurora Strategies	*	10	10
Ava White Academy	*	*	*
Barnes Academy			*
BaSix Knowledge Academy			*
Bedford School, Inc.	42	60	64
Bible Baptist Christian School	*	10	11
Blessed Sacrament School	*	*	*
Branch Christian Community School	21	43	62
Brandon Hall	*	*	*
Bristol Oaks School			*
Brookwood Christian Language School	13	22	19
Brunswick Chrisitan Academy	*	*	*
BTOC dba Georgia Christian Academy		*	*
Byne Christian Academy		*	*
Byron Christian Academy			*
C.H. Terrell Academy		*	*
Cameron Academy		17	38
Center Academy		19	33

**Georgia Department of Education
2009 - 2010 Georgia Special Needs Scholarship Program
End of School Year Report**

**GSNS Private School Enrollment Numbers
School Years 2007-2008, 2008-2009, & 2009-2010**

* A school had less than 10 students.

■ A school did not participate in the GSNS Program.

X- Indicates when a school discontinued its participation in the GSNS Program.

Private School Name	Private School Enrollment Numbers 2007-2008 Year 1	Private School Enrollment Numbers 2008-2009 Year 2	Private School Enrollment Numbers 2009-2010 Year 3
Central Fellowship Christian Academy	*	*	*
Chatham Academy at Royce	19	24	34
Christian Heritage School	*	*	*
Chrysalis Experiential Academy, Inc.	*	13	*
Clara Mohammed Elementary and W. Deen Mohammed High School	10	*	11
Clearwater Academy	■	*	*
Community Christian School	*	*	*
Community School	*	*	*
Cornerstone Christian Academy	*	*	*
Cornerstone Community Services Learning Academy	*	*	*
Cornerstone Preparatory Academy	*	*	*
Cornerstone Schools	10	18	17
Cottage School	37	55	57
Counterpane	*	*	*
Covenant Christian Academy	*	*	*
Covenant Christian Ministries Academy	■	*	*
Covington Academy (name changed in 09-10 to A School for Children, Inc.)	■	15	16
Creekside Christian Academy	■	■	*
Cumberland Academy of Georgia	■	14	27
Dawson Street Christian School	12	24	26
Decatur Adventist Junior Academy	*	*	*
Dominion Christian High School	*	*	12
Eagle's Landing Christian Academy	*	*	*
Eaton Academy, Inc.	*	14	14
Emory Christian School	*	X	■
Episcopal Day School	■	*	*
Evangel Temple Christian Academy	■	*	*
Evans Christian Academy	■	*	*
Faith Baptist Christian Academy	■	*	*

**Georgia Department of Education
2009 - 2010 Georgia Special Needs Scholarship Program
End of School Year Report**

**GSNS Private School Enrollment Numbers
School Years 2007-2008, 2008-2009, & 2009-2010**

* A school had less than 10 students.

■ A school did not participate in the GSNS Program.

X- Indicates when a school discontinued its participation in the GSNS Program.

Private School Name	Private School Enrollment Numbers 2007-2008 Year 1	Private School Enrollment Numbers 2008-2009 Year 2	Private School Enrollment Numbers 2009-2010 Year 3
Faith Christian Academy of Griffin	15	18	24
Fayette Christian School	13	*	13
Focus Learning & Enrichment Academy	*	*	*
Footprints Christian Academy	14	24	31
Foundations for the Future	■	■	*
Frederick J. Furtah Preparatory School	42	50	53
Fullington Academy	*	*	*
Gables Academy- Johns Creek	■	■	*
Gables Academy- Stone Mtn	*	*	10
Green Pastures Christian School	■	18	22
Greenforest McCalep Christian Academy	■	*	*
Heart of Hope Academy for Children with Special Needs	*	*	*
Heritage Academy	■	*	*
Heritage Christian School	■	■	*
Hirsch Academy	*	*	10
Holy Innocents' Episcopal School	■	*	*
Holy Spirit Preparatory School	*	*	*
Hope Christian Academy	■	*	*
Hope Christian School of Augusta	19	36	24
Hope Schools of Excellence	*	*	*
Hopewell Christian Academy	24	35	39
Horizon Christian Academy	*	11	14
Horizons School	*	10	12
IJT Development Center	■	*	*
Integrity Christian Academy	■	31	37
Jacob's Ladder	*	*	11
John Hancock Academy	*	*	*
John L. Coble Elementary	■	*	*
Joseph Sams School	12	15	13
Kaleidoscope Applied Behavior Analysis, Inc.	*	*	*

**Georgia Department of Education
2009 - 2010 Georgia Special Needs Scholarship Program
End of School Year Report**

**GSNS Private School Enrollment Numbers
School Years 2007-2008, 2008-2009, & 2009-2010**

* A school had less than 10 students.

■ A school did not participate in the GSNS Program.

X- Indicates when a school discontinued its participation in the GSNS Program.

Private School Name	Private School Enrollment Numbers 2007-2008 Year 1	Private School Enrollment Numbers 2008-2009 Year 2	Private School Enrollment Numbers 2009-2010 Year 3
Katherine and Jacob Greenfield Hebrew Academy of Atlanta	*	*	*
Keren Jewish High School	■	X	■
Kingdom Academy	*	*	*
Kingfisher Academy	*	*	*
Lafayette Christian School	■	*	*
LaGrange Academy	*	*	*
Light of the World Christian Academy of Atlanta	■	*	*
Lighthouse	12	12	27
Lighthouse Christian Academy, Clarkesville	*	*	*
Lighthouse Christian Academy, Jonesboro	■	10	28
Lionheart School	*	*	*
Lithia Christian Academy	■	*	14
McGinnis Woods Country Day School	*	*	*
Memorial Day School	*	11	17
Mill Springs Academy	29	56	76
Miller's Preparatory Academy for Boys	29	45	44
Monroe Academy	■	*	X
Montessori Academy at Sharon Springs	■	■	*
Mount de Sales Academy	*	*	*
Mount Paran Christian School	*	*	*
Mount Pisgah Christian School	■	*	*
Mountain Area Christian Academy	■	*	*
New Beginning Christian School	*	*	*
New Birth Christian Academy	■	*	14
North Cobb Christian School	■	■	*
North Georgia Children's Center	■	■	*
Oasis Learning Center	*	*	X
Ombudsman Educational Services at College Living Prep	*	X	■
Omega Learning Center- Acworth	■	*	19

**Georgia Department of Education
2009 - 2010 Georgia Special Needs Scholarship Program
End of School Year Report**

**GSNS Private School Enrollment Numbers
School Years 2007-2008, 2008-2009, & 2009-2010**

* A school had less than 10 students.

■ A school did not participate in the GSNS Program.

X- Indicates when a school discontinued its participation in the GSNS Program.

Private School Name	Private School Enrollment Numbers 2007-2008 Year 1	Private School Enrollment Numbers 2008-2009 Year 2	Private School Enrollment Numbers 2009-2010 Year 3
Omega Learning Center- Douglasville Loc			17
Omega Learning- Marietta Loc			*
Our Lady of Mercy Catholic High School	*	*	*
Owens Academy for Exceptional Learners	13		*
Paideia School	*	*	*
Pathways Academy	*	13	11
Peachtree Academy Private School	*	*	*
Perimeter Christian School	*	0	*
Phyl's Academy Preparatory School			*
Porter Academy	15	25	31
Premier Academy (09-10 name changed from Lakeside Preparatory School)	13	17	*
Prince Avenue Christian School			*
Providence Christian Academy		*	*
Riverside Military Academy			*
Rock Solid Foundations Christian Academy	25	X	
Ron Clark Academy	*	*	*
Saint Catherine of Siena Catholic School	*	*	*
Saint Francis Day School	28	45	64
Saint Joseph Catholic School	*	*	*
Saint Mary's Catholic School			*
Saint Paul Academy	18	37	36
Saint Paul Lutheran School			*
Saint Peter Claver Regional Catholic School	*	*	*
Saint Teresa's School	*	*	*
Schenck School	22	32	43
Sherwood Christian Academy	*	*	*
Shiloh Hills Christian School	*	*	*
Shoal Creek Adventist School		*	X
Skipstone Academy		*	14
Solid Foundation, Inc.		14	33

**Georgia Department of Education
2009 - 2010 Georgia Special Needs Scholarship Program
End of School Year Report**

**GSNS Private School Enrollment Numbers
School Years 2007-2008, 2008-2009, & 2009-2010**

* A school had less than 10 students.

■ A school did not participate in the GSNS Program.

X- Indicates when a school discontinued its participation in the GSNS Program.

Private School Name	Private School Enrollment Numbers 2007-2008 Year 1	Private School Enrollment Numbers 2008-2009 Year 2	Private School Enrollment Numbers 2009-2010 Year 3
Solid Rock Academy	30	46	49
Sophia Academy	14	27	23
Sound Start	■	*	*
Southside Christian School	■	*	11
Special Needs Schools of Gwinnett, Inc.	14	20	21
Stepping Stones Educational Therapy Center, Inc.	10	17	32
Street School Academy	■	*	*
Summit Learning Center, INC	■	*	*
Swift School	33	50	41
The 504 School	■	*	*
The Campus	*	12	31
The Friends School of Atlanta	*	10	11
The Howard School	19	38	53
The Marcus Institute	*	*	*
TLE Christian Academy	*	*	*
Torah Day School of Atlanta	*	*	*
Trinity Chapel Academy	*	*	*
Unity Christian School	■	■	*
Victorious Kidz Christian Academy	■	■	*
Victory World Christian School	■	■	*
Vineyard Harvester Christian Academy	*	X	■
Waverly Hall Christian Academy	*	*	10
Westminster Christian Academy	■	*	*
Westminster Schools of Augusta	*	*	*
Wildwood Christian Academy	■	■	*
Woodfield Academy	25	45	60
Woodlee's Christian Academy	11	23	21
Woodward Academy	*	*	17
Yeshiva Atlanta High School	*	X	■

**Georgia Department of Education
2009 - 2010 Georgia Special Needs Scholarship Program
End of School Year Report**

Average Tuition at GSNS Private Schools

Name of Private School School	Average Tuition
A School for Children, Inc.	\$ 9,921
A Time 4 Learning	\$ 6,800
ABC Montessori School	\$ 9,900
ADVANCE Academy	\$ 7,500
Advance Learning Center	\$ 7,864
Alexsander Academy	\$ 20,250
Alice Blount Academy	\$ 15,333
Amit, Inc.	\$ 17,596
Anointed Word Christian Schools International	\$ 4,927
Ash Tree Learning Center	\$ 7,280
Atlanta Speech School	\$ 26,151
Augusta Christian Schools	\$ 12,960
Aurora Strategies	\$ 22,000
Ava White Academy	\$ 11,000
Barnes Academy	\$ 6,000
BaSix Knowledge Academy	\$ 7,388
Bedford School, Inc.	\$ 14,950
Bible Baptist Christian School	\$ 6,046
Blessed Sacrament School	\$ 5,700
Branch Christian Community School	\$ 8,627
Brandon Hall	\$ 41,250
Bristol Oaks School	\$ 5,827
Brookwood Christian Language School	\$ 12,600
Brunswick Chrisitan Academy	\$ 3,820
BTOC dba Georgia Christian Academy	\$ 9,000
Byron Christian Academy	\$ 3,195
C.H. Terrell Academy	\$ 7,980
Cameron Academy	\$ 8,604
Center Academy	\$ 15,983
Central Fellowship Christian Academy	\$ 6,226
Chatham Academy at Royce	\$ 14,015
Christian Heritage School	\$ 12,131
Chrysalis Experiential Academy, Inc.	\$ 14,938

**Georgia Department of Education
2009 - 2010 Georgia Special Needs Scholarship Program
End of School Year Report**

Average Tuition at GSNS Private Schools

Name of Private School School	Average Tuition
Clara Mohammed Elementary and W. Deen Mohammed High School	\$ 5,645
Clearwater Academy	\$ 25,000
Community Christian School	\$ 7,647
Community School	\$ 26,000
Cornerstone Christian Academy	\$ 9,133
Cornerstone Community Services Learning Academy	\$ 8,649
Cornerstone Preparatory Academy	\$ 4,250
Cornerstone Schools	\$ 7,550
Cottage School	\$ 19,529
Counterpane	\$ 10,300
Covenant Christian Academy	\$ 6,950
Covenant Christian Ministries Academy	\$ 6,375
Creeside Christian Academy	\$ 4,300
Cumberland Academy of Georgia	\$ 18,750
Dawson Street Christian School	\$ 8,500
Decatur Adventist Junior Academy	\$ 4,025
Dominion Christian High School	\$ 9,092
Eagle's Landing Christian Academy	\$ 8,030
Eaton Academy, Inc.	\$ 15,500
Evangel Temple Christian Academy	\$ 7,192
Evans Christian Academy	\$ 5,551
Faith Christian Academy	\$ 6,485
Fayette Christian School	\$ 5,971
Footprints Christian Academy	\$ 8,000
Foundations for the Future	\$ 7,230
Frederick J.Furtah Preparatory School	\$ 11,010
Gables Academy- Johns Creek	\$ 15,500
Gables Academy- Stone Mtn	\$ 12,750
Green Pastures Christian School	\$ 8,604
Greenforest McCalep Christian Academy	\$ 6,269
Heart of Hope Academy for Children with Special Needs	\$ 18,000
Heritage Academy	\$ 6,075
Heritage Christian School	\$ 7,490

**Georgia Department of Education
2009 - 2010 Georgia Special Needs Scholarship Program
End of School Year Report**

Average Tuition at GSNS Private Schools

Name of Private School School	Average Tuition
Holy Innocents' Episcopal School	\$ 16,690
Holy Spirit Preparatory School	\$ 16,555
Hope Christian Academy	\$ 5,500
Hope Christian School of Augusta	\$ 12,000
Hope Schools of Excellence	\$ 14,000
Hopewell Christian Academy	\$ 6,415
Horizon Christian Academy	\$ 7,626
Horizons School	\$ 11,667
IJT Development Center	\$ 12,500
Integrity Christian Academy	\$ 5,633
Jacob's Ladder	\$ 30,150
John Hancock Academy	\$ 5,257
John L. Coble Elementary	\$ 11,757
Kaleidoscope Applied Behavior Analysis, Inc.	\$ 21,522
Katherine and Jacob Greenfield Hebrew Academy of Atlanta	\$ 20,950
Kingdom Academy	\$ 4,515
Kingfisher Academy	\$ 7,200
LaGrange Academy	\$ 7,700
Lakeside Preparatory School	\$ 8,500
Light of the World Christian Academy of Atlanta	\$ 6,975
Lighthouse Christian Academy, Jonesboro	\$ 8,446
Lionheart School	\$ 25,000
Lithia Christian Academy	\$ 8,207
McGinnis Woods Country Day School	\$ 9,935
Memorial Day School	\$ 7,466
Mill Springs Academy	\$ 19,319
Miller's Preparatory Academy for Boys	\$ 10,290
Montessori Academy at Sharon Springs	\$ 8,500
Mount de Sales Academy	\$ 9,365
Mount Paran Christian School	\$ 11,961
Mount Pisgah Christian School	\$ 15,759
Mountain Area Christian Academy	\$ 9,930
New Beginning Christian School	\$ 4,000

**Georgia Department of Education
2009 - 2010 Georgia Special Needs Scholarship Program
End of School Year Report**

Average Tuition at GSNS Private Schools

Name of Private School School	Average Tuition
New Birth Christian Academy	\$ 5,646
North Cobb Christian School	\$ 12,133
Omega Learning Center- Acworth	\$ 9,840
Omega Learning Center- Douglasville Loc	\$ 7,653
Omega Learning- Marietta Loc	\$ 9,966
Our Lady of Mercy Catholic High School	\$ 11,100
Owens Academy for Exceptional Learners	\$ 12,000
Paideia School	\$ 18,369
Pathways Academy	\$ 16,400
Peachtree Academy Private School	\$ 5,790
Perimeter Christian School	\$ 14,053
Phyl's Academy Preparatory School	\$ 9,074
Porter Academy	\$ 17,187
Prince Avenue Christian School	\$ 9,004
Providence Christian Academy	\$ 14,235
Riverside Military Academy	\$ 19,391
Saint Catherine of Siena Catholic School	\$ 6,162
Saint Francis Day School	\$ 15,438
Saint Joseph Catholic School	\$ 6,221
Saint Paul Academy	\$ 9,000
Saint Peter Claver Regional Catholic School	\$ 7,009
Saint Teresa's School	\$ 5,363
Sherwood Christian Academy	\$ 8,190
Shiloh Hills Christian School	\$ 7,363
Skipstone Academy	\$ 4,686
Solid Foundation, Inc.	\$ 7,774
Solid Rock Academy	\$ 9,145
Sophia Academy	\$ 19,200
Sound Start	\$ 12,100
Southside Christian School	\$ 6,746
Special Needs Schools of Gwinnett, Inc.	\$ 7,445

**Georgia Department of Education
2009 - 2010 Georgia Special Needs Scholarship Program
End of School Year Report**

Average Tuition at GSNS Private Schools

Name of Private School	Average Tuition
Stepping Stones Educational Therapy Center, Inc.	\$ 16,643
Street School Academy	\$ 4,500
Summit Learning Center, INC	\$ 24,140
The 504 School	\$ 17,500
The Campus	\$ 9,257
The Friends School of Atlanta	\$ 14,464
The Hirsch Academy	\$ 26,500
The Howard School	\$ 22,525
The Joseph Sams School	\$ 19,077
The Lighthouse	\$ 9,700
The Ron Clark Academy	\$ 18,000
The Schenck School	\$ 23,007
The Swift School	\$ 19,100
TLE Christian Academy	\$ 9,000
Torah Day School of Atlanta	\$ 13,300
Trinity Chapel Academy	\$ 6,691
Unity Christian School	\$ 6,959
Victorious Kidz Christian Academy	\$ 6,544
Victory World Christian School	\$ 5,913
Waverly Hall Christian Academy	\$ 5,250
Westminster Schools of Augusta	\$ 9,601
Wildwood Christian Academy	\$ 9,100
Woodfield Academy	\$ 10,650
Woodlee's Christian Academy	\$ 6,590
Woodward Academy	\$ 25,798