

Georgia Special Needs Scholarship Program
End of School Year Report
2010 – 2011 School Year

For the Georgia General Assembly per O.C.G.A. § 20-2-2118



Dr. John D. Barge, State School Superintendent
“Making Education Work for All Georgians”

Table of Contents

Executive Summary.....	1
2010 - 2011 Georgia Special Needs Scholarship (GSNS) Program Overview.....	3
GSNS Students Assessment Results- Reading.....	4
GSNS Students Assessment Results- Math.....	5
GSNS Students by Race and Ethnicity.....	6
Total Enrollment Georgia Public Schools K - 12 by Race and Ethnicity.....	7
GSNS Students by Gender.....	8
Total Enrollment Georgia Public Schools K - 12 by Gender.....	9
GSNS Students Eligibility for Free and Reduced Lunch Program.....	10
Total Enrollment Georgia Public Schools K - 12, Eligibility for Free and Reduced Lunch Program.....	11
GSNS Students by Disability Type.....	12
GSNS Students by Grade Level.....	13
GSNS Students: Original School District.....	14
School District in which GSNS Private Schools are Located.....	18
GSNS Private Schools Map.....	26
Average Tuition at GSNS Private Schools.....	27
GSNS Private Schools Student Enrollment Numbers: School Years 2007-2008, 2008-2009, 2009-2010 & 2010-2011.....	35

Executive Summary

Senate Bill 10 as signed into law on May 18, 2007, created the Georgia Special Needs Scholarship (GSNS) Program which allows parents of eligible special needs students to transfer their children to another public school, public school system, state school, or approved participating private school.

The report contained herein represents the results for the 2010 - 2011 school year as required by O.C.G.A. § 20-2-2118, which stipulates that the Governor's Office of Student Achievement, in conjunction with the Georgia Department of Education shall provide the General Assembly not later than December 1 of each year with a report regarding the scholarship program for the previous fiscal year.

2010 - 2011 Program Highlights

- Number of participating private schools increased from 167 to 190 private schools.
 - ➔ 14 was the average number of students enrolled in private schools.
 - ➔ 1 - 95 was the range of students enrolled in each private school.
 - ➔ 15 private schools did not enroll any students under the GSNS Program.
- Total student participation in the program increased from the previous school year by 461 with 2,529 students enrolled in private schools.
- 1,529 students continued their participation in the program from the previous school year.
- Of the 2,529 students enrolled:
 - ➔ 29% Female, 71% Male.
 - ➔ 39% Black, 55% White, and 6% Asian/Hispanic/Native American/Multi-Racial.
 - ➔ 29% Eligible for Free and Reduced Lunch, 55% Not Eligible for Free and Reduced Lunch.
 - ➔ 466, or 23% were fifth grade students; the largest grade represented.
 - ➔ 738 or 29% had a disability type of Other Health Impairment.
 - ➔ 722 or 29% had a disability type of Specific Learning Disability.
- \$16,219,717 was paid in fiscal year 2011 for the scholarships to students.
- \$6,860 was the average annual scholarship amount for students.
- \$2,539 to \$15,874 was the range for individual scholarship amounts.
- At the end of the 2010 - 2011 school year 2,364 students were enrolled in private schools; a decrease of 165 students or 6.5%.

2010 - 2011 Georgia Special Needs Scholarship Program Students' Pre/Post Assessment and Information:

Private schools were asked to provide pre- and post-assessment information on GSNS students enrolled at their schools for the subjects of Reading and Math. Progress information is not reported on all students due to students leaving the GSNS Program before a private school is able to administer pre-and post-assessments to a GSNS student.

Progress information is self-reported by the private schools to the GaDOE. At the end of the school year, private schools with scholarship students, submitted assessment information for 2,130 students in the subject of math and 2,130 students in the subject of reading.

Private schools reported the following:

Math

- 23% of their students showed progress of less than one year.
- 12% of their students showed no progress.
- 41% of their students showed progress of one school year.
- 24% of their students showed progress of more than one school year.

Reading

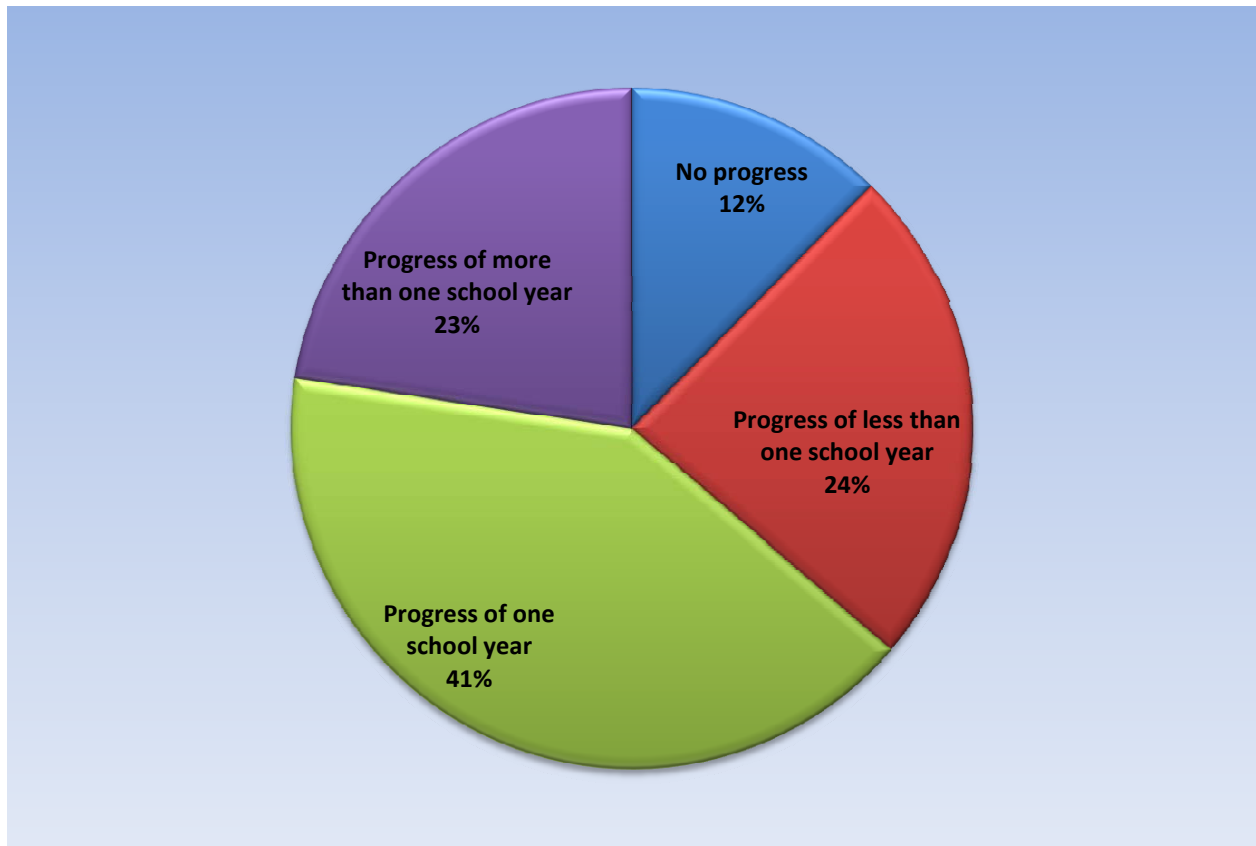
- 24% of their students showed progress of less than one year.
- 12% of their students showed no progress.
- 41% of their students showed progress of one school year.
- 23% of their students showed progress of more than one school year.

2010 - 2011 Georgia Special Needs Scholarship Program Overview

Overview	Count
Total Number of Students Receiving Scholarships at Start of 2010-2011 School Year.	2,529
Total Number of Students Receiving Scholarships at Completion of 2010-2011 School Year.	2,364
Total Number of Private Schools Submitting an Application for Participation in the 2010-2011 School Year.	32
Number of New Private Schools Participating in the GSNS Program for the 2010-2011 School Year.	23
Number of Private Schools Returning from 2009-2010.	163
Number of Private Schools Not Returning from 2009-2010.	4
Total Number of Private Schools Participating in GSNS for 2010-2011.	190
Total Number of Private Schools with Enrolled GSNS Students.	175
Highest Enrollment in a Single School.	95
Range of Student Enrollment in Participating Private Schools.	1 - 95
Average Number of Scholarship Students per School.	14
Georgia Public School Systems Impacted by Scholarship Student Withdrawals.	79
Range of Special Needs Scholarship Student Withdrawals in Georgia Public School Systems.	1 - 380
Financial Information	Value
Total Scholarship Payments Statewide for FY11.	\$16,219,797
Range of Annual Scholarship Amounts for GSNS Students.	\$2,539 - \$15,874
Average Annual Scholarship Amount for the 2,529 Students	\$6,860

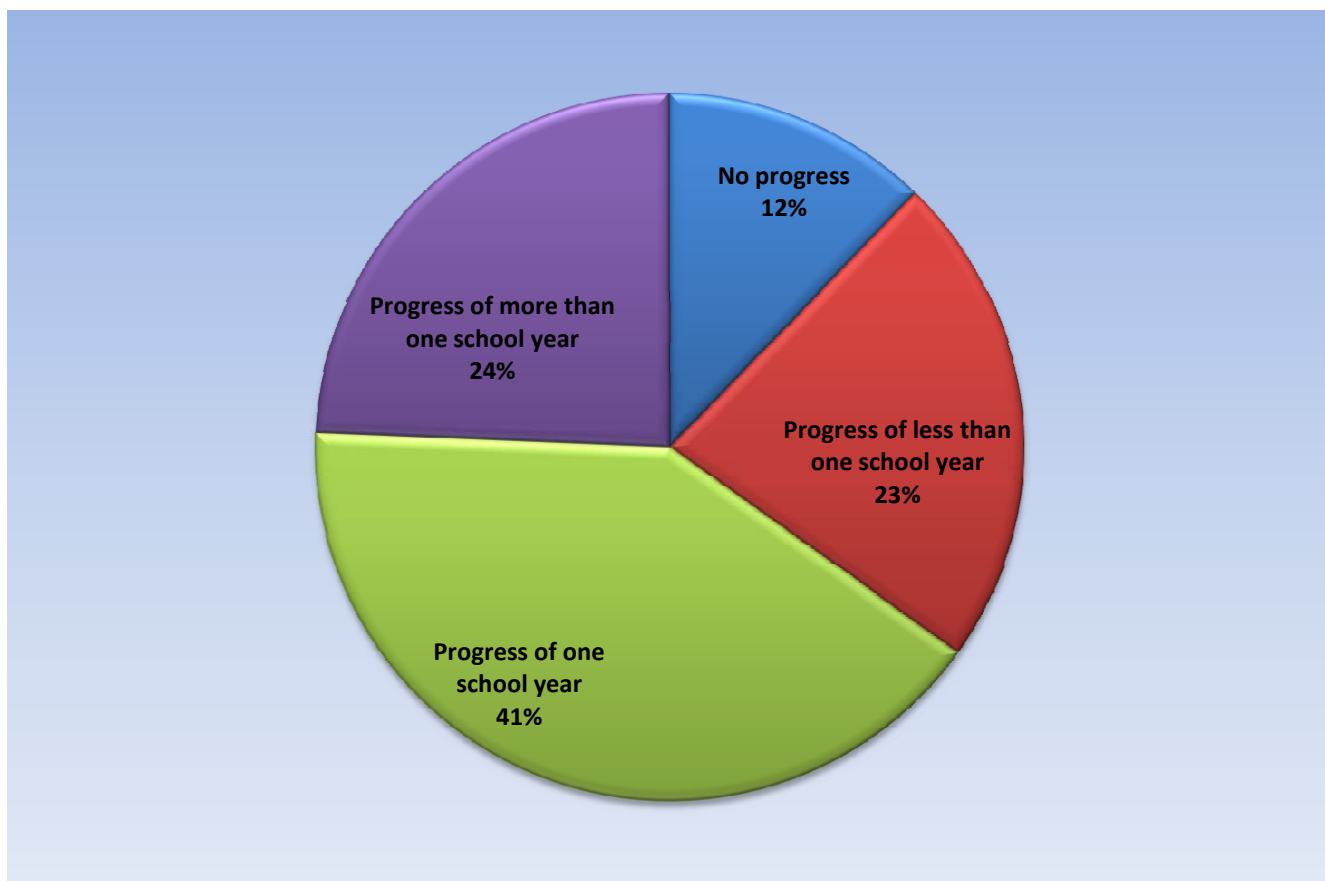
GSNS Students Reading Results

Assessment: Reading	Count	Percentage
No progress	264	12%
Progress of less than one school year	508	24%
Progress of one school year	876	41%
Progress of more than one school year	482	23%
The number of students with reported pre- and post- assessment scores	2,130	100%



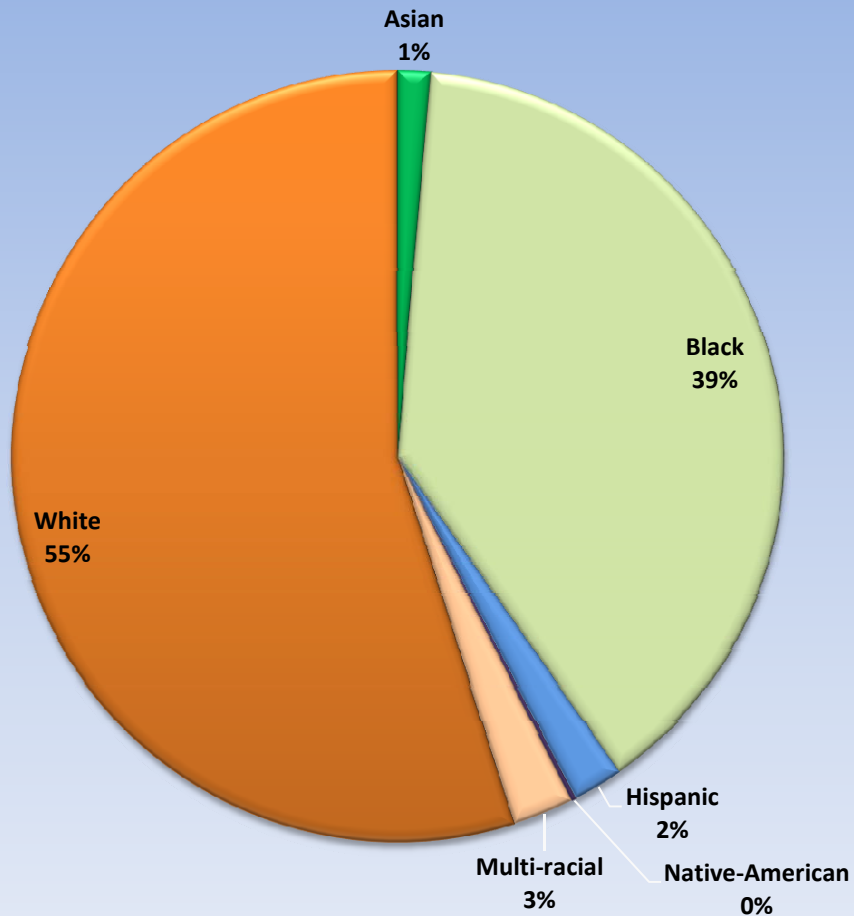
GSNS Students Math Results

Assessment: Math	Number of Students Reported	Percentage
No progress	261	12%
Progress of less than one school year	481	23%
Progress of one school year	869	41%
Progress of more than one school year	519	24%
The number of students with reported pre- and post- assessment scores	2,130	100%



GSNS Students by Race and Ethnicity

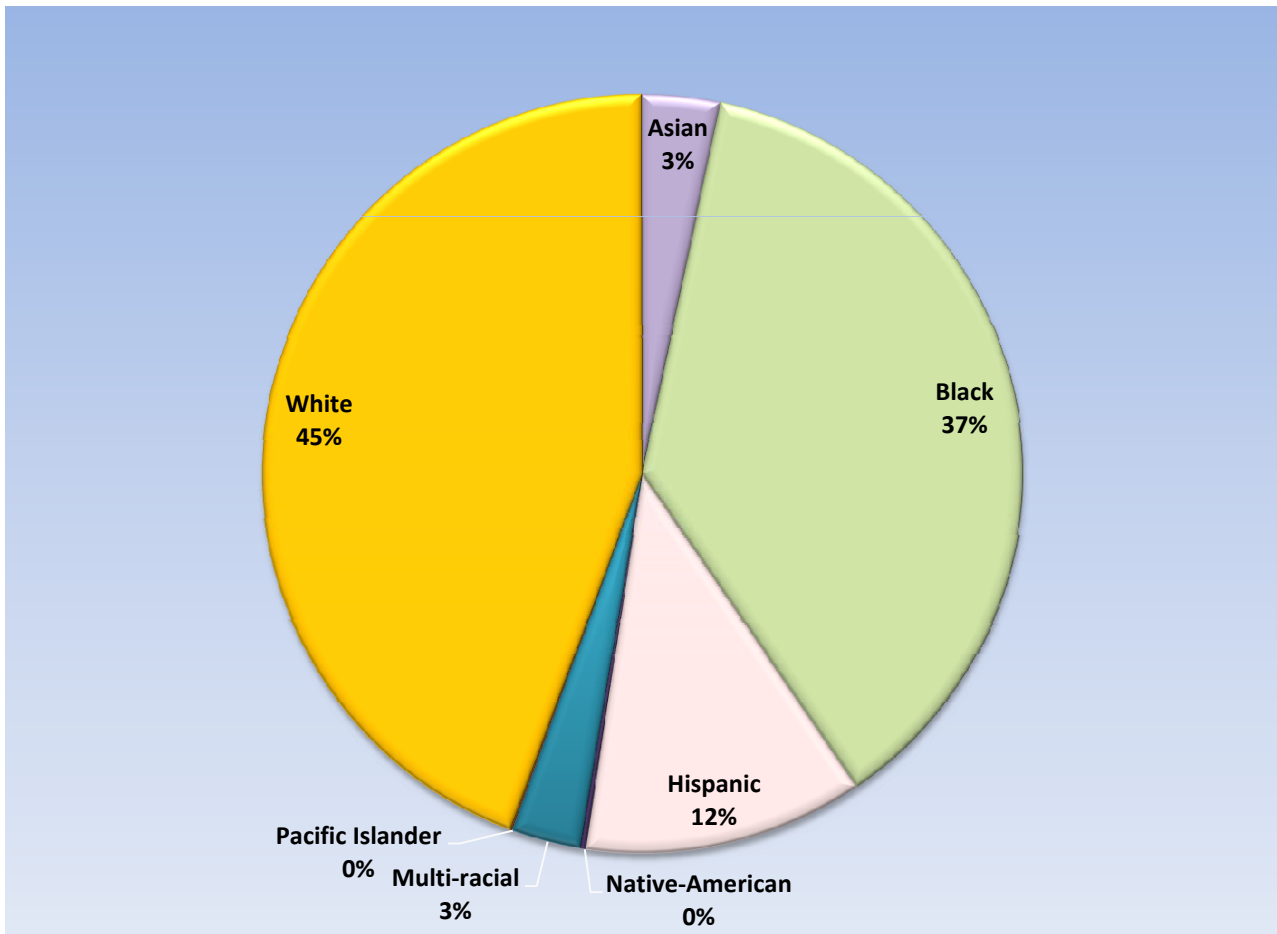
Race/Ethnicity	Count	Percentage
Asian	35	1.38%
Black	983	38.87%
Hispanic	53	2.10%
Native-American	5	0.20%
Multi-racial	64	2.53%
White	1,389	54.92%
Total	2,529	100.00%



Total Enrollment Georgia Public Schools K - 12 by Race & Ethnicity

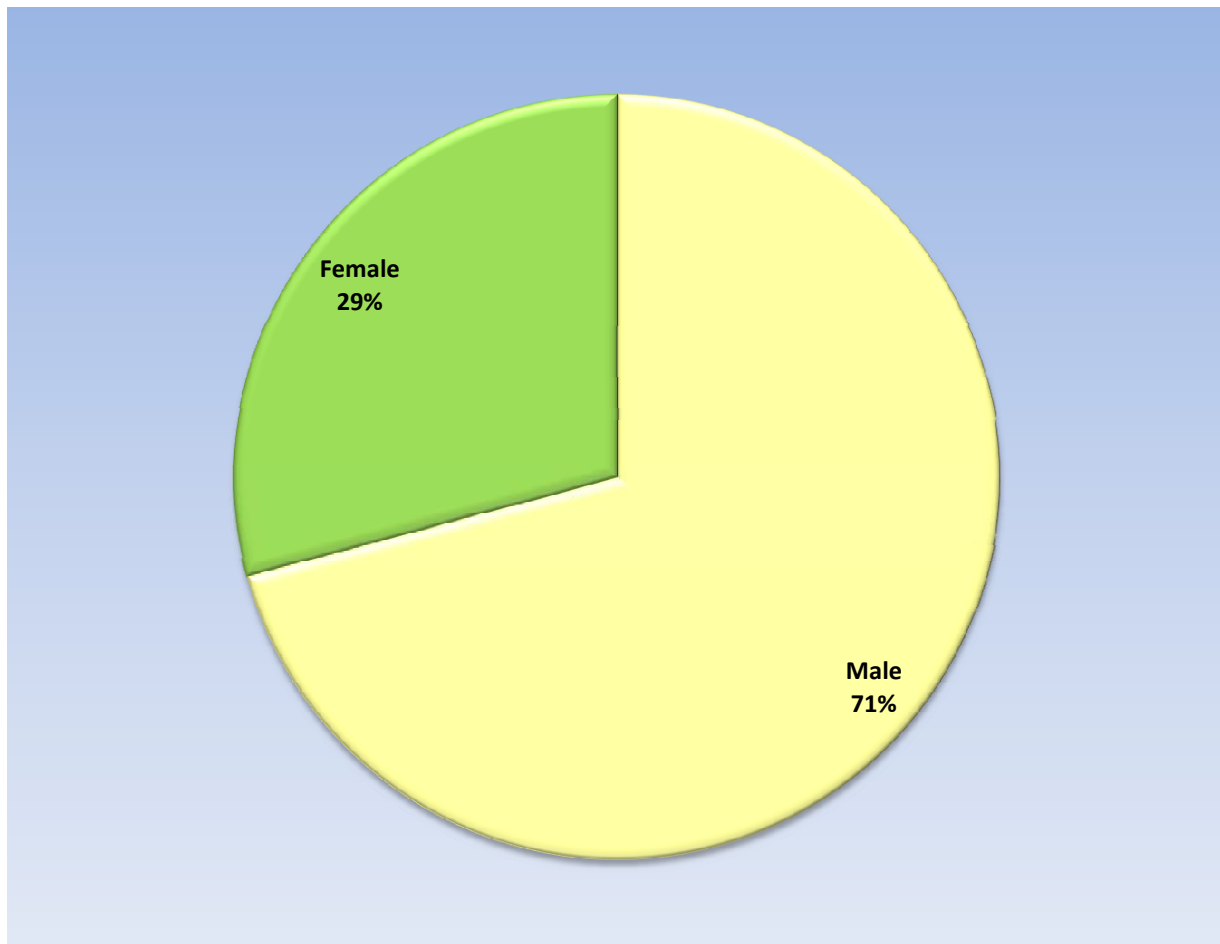
Race/Ethnicity	Count	Percentage
Asian	55,747	3%
Black	617,684	37%
Hispanic	198,610	12%
Native-American	3,812	0%
Multi-racial	49,246	3%
Pacific Islander	1,592	0%
White	738,866	44%
Total	1,665,557	100%

* March 3, 2011. FY 2011 FTE-3.



GSNS Students by Gender

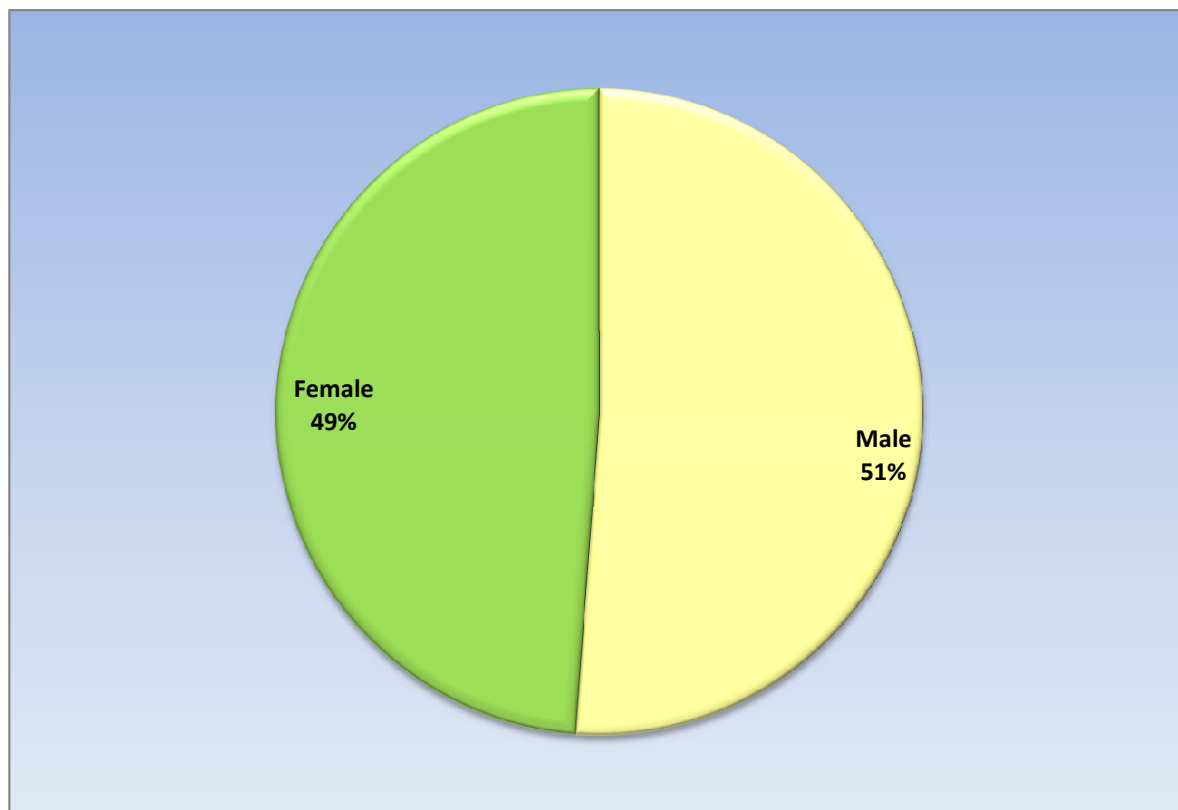
Gender	Count	Percentage
Male	1,791	71%
Female	738	29%
Total	2,529	100%



Total Enrollment Georgia Public Schools K - 12 by Gender

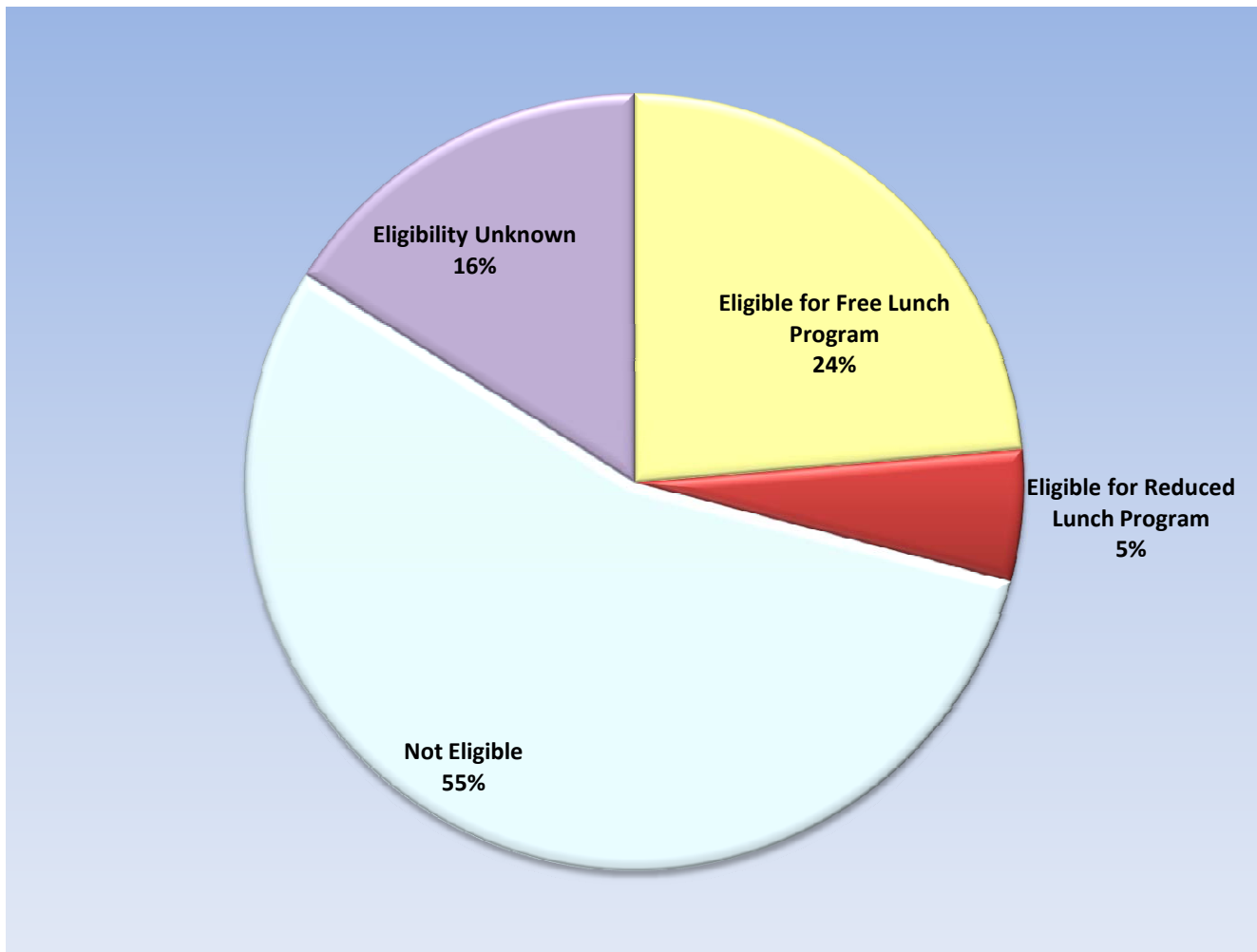
Gender	Count	Percentage
Male	852,091	51%
Female	813,466	49%
Total	1,665,557	100%

* March 3, 2011. FY 2011 FTE-3.



GSNS Students: Eligibility for Free and Reduced Lunch Program

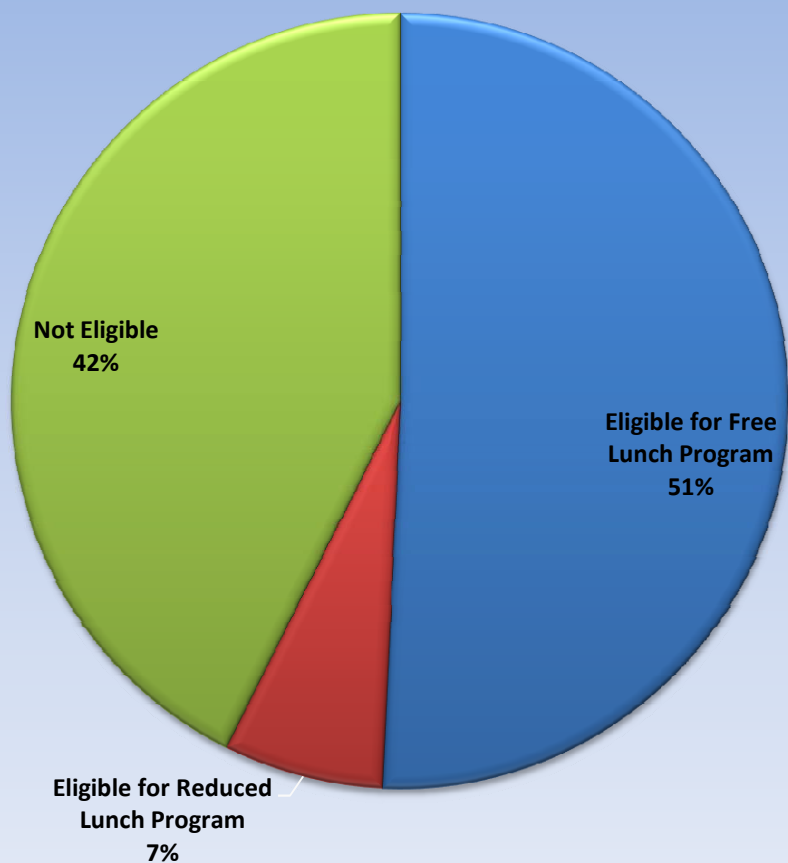
Eligibility	Count	Percentage
Eligible for Free Lunch Program	598	24%
Eligible for Reduced Lunch Program	138	5%
Not Eligible	1,388	55%
Eligibility Unknown	405	16%
Total	2,529	100%



Total Enrollment Georgia Public Schools K - 12 Eligibility for Free & Reduced Lunch Program

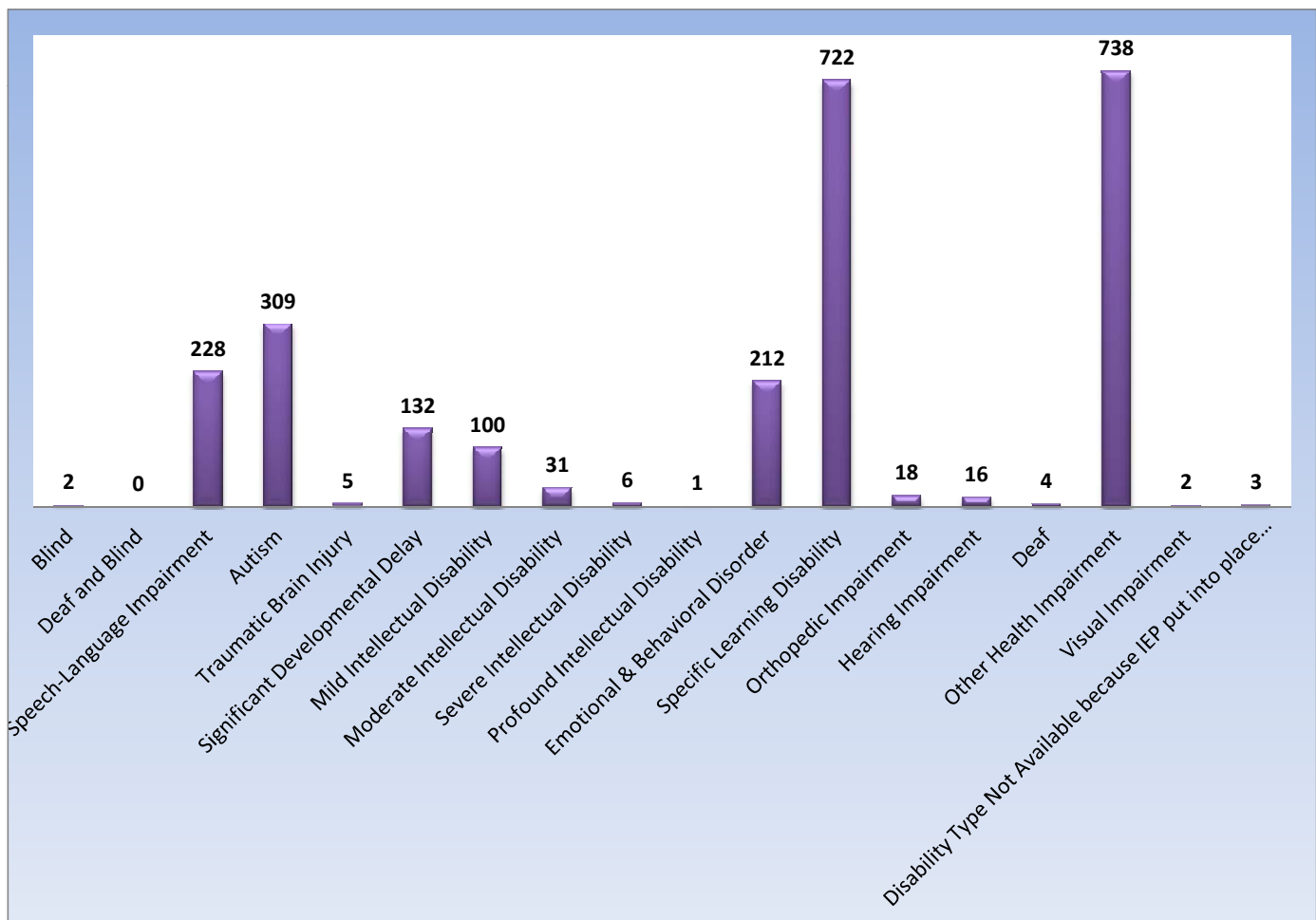
Eligibility	Count	Percentage
Eligible for Free Lunch Program	850,248	51%
Eligible for Reduced Lunch Program	111,793	7%
Not Eligible	714,371	42%
Total	1,676,412	100%

**October 31, 2010. FY 2011 FTE-1.*



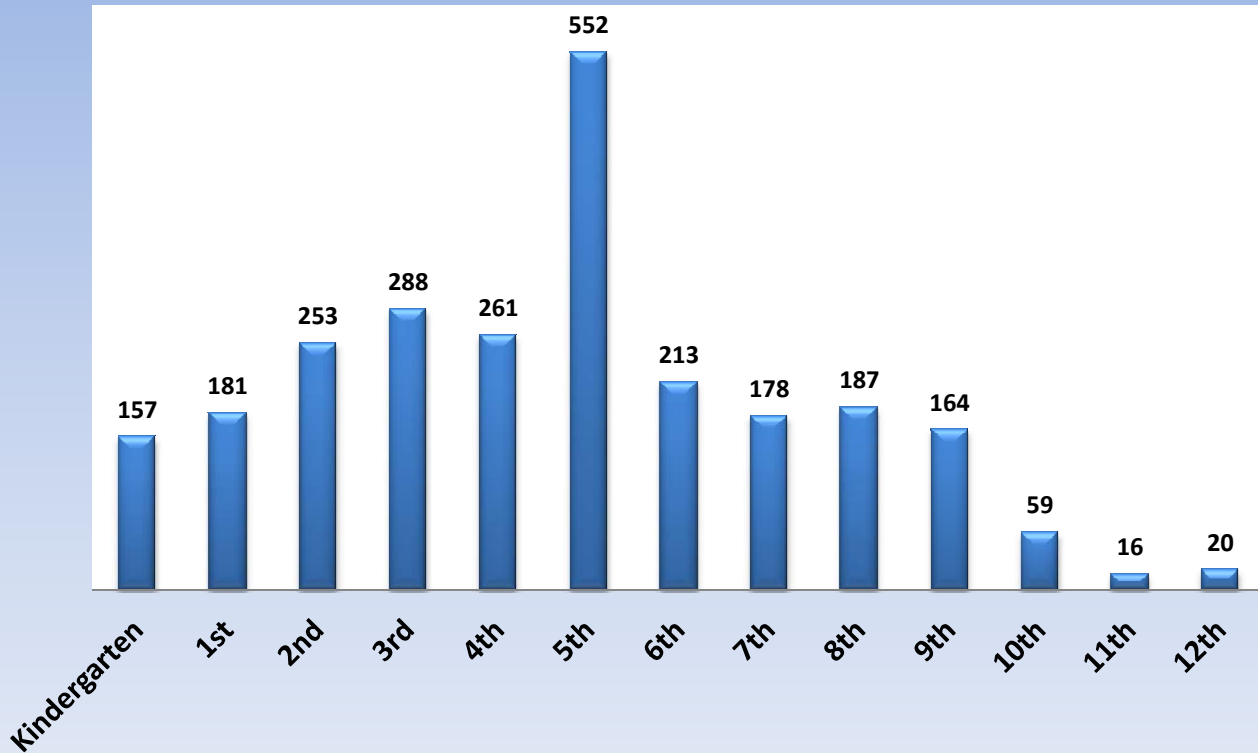
Georgia Department of Education
 Georgia Special Needs Scholarship Program
 2010 -2011 End of School Year Report
GSNS Students by Disability Type

Program Code	Disability Type	Count	Percentage
1	Blind	2	0.08%
2	Deaf and Blind	0	0.00%
3	Speech-Language Impairment	228	9.02%
6	Autism	309	12.22%
7	Traumatic Brain Injury	5	0.20%
8	Significant Developmental Delay	132	5.22%
P	Mild Intellectual Disability	100	3.95%
Q	Moderate Intellectual Disability	31	1.23%
R	Severe Intellectual Disability	6	0.24%
S	Profound Intellectual Disability	1	0.04%
T	Emotional & Behavioral Disorder	212	8.38%
U	Specific Learning Disability	722	28.55%
V	Orthopedic Impairment	18	0.71%
W	Hearing Impairment	16	0.63%
X	Deaf	4	0.16%
Y	Other Health Impairment	738	29.18%
Z	Visual Impairment	2	0.08%
NA	Disability Type Not Available because IEP put into place after FTE-3.	3	0.12%
Total		2,529	100%



GSNS Students by Grade Level

Grade in 2010 - 2011	Count	Percentage
Kindergarten	157	6.2%
1st	181	7.2%
2nd	253	10.0%
3rd	288	11.4%
4th	261	10.3%
5th	552	21.8%
6th	213	8.4%
7th	178	7.0%
8th	187	7.4%
9th	164	6.5%
10th	59	2.3%
11th	16	0.6%
12th	20	0.8%
Total	2,529	100%



GSNS Students: Original School District

School District	Number of Students	Percentage of Students Enrolled in GSNS Program
Atlanta Public Schools	66	3%
Baldwin County	4	0%
Barrow County	4	0%
Bartow County	6	0%
Bibb County	46	2%
Bryan County	2	0%
Bulloch County	1	0%
Calhoun County	1	0%
Camden County	14	1%
Carroll County	2	0%
Carrollton City	3	0%
Catoosa County	1	0%
Chatham County	150	6%
Cherokee County	57	2%
Clarke County	5	0%
Clayton County	132	5%
Cobb County	325	13%
Colquitt County	1	0%
Columbia County	20	1%
Coweta County	27	1%
Crawford County	1	0%
Dalton City	1	0%
Dawson County	3	0%

GSNS Students: Original School District

School District	Number of Students	Percentage of Students Enrolled in GSNS Program
Decatur City	3	0%
Decatur County	3	0%
DeKalb County	357	14%
Dougherty County	14	1%
Douglas County	42	2%
Effingham County	1	0%
Fannin County	5	0%
Fayette County	96	4%
Floyd County	5	0%
Forsyth County	94	4%
Franklin County	2	0%
Fulton County	380	15%
Glynn County	6	0%
Gordon County	1	0%
Gwinnett County	243	10%
Habersham County	1	0%
Hall County	6	0%
Hancock County	8	0%
Harris County	4	0%
Hart County	12	0%
Henry County	86	3%
Houston County	3	0%
Jackson County	2	0%

GSNS Students: Original School District

School District	Number of Students	Percentage of Students Enrolled in GSNS Program
Jasper County	2	0%
Jefferson City	2	0%
Jones County	3	0%
Lamar County	1	0%
Lee County	1	0%
Liberty County	1	0%
Marietta City	1	0%
McDuffie County	1	0%
Meriwether County	4	0%
Monroe County	2	0%
Morgan County	1	0%
Murray County	1	0%
Newton County	52	2%
Oconee County	2	0%
Odyssey	2	0%
Oglethorpe County	1	0%
Paulding County	19	1%
Peach County	1	0%
Pickens County	2	0%
Pike County	6	0%
Richmond County	49	2%
Rockdale County	19	1%
Spalding County	45	2%

GSNS Students: Original School District

School District	Number of Students	Percentage of Students Enrolled in GSNS Program
Stewart County	1	0%
Thomaston-Upson County	1	0%
Tift County	2	0%
Troup County	23	1%
Walker County	1	0%
Walton County	7	0%
Ware County	23	1%
White County	1	0%
Wilkinson County	1	0%
Worth County	5	0%
Grand Total	2,529	100%

School District in which GSNS Private Schools are Located

School Name	School District
A School for Children	Dougherty
ABC Montessori School	Henry
Advance Academy	Chatham
Advance Learning Center	Camden
Alexsander Academy	Fulton
Alice Blount Academy	Toombs
Alpharetta International Academy	Forsyth
Amit Program, Inc.	Fulton
Annoited Word Christian School International	DeKalb
Ash Tree Learning Center	Chatham
Athens Christian School	Clarke
Atlanta Country Day School	Fulton
Atlanta Girl's School	Fulton
Atlanta Speech School	Fulton
Augusta Christian Schools	Columbia
Aurora Strategies Full Day Program	DeKalb
Ava White Academy	Hall
Barnes Academy	Hart
BaSix Knowledge Academy	DeKalb
Bedford School	Fulton
Bible Baptist Christian School	Spalding
Blessed Sacrament School	Chatham
Braddy Preparatory Academy	Fulton
Brandon Hall	Fulton
Bridgeway Christian Academy	Fulton

School District in which GSNS Private Schools are Located

School Name	School District
Brookwood Christian Language School	Cobb
Brunswick Christian Academy	Glynn
Byne Christian Academy	Dougherty
Byron Christian Academy	Peach
Camp Jewell House	DeKalb
Campus, The	Fayette
Center Academy	Cobb
Central Fellowship Christian Academy	Bibb
CH Terrell Academy	Richmond
Chatham Academy at Royce	Chatham
Christian Heritage School	Whitfield
Chryalis Experiential Academy	Fulton
ClearWater Academy	Fayette
Community Christian School	Henry
Community School, The	DeKalb
Cornerstone Christian Academy	Gwinnett
Cornerstone Community Services Learning Academy	Fulton
Cornerstone Preparatory Academy	Cobb
Cornerstone Schools Inc.	Forsyth
Cottage School, The	Cobb
Covenant Christian Academy	Forsyth
Covenant Christian Ministries Academy	Cobb
Covington Academy	Newton
Creekside Christian Academy	Henry
Cumberland Academy of GA	Fulton

School District in which GSNS Private Schools are Located

School Name	School District
Dawson Street Christian School	Troup
Decatur Adventist Junior Academy	DeKalb
Dominion Christian High School	Cobb
Eagles Landing Christian Academy	Henry
Eaton Academy	Fulton
Evangel Temple Christian Academy	Clayton
Evans Christian Academy	Columbia
Faith Baptist Christian Academy	Long
Faith Christian Academy of Griffin	Spalding
Fayette Christian School	Fayette
Fideles Christian School	Forsyth
Forest Park Street School	Clayton
Foundation Christian Academy	Fulton
Foundations for the Future	Cobb
Friendship Christian School	Forsyth
Fullington Academy	Dooly
Furtah Preparatory School	Cobb
Gatewood Schools	Putnam
Gerard Preparatory School	Gwinnett
Green Pastures Christian Schools	DeKalb
Greenfield Hebrew Academy of Atlanta	Fulton
Greenforest McAlep Christian Academy	DeKalb
Hayden's Way	Fulton
Heart of Hope Academy	Fulton
Heritage Academy	Richmond

School District in which GSNS Private Schools are Located

School Name	School District
Heritage Christian School	Coweta
Hirsch Academy	DeKalb
Holy Innocent's Episcopal School	Fulton
Holy Spirit Preparatory School	Fulton
Hope Christian Academy	Barrow
Hopewell Christian Academy	Gwinnett
Horizon Christian Academy	Forsyth
Horizons School	Fulton
Howard School	Fulton
Integrity Christian Academy	Gwinnett
Jackson Wesley Academy	Clayton
Jacob's Ladder	Fulton
John Coble Elementary	Gordon
John Hancock Academy	Hancock
Joseph Sams School	Fayette
Kaleidoscope ABA, Inc	Cherokee
Kingdom Academy	DeKalb
Kingfisher Academy	DeKalb
Lafayette Christian School	Troup
LaGrange Academy	Troup
Legacy Academy	Fulton
Let's Learn Academy	Fulton
Light of the World Christian Academy of Atlanta	Fulton
Lighthouse Christian Academy- Clarkesville	Habersham
Lighthouse Christian Academy- Jonesboro	Henry

School District in which GSNS Private Schools are Located

School Name	School District
Lionheart School	Fulton
Lithia Christian Academy	Douglas
Living Way Christian Academy	Bartow
Lyndon Academy	Cherokee
Marcus Autism Center (serves K-3 only)	Fulton
McGinnis Woods Country Day School	Fulton
Memorial Day School	Chatham
Mill Springs Academy	Fulton
Miller's Preparatory Academy for Boys	DeKalb
Mohammed Schools of Atlanta	Fulton
Montessori Academy at Sharon Springs	Forsyth
Montessori Children's House of North Forsyth	Forsyth
Mount Carmel Christian School	DeKalb
Mount de Sales Academy	Bibb
Mount Paran Christian School	Cobb
Mount Pisgah Christian Academy	Fulton
Mountain Area Christian Academy	Fannin
New Beginning Christian School	Worth
New Birth Christian Academy	DeKalb
New Creation Christian Academy	Henry
North Cobb Christian School	Cobb
Oak Meadow Montessori School	Gwinnett
Omega Learning Center- Acworth Loc	Cobb
Omega Learning Center- Douglasville Loc	Douglas
Omega Learning- Marietta Loc	Cobb

School District in which GSNS Private Schools are Located

School Name	School District
Our Lady of Mercy Catholic HS	Fayette
Owens Christian Preparatory Academy	Clayton
Paideia School	Fulton
Pathways Academy	Cobb
Peachtree Academy Private School	Rockdale
People's Baptist Academy	Henry
Perimeter Christian School	Fulton
Phyl's Academy of Preparatory School	Clayton
Porter Academy	Fulton
Premier Academic Academy	Carroll
Prince Avenue Christian School	Oconee
Providence Christian Academy	Gwinnett
Riverside Military Academy	Hall
Sage School	Gwinnett
Saint Catherine of Siena Catholic School	Cobb
Saint Francis Day School	Fulton
Saint Joseph Catholic School	Cobb
Saint Mary's Catholic School	Floyd
Saint Paul Academy for Boys	Chatham
Saint Paul Lutheran School	Fayette
Saint Peter Claver Regional Catholic School	City of Decatur
Saint Simons Christian School	Glynn
Saint Teresa's Catholic School	Dougherty
Schenck School	Fulton
Sherwood Christian Academy	Dougherty

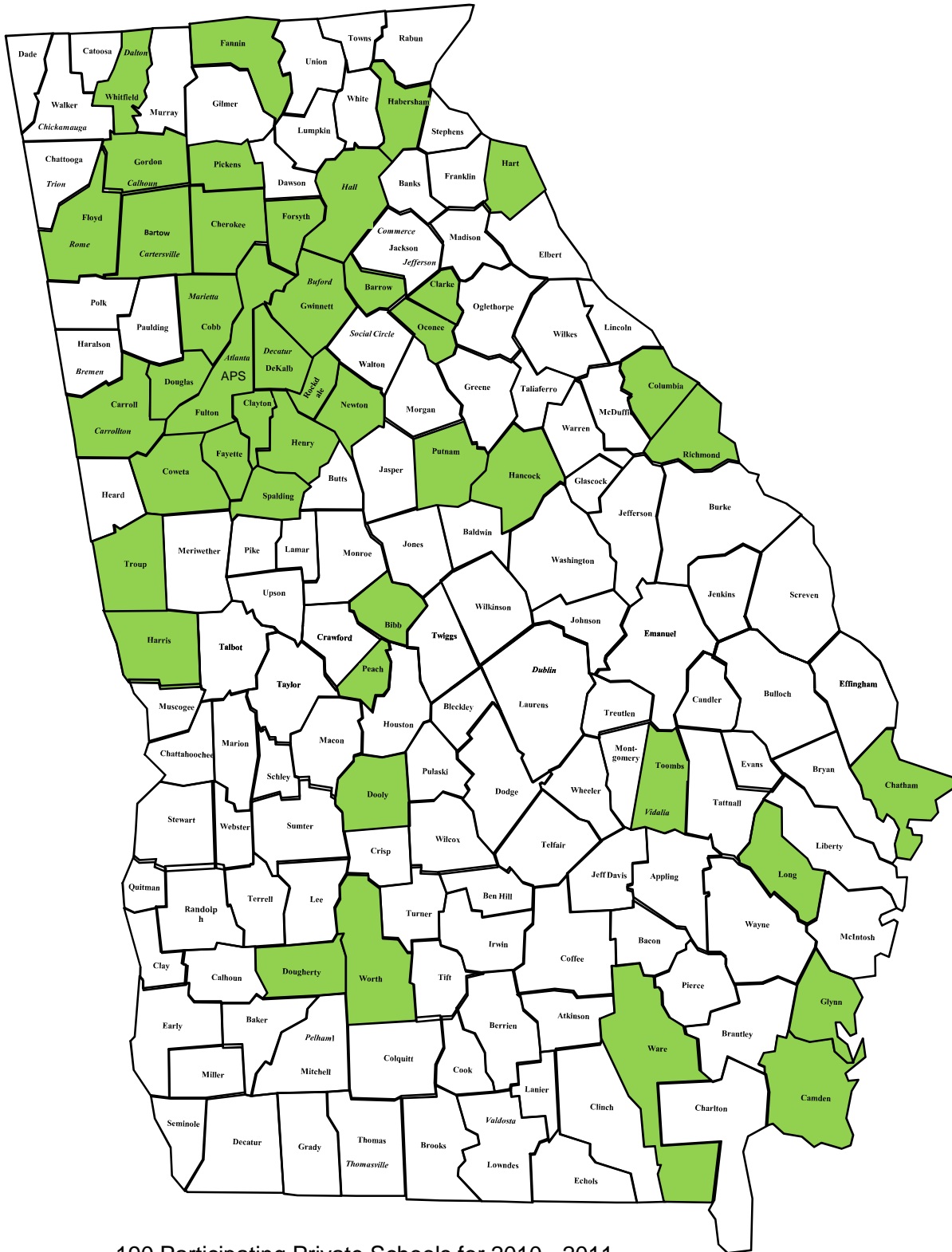
School District in which GSNS Private Schools are Located

School Name	School District
Shiloh Hills Christian School	Cobb
Shoal Creek Adventist Schools	Coweta
Skipstone Academy	Spalding
Solid Foundation	DeKalb
Solid Rock Academy	Clayton
Sophia Academy	DeKalb
Sound Start	Chatham
South Atlanta Learning Center	DeKalb
Southern Atlanta Academy of Excellence	Fayette
Southside Christian School	Ware
Southwest Atlanta Christian Academy	Fulton
Sparks Christian Academy	DeKalb
Special Needs School of Gwinnett	Gwinnett
Stepping Stones Educational Therapy Ctr, Inc.	Spalding
Strong Wall Academy	Gwinnett
Summit Learning Center	Fulton
Tattnall Square Academy	Bibb
Temima, Richard & Jean Katz High School for Girls	Fulton
The Friends School of Atlanta	DeKalb
The Governess School	Fulton
The Lighthouse	Fayette
The Orion School	Fulton
The Swift School	Fulton
TLE Christian Academy	Cobb
Torah Day School of Atlanta	DeKalb

School District in which GSNS Private Schools are Located

School Name	School District
Trinity Chapel Academy	Cobb
Trinity Christian School of Sharpsburg	Coweta
Unity Christian School	Floyd
Veritas Classical Schools	Fulton
Victorious Kidz Christian Academy	Douglas
Victory World Christian School	Gwinnett
Waldorf School of Atlanta	DeKalb
Waverly Hall Christian Academy	Harris
Westminster Christian Academy	Oconee
Westminster Schools of Augusta	Richmond
Wildwood Christian Academy	Pickens
Woodfield Academy, Inc.	Bibb
Woodlee's Christian Academy	Newton
Woodward Academy	Fulton

Participating Private Schools by School District



190 Participating Private Schools for 2010 - 2011
Green Highlight = Location of Participating Private Schools

Average Tuition at GSNS Private Schools

Name of Private School	Average Tuition
A School for Children	\$ 9,543
ABC Montessori School	\$ 9,676
Advance Academy	\$ 8,425
Advance Learning Center	\$ 8,029
Alexsander Academy	\$ 18,875
Alpharetta International Academy	\$ 7,790
Amit Program	\$ 18,975
Anointed Word Christian School International	\$ 5,529
Ash Tree Learning Center	\$ 7,790
Athens Christian School	\$ 7,348
Atlanta Country Day School	\$ 18,000
Atlanta Girl's School	\$ 19,200
Atlanta Speech School	\$ 28,647
Augusta Christian Schools	\$ 12,291
Aurora Strategies Full Day Program	\$ 27,000
Ava White Academy	\$ 11,414
Barnes Academy	\$ 6,000
BaSix Knowledge Academy	\$ 6,750
Bedford School	\$ 15,644
Benjamin Franklin Academy	\$ 26,500
Bible Baptist Christian School	\$ 5,999
Blessed Sacrament School	\$ 6,155
Braddy Preparatory Academy	\$ 12,500

Average Tuition at GSNS Private Schools

Name of Private School	Average Tuition
Brandon Hall	\$ 28,588
Bridgeway Christian Academy	\$ 8,917
Brookwood Christian Language School	\$ 13,000
Brunswick Christian Academy	\$ 5,345
Byron Christian Academy	\$ 3,163
Camp Jewell	\$ 7,743
The Campus	\$ 9,775
Center Academy	\$ 15,995
Central Fellowship Christian Academy	\$ 7,260
CH Terrell Academy	\$ 7,941
Chatham Academy at Royce	\$ 15,045
Christian Heritage School	\$ 9,813
Chryalis Experiential Academy	\$ 16,440
ClearWater Academy	\$ 20,900
Community Christian School	\$ 7,838
The Community School	\$ 23,871
Cornerstone Christian Academy	\$ 8,586
Cornerstone Community Services Learning Academy	\$ 8,632
Cornerstone Preparatory Academy	\$ 4,163
Cornerstone Schools Inc.	\$ 7,966
The Cottage School	\$ 22,144
Counterpane (Montessori Community School)	\$ 10,200
Covenant Christian Academy	\$ 7,013

Average Tuition at GSNS Private Schools

Name of Private School	Average Tuition
Covenant Christian Ministries Academy	\$ 6,520
Covington Academy	\$ 8,357
Creekside Christian Academy	\$ 4,867
Cumberland Academy of GA	\$ 19,380
Cumberland Christian Academy	\$ 6,990
Dawson Street Christian School	\$ 8,625
Decatur Adventist Junior Academy	\$ 4,178
Dominion Christian High School	\$ 9,236
Eagles Landing Christian Academy	\$ 12,141
Eaton Academy	\$ 16,560
Evangel Temple Christian Academy	\$ 5,270
Evans Christian Academy	\$ 7,470
Faith Christian Academy of Griffin	\$ 5,581
Fayette Christian School	\$ 5,700
Fideles Christian School	\$ 13,225
Foundation Christian Academy	\$ 6,400
Foundations for the Future	\$ 8,517
Friendship Christian School	\$ 7,730
Furtah Preparatory School	\$ 10,694
Gables Academy	\$ 19,300
Gables Academy- Johns Creek location	\$ 15,500
Gatewood Schools	\$ 5,868
Georgia Christian Academy	\$ 6,000

Average Tuition at GSNS Private Schools

Name of Private School	Average Tuition
Gerard Preparatory Academy	\$ 7,882
Greater Atlanta Adventist Academy	\$ 5,150
Green Pastures Christian Schools	\$ 5,990
Greenfield Hebrew Academy of Atlanta	\$ 22,154
Greenforest McAlep Christian Academy	\$ 7,236
Hayden's Way	\$ 9,250
Heart of Hope Academy	\$ 18,000
Heritage Christian School	\$ 8,158
Hirsch Academy	\$ 27,100
Holy Innocent's Episcopal School	\$ 19,406
Holy Spirit Preparatory School	\$ 17,983
Hope Christian Schools of Augusta	\$ 12,000
Hopewell Christian Academy	\$ 6,191
Horizon Christian Academy	\$ 7,210
Horizons School	\$ 11,143
Howard School	\$ 25,004
Integrity Christian Academy	\$ 6,947
Jacob's Ladder	\$ 30,550
John Coble Elementary	\$ 4,450
John Hancock Academy	\$ 6,000
Joseph Sams School	\$ 18,300
Kaleidoscope ABA, Inc	\$ 17,213
Kingdom Academy	\$ 4,417

Average Tuition at GSNS Private Schools

Name of Private School	Average Tuition
Kingfisher Academy	\$ 7,880
Lafayette Christian School	\$ 5,190
LaGrange Academy	\$ 8,185
Legacy Academy	\$ 5,000
Light of the World Christian Academy of Atlanta	\$ 7,550
Lighthouse Christian Academy- Jonesboro	\$ 8,000
Lionheart School	\$ 25,000
Lithia Christian Academy	\$ 7,698
McGinnis Woods Country Day School	\$ 9,883
MDE School LLC	\$ 15,000
Memorial Day School	\$ 6,931
Mill Springs Academy	\$ 20,322
Miller's Preparatory Academy for Boys	\$ 9,600
Mohammed Schools of Atlanta	\$ 5,081
Montessori Academy at Sharon Springs	\$ 8,425
Montessori Children's House of North Forsyth	\$ 9,000
Mount de Sales Academy	\$ 10,140
MOUNT PARAN CHRISTIAN SCHOOL	\$ 13,498
Mount Pisgah Christian Academy	\$ 14,931
Mount Vernon Presbyterian School	\$ 16,430
Mountain Area Christian Academy	\$ 9,620
New Beginning Christian School	\$ 4,500
New Birth Christian Academy	\$ 6,310

Average Tuition at GSNS Private Schools

Name of Private School	Average Tuition
New Creation Christian Academy	\$ 4,650
North Cobb Christian School	\$ 10,345
Omega Learning Center- Acworth Location	\$ 9,850
Omega Learning Center- Douglasville Location	\$ 8,083
Omega Learning- Marietta Location	\$ 9,875
Our Lady of Mercy Catholic High School	\$ 11,059
Owens Christian Preparatory Academy	\$ 12,200
Paideia School	\$ 19,664
Pathways Academy	\$ 16,440
Peachtree Academy Private School	\$ 8,220
Peoples Baptist Academy	\$ 7,500
Perimeter Christian School	\$ 6,534
Phyl's Academy of Preparatory School	\$ 8,388
Porter Academy	\$ 18,380
PRINCE AVENUE CHRISTIAN SCHOOL	\$ 7,093
Providence Christian Academy	\$ 14,658
Riverside Military Academy	\$ 28,275
Ron Clark Academy	\$ 18,000
Sage School	\$ 18,125
Saint Catherine of Siena Catholic School	\$ 5,774
Saint Joseph Catholic School	\$ 5,955
Saint Mary's Catholic School	\$ 7,550
Saint Paul Academy for Boys	\$ 9,000

Average Tuition at GSNS Private Schools

Name of Private School	Average Tuition
Saint Peter Claver Regional Catholic School	\$ 7,404
Saint Teresa's Catholic School	\$ 6,183
Schenck School	\$ 21,665
Sherwood Christian Academy	\$ 8,690
Shiloh Hills Christian School	\$ 7,650
Skipstone Academy	\$ 5,271
Solid Foundation	\$ 7,891
Solid Rock Academy	\$ 8,761
Sophia Academy	\$ 20,544
South Atlanta Learning Academy	\$ 8,750
Southern Atlanta Academy of Excellence	\$ 8,000
Southside Christian School	\$ 4,141
Southwest Atlanta Christian Academy	\$ 11,067
Sparks Christian Academy	\$ 5,000
Special Needs School of Gwinnett	\$ 9,120
ST. FRANCIS DAY SCHOOL	\$ 15,499
ST. PAUL LUTHERAN SCHOOL	\$ 6,541
Stepping Stones Educational Therapy Ctr, Inc.	\$ 12,433
Street School Academy	\$ 5,500
Strong Wall Academy	\$ 10,135
Summit Learning Center	\$ 32,000
Tattnall Square Academy	\$ 9,756
Temima, Richard & Jean Katz High School for Girls	\$ 15,000

Average Tuition at GSNS Private Schools

Name of Private School	Average Tuition
The Friends School of Atlanta	\$ 16,325
The Lighthouse	\$ 9,700
The Orion School	\$ 18,500
The Swift School	\$ 20,461
TLE Christian Academy	\$ 8,500
Torah Day School of Atlanta	\$ 12,500
Trinity Chapel Academy	\$ 7,425
Trinity Christian School of Sharpsburg	\$ 4,783
Unity Christian School	\$ 8,604
Veritas Classical Schools	\$ 5,043
Victorious Kidz Christian Academy	\$ 5,900
Victory World Christian School	\$ 5,391
Waverly Hall Christian Academy	\$ 5,000
Westminster Christian Academy	\$ 6,728
Westminster Schools of Augusta	\$ 11,025
Whitfield Academy	\$ 18,750
Wildwood Christian Academy	\$ 8,600
Woodfield Academy, Inc.	\$ 10,600
Woodlee's Christian Academy	\$ 6,107
Woodward Academy	\$ 22,599
Average for All Schools	\$ 12,650

GSNS Private School Enrollment Numbers School Years 2007-2008 Through 2010-2011

* A school had less than 10 students.

A blank cell indicates a school did not participate in the GSNS Program.

X- Indicates when a school discontinued its participation in the GSNS Program.

Private School Name	Private School Enrollment Numbers 2007-2008 Year 1	Private School Enrollment Numbers 2008-2009 Year 2	Private School Enrollment Numbers 2009-2010 Year 3	Private School Enrollment Numbers 2010-2011 Year 4
A School for Children, Inc.		15	16	12
ABC Montessori School			*	*
ADVANCE Academy	*	*	*	10
Advance Learning Center	*	13	11	14
Alexsander Academy		*	*	*
Alice Blount Academy			*	*
Alpharetta International Academy				*

GSNS Private School Enrollment Numbers School Years 2007-2008 Through 2010-2011

* A school had less than 10 students.

A blank cell indicates a school did not participate in the GSNS Program.

X- Indicates when a school discontinued its participation in the GSNS Program.

Private School Name	Private School Enrollment Numbers 2007-2008 Year 1	Private School Enrollment Numbers 2008-2009 Year 2	Private School Enrollment Numbers 2009-2010 Year 3	Private School Enrollment Numbers 2010-2011 Year 4
Amit, Inc.	*	10	12	11
Anointed Word Christian Schools International	*	*	*	*
Ash Tree Learning Center		13	15	28
Athens Christian School				*
Atlanta Country Day School			*	*
Atlanta Girl's School				*
Atlanta Speech School	*	*	*	*

GSNS Private School Enrollment Numbers School Years 2007-2008 Through 2010-2011

* A school had less than 10 students.

A blank cell indicates a school did not participate in the GSNS Program.

X- Indicates when a school discontinued its participation in the GSNS Program.

Private School Name	Private School Enrollment Numbers 2007-2008 Year 1	Private School Enrollment Numbers 2008-2009 Year 2	Private School Enrollment Numbers 2009-2010 Year 3	Private School Enrollment Numbers 2010-2011 Year 4
Augusta Christian Schools		17	18	28
Aurora Strategies	*	10	10	14
Ava White Academy	*	*	*	*
Barnes Academy			*	12
BaSix Knowledge Academy			*	14
Bedford School, Inc.	42	60	64	68
Bible Baptist Christian School	*	10	11	13

GSNS Private School Enrollment Numbers School Years 2007-2008 Through 2010-2011

* A school had less than 10 students.

A blank cell indicates a school did not participate in the GSNS Program.

X- Indicates when a school discontinued its participation in the GSNS Program.

Private School Name	Private School Enrollment Numbers 2007-2008 Year 1	Private School Enrollment Numbers 2008-2009 Year 2	Private School Enrollment Numbers 2009-2010 Year 3	Private School Enrollment Numbers 2010-2011 Year 4
Blessed Sacrament School	*	*	*	*
Braddy Preparatory Academy				19
Brandon Hall	*	*	*	*
Bridgeway Christian Academy				*
Brookwood Christian Language School	13	22	19	22
BTOC dba Georgia Christian Academy		*	*	*
Byne Christian Academy		*	*	*

GSNS Private School Enrollment Numbers School Years 2007-2008 Through 2010-2011

* A school had less than 10 students.

A blank cell indicates a school did not participate in the GSNS Program.

X- Indicates when a school discontinued its participation in the GSNS Program.

Private School Name	Private School Enrollment Numbers 2007-2008 Year 1	Private School Enrollment Numbers 2008-2009 Year 2	Private School Enrollment Numbers 2009-2010 Year 3	Private School Enrollment Numbers 2010-2011 Year 4
Byron Christian Academy			*	*
C.H. Terrell Academy		*	*	*
Center Academy		19	33	43
Central Fellowship Christian Academy	*	*	*	*
Chatham Academy at Royce	19	24	34	29
Christian Heritage School	*	*	*	*
Chrysalis Experiential Academy, Inc.	*	13	*	15

GSNS Private School Enrollment Numbers School Years 2007-2008 Through 2010-2011

* A school had less than 10 students.

A blank cell indicates a school did not participate in the GSNS Program.

X- Indicates when a school discontinued its participation in the GSNS Program.

Private School Name	Private School Enrollment Numbers 2007-2008 Year 1	Private School Enrollment Numbers 2008-2009 Year 2	Private School Enrollment Numbers 2009-2010 Year 3	Private School Enrollment Numbers 2010-2011 Year 4
and W. Deen Mohammed High School	10	*	11	*
Clearwater Academy		*	*	10
Community Christian School	*	*	*	14
Community School	*	*	*	*
Cornerstone Christian Academy	*	*	*	*
Cornerstone Community Services Learning Academy	*	*	*	*
Cornerstone Preparatory Academy	*	*	*	*

GSNS Private School Enrollment Numbers School Years 2007-2008 Through 2010-2011

* A school had less than 10 students.

A blank cell indicates a school did not participate in the GSNS Program.

X- Indicates when a school discontinued its participation in the GSNS Program.

Private School Name	Private School Enrollment Numbers 2007-2008 Year 1	Private School Enrollment Numbers 2008-2009 Year 2	Private School Enrollment Numbers 2009-2010 Year 3	Private School Enrollment Numbers 2010-2011 Year 4
Cornerstone Schools	10	18	17	16
Cottage School	37	55	57	72
Counterpane	*	*	*	*
Covenant Christian Academy	*	*	*	*
Covenant Christian Ministries Academy		*	*	*
Covington Academy (changed name from A Time 4 Learning)		28	25	42
Creekside Christian Academy			*	*

GSNS Private School Enrollment Numbers School Years 2007-2008 Through 2010-2011

* A school had less than 10 students.

A blank cell indicates a school did not participate in the GSNS Program.

X- Indicates when a school discontinued its participation in the GSNS Program.

Private School Name	Private School Enrollment Numbers 2007-2008 Year 1	Private School Enrollment Numbers 2008-2009 Year 2	Private School Enrollment Numbers 2009-2010 Year 3	Private School Enrollment Numbers 2010-2011 Year 4
Cumberland Academy of Georgia		14	27	41
Dawson Street Christian School	12	24	26	51
Decatur Adventist Junior Academy	*	*	*	*
Dominion Christian High School	*	*	12	11
Eagle's Landing Christian Academy	*	*	*	10
Eaton Academy, Inc.	*	14	14	25
Episcopal Day School		*	*	*

GSNS Private School Enrollment Numbers School Years 2007-2008 Through 2010-2011

* A school had less than 10 students.

A blank cell indicates a school did not participate in the GSNS Program.

X- Indicates when a school discontinued its participation in the GSNS Program.

Private School Name	Private School Enrollment Numbers 2007-2008 Year 1	Private School Enrollment Numbers 2008-2009 Year 2	Private School Enrollment Numbers 2009-2010 Year 3	Private School Enrollment Numbers 2010-2011 Year 4
Evangel Temple Christian Academy		*	*	11
Evans Christian Academy		*	*	*
Faith Baptist Christian Academy	*	*	*	*
Faith Christian Academy of Griffin	15	18	24	24
Fayette Christian School	13	*	13	*
Fideles Christian School	*	*	*	*
Focus Learning & Enrichment Academy	*	*	*	*

GSNS Private School Enrollment Numbers School Years 2007-2008 Through 2010-2011

* A school had less than 10 students.

A blank cell indicates a school did not participate in the GSNS Program.

X- Indicates when a school discontinued its participation in the GSNS Program.

Private School Name	Private School Enrollment Numbers 2007-2008 Year 1	Private School Enrollment Numbers 2008-2009 Year 2	Private School Enrollment Numbers 2009-2010 Year 3	Private School Enrollment Numbers 2010-2011 Year 4
Foundation Christian Academy				10
Foundations for the Future			*	*
Frederick J.Furtah Preparatory School	42	50	53	50
Friendship Christian School				10
Fullington Academy	*	*	*	*
Gables Academy- Johns Creek			*	*
Gables Academy- Stone Mtn	*	*	10	*

GSNS Private School Enrollment Numbers School Years 2007-2008 Through 2010-2011

* A school had less than 10 students.

A blank cell indicates a school did not participate in the GSNS Program.

X- Indicates when a school discontinued its participation in the GSNS Program.

Private School Name	Private School Enrollment Numbers 2007-2008 Year 1	Private School Enrollment Numbers 2008-2009 Year 2	Private School Enrollment Numbers 2009-2010 Year 3	Private School Enrollment Numbers 2010-2011 Year 4
Gatewood Schools				*
Gerard Preparatory Academy	21	43	62	45
(changed name from Brunswick Chrisitan Academy)	*	*	*	50
Green Pastures Christian School		18	22	27
Greenforest McCalep Christian Academy		*	*	14
Hayden's Way				*
Heart of Hope Academy for Children with Special Needs	*	*	*	*

GSNS Private School Enrollment Numbers School Years 2007-2008 Through 2010-2011

* A school had less than 10 students.

A blank cell indicates a school did not participate in the GSNS Program.

X- Indicates when a school discontinued its participation in the GSNS Program.

Private School Name	Private School Enrollment Numbers 2007-2008 Year 1	Private School Enrollment Numbers 2008-2009 Year 2	Private School Enrollment Numbers 2009-2010 Year 3	Private School Enrollment Numbers 2010-2011 Year 4
Heritage Academy		*	*	*
Heritage Christian School			*	*
Hirsch Academy	*	*	10	12
Holy Innocents' Episcopal School		*	*	*
Holy Spirit Preparatory School	*	*	*	*
Hope Christian Academy		*	*	*
Hope Christian School of Augusta	19	36	24	32

GSNS Private School Enrollment Numbers School Years 2007-2008 Through 2010-2011

* A school had less than 10 students.

A blank cell indicates a school did not participate in the GSNS Program.

X- Indicates when a school discontinued its participation in the GSNS Program.

Private School Name	Private School Enrollment Numbers 2007-2008 Year 1	Private School Enrollment Numbers 2008-2009 Year 2	Private School Enrollment Numbers 2009-2010 Year 3	Private School Enrollment Numbers 2010-2011 Year 4
Hopewell Christian Academy	24	35	39	32
Horizon Christian Academy	*	11	14	17
Horizons School	*	10	12	14
Integrity Christian Academy		31	37	38
Jackson Wesley Academy				*
Jacob's Ladder	*	*	11	12
John Hancock Academy	*	*	*	11

GSNS Private School Enrollment Numbers School Years 2007-2008 Through 2010-2011

* A school had less than 10 students.

A blank cell indicates a school did not participate in the GSNS Program.

X- Indicates when a school discontinued its participation in the GSNS Program.

Private School Name	Private School Enrollment Numbers 2007-2008 Year 1	Private School Enrollment Numbers 2008-2009 Year 2	Private School Enrollment Numbers 2009-2010 Year 3	Private School Enrollment Numbers 2010-2011 Year 4
John L. Coble Elementary		*	*	*
Joseph Sams School	12	15	13	15
Kaleidoscope Applied Behavior Analysis, Inc.	*	*	*	*
Katherine and Jacob Greenfield Hebrew Academy of Atlanta	*	*	*	*
Kingdom Academy	*	*	*	*
Kingfisher Academy	*	*	*	*
Lafayette Christian School		*	*	*

GSNS Private School Enrollment Numbers School Years 2007-2008 Through 2010-2011

* A school had less than 10 students.

A blank cell indicates a school did not participate in the GSNS Program.

X- Indicates when a school discontinued its participation in the GSNS Program.

Private School Name	Private School Enrollment Numbers 2007-2008 Year 1	Private School Enrollment Numbers 2008-2009 Year 2	Private School Enrollment Numbers 2009-2010 Year 3	Private School Enrollment Numbers 2010-2011 Year 4
LaGrange Academy	*	*	*	*
Legacy Academy (changed name from Bristol Oaks School)			*	*
Light of the World Christian Academy of Atlanta		*	*	*
Lighthouse	12	12	27	28
Lighthouse Christian Academy, Clarkesville	*	*	*	*
Lighthouse Christian Academy, Jonesboro		10	28	16
Lionheart School	*	*	*	12

GSNS Private School Enrollment Numbers School Years 2007-2008 Through 2010-2011

* A school had less than 10 students.

A blank cell indicates a school did not participate in the GSNS Program.

X- Indicates when a school discontinued its participation in the GSNS Program.

Private School Name	Private School Enrollment Numbers 2007-2008 Year 1	Private School Enrollment Numbers 2008-2009 Year 2	Private School Enrollment Numbers 2009-2010 Year 3	Private School Enrollment Numbers 2010-2011 Year 4
Lithia Christian Academy		*	14	16
McGinnis Woods Country Day School	*	*	*	*
Memorial Day School	*	11	17	40
Mill Springs Academy	29	56	76	94
Miller's Preparatory Academy for Boys	29	45	44	58
Montessori Academy at Sharon Springs			*	*
Montessori Childrens Home of North Forsyth				*

GSNS Private School Enrollment Numbers School Years 2007-2008 Through 2010-2011

* A school had less than 10 students.

A blank cell indicates a school did not participate in the GSNS Program.

X- Indicates when a school discontinued its participation in the GSNS Program.

Private School Name	Private School Enrollment Numbers 2007-2008 Year 1	Private School Enrollment Numbers 2008-2009 Year 2	Private School Enrollment Numbers 2009-2010 Year 3	Private School Enrollment Numbers 2010-2011 Year 4
Mount Carmel Christian School				*
Mount de Sales Academy	*	*	*	*
Mount Paran Christian School	*	*	*	12
Mount Pisgah Christian School		*	*	*
Mountain Area Christian Academy		*	*	*
New Beginning Christian School	*	*	*	*
New Birth Christian Academy		*	14	*

GSNS Private School Enrollment Numbers School Years 2007-2008 Through 2010-2011

* A school had less than 10 students.

A blank cell indicates a school did not participate in the GSNS Program.

X- Indicates when a school discontinued its participation in the GSNS Program.

Private School Name	Private School Enrollment Numbers 2007-2008 Year 1	Private School Enrollment Numbers 2008-2009 Year 2	Private School Enrollment Numbers 2009-2010 Year 3	Private School Enrollment Numbers 2010-2011 Year 4
New Creation Christian Academy				*
North Cobb Christian School			*	*
North Georgia Children's Center			*	*
Omega Learning Center- Acworth		*	19	28
Omega Learning Center- Douglasville Loc			17	20
Omega Learning- Marietta Loc			*	*
Our Lady of Mercy Catholic High School	*	*	*	*

GSNS Private School Enrollment Numbers School Years 2007-2008 Through 2010-2011

* A school had less than 10 students.

A blank cell indicates a school did not participate in the GSNS Program.

X- Indicates when a school discontinued its participation in the GSNS Program.

Private School Name	Private School Enrollment Numbers 2007-2008 Year 1	Private School Enrollment Numbers 2008-2009 Year 2	Private School Enrollment Numbers 2009-2010 Year 3	Private School Enrollment Numbers 2010-2011 Year 4
Academy (changed name from Owens Academy for Exceptional	13		*	*
Paideia School	*	*	*	*
Pathways Academy	*	13	11	10
Peachtree Academy Private School	*	*	*	*
Perimeter Christian School	*	0	*	*
Phyl's Academy Preparatory School			*	*
Porter Academy	15	25	31	33

GSNS Private School Enrollment Numbers School Years 2007-2008 Through 2010-2011

* A school had less than 10 students.

A blank cell indicates a school did not participate in the GSNS Program.

X- Indicates when a school discontinued its participation in the GSNS Program.

Private School Name	Private School Enrollment Numbers 2007-2008 Year 1	Private School Enrollment Numbers 2008-2009 Year 2	Private School Enrollment Numbers 2009-2010 Year 3	Private School Enrollment Numbers 2010-2011 Year 4
changed from Lakeside Preparatory School)	13	17	*	*
Prince Avenue Christian School			*	*
Providence Christian Academy		*	*	*
Riverside Military Academy			*	*
Ron Clark Academy	*	*	*	*
Sage School				*
Saint Catherine of Siena Catholic School	*	*	*	*

GSNS Private School Enrollment Numbers School Years 2007-2008 Through 2010-2011

* A school had less than 10 students.

A blank cell indicates a school did not participate in the GSNS Program.

X- Indicates when a school discontinued its participation in the GSNS Program.

Private School Name	Private School Enrollment Numbers 2007-2008 Year 1	Private School Enrollment Numbers 2008-2009 Year 2	Private School Enrollment Numbers 2009-2010 Year 3	Private School Enrollment Numbers 2010-2011 Year 4
Saint Francis Day School	28	45	64	95
Saint Joseph Catholic School	*	*	*	*
Saint Mary's Catholic School			*	*
Saint Paul Academy	18	37	36	42
Saint Paul Lutheran School			*	*
Saint Peter Claver Regional Catholic School	*	*	*	*
Saint Teresa's School	*	*	*	*

GSNS Private School Enrollment Numbers School Years 2007-2008 Through 2010-2011

* A school had less than 10 students.

A blank cell indicates a school did not participate in the GSNS Program.

X- Indicates when a school discontinued its participation in the GSNS Program.

Private School Name	Private School Enrollment Numbers 2007-2008 Year 1	Private School Enrollment Numbers 2008-2009 Year 2	Private School Enrollment Numbers 2009-2010 Year 3	Private School Enrollment Numbers 2010-2011 Year 4
Schenck School	22	32	43	39
Sherwood Christian Academy	*	*	*	*
Shiloh Hills Christian School	*	*	*	*
Skipstone Academy		*	14	19
Solid Foundation, Inc.		14	33	56
Solid Rock Academy	30	46	49	50
Sophia Academy	14	27	23	36

GSNS Private School Enrollment Numbers School Years 2007-2008 Through 2010-2011

* A school had less than 10 students.

A blank cell indicates a school did not participate in the GSNS Program.

X- Indicates when a school discontinued its participation in the GSNS Program.

Private School Name	Private School Enrollment Numbers 2007-2008 Year 1	Private School Enrollment Numbers 2008-2009 Year 2	Private School Enrollment Numbers 2009-2010 Year 3	Private School Enrollment Numbers 2010-2011 Year 4
Sound Start		*	*	*
(changed name from Cameron Academy)		17	38	*
Excellence (changed name from Footprints Christian Academy)	14	24	31	16
Southside Christian School		*	11	22
Southwest Atlanta Christian Academy				*
Sparks Christian Academy				*
Special Needs Schools of Gwinnett, Inc.	14	20	21	*

GSNS Private School Enrollment Numbers School Years 2007-2008 Through 2010-2011

* A school had less than 10 students.

A blank cell indicates a school did not participate in the GSNS Program.

X- Indicates when a school discontinued its participation in the GSNS Program.

Private School Name	Private School Enrollment Numbers 2007-2008 Year 1	Private School Enrollment Numbers 2008-2009 Year 2	Private School Enrollment Numbers 2009-2010 Year 3	Private School Enrollment Numbers 2010-2011 Year 4
Stepping Stones Educational Therapy Center, Inc.	10	17	32	29
Street School Academy		*	*	*
Strongwall Academy				34
Summit Learning Center, INC		*	*	*
Swift School	33	50	41	44
Tattnall Square Academy				*
Temima, Richard & Jean Katz High School for Girls				*

GSNS Private School Enrollment Numbers School Years 2007-2008 Through 2010-2011

* A school had less than 10 students.

A blank cell indicates a school did not participate in the GSNS Program.

X- Indicates when a school discontinued its participation in the GSNS Program.

Private School Name	Private School Enrollment Numbers 2007-2008 Year 1	Private School Enrollment Numbers 2008-2009 Year 2	Private School Enrollment Numbers 2009-2010 Year 3	Private School Enrollment Numbers 2010-2011 Year 4
The Campus	*	12	31	46
The Friends School of Atlanta	*	10	11	15
The Howard School	19	38	53	59
The Marcus Institute	*	*	*	*
The Orion School (changed name from the 504 School)		*	*	*
TLE Christian Academy	*	*	*	*
Torah Day School of Atlanta	*	*	*	*

GSNS Private School Enrollment Numbers School Years 2007-2008 Through 2010-2011

* A school had less than 10 students.

A blank cell indicates a school did not participate in the GSNS Program.

X- Indicates when a school discontinued its participation in the GSNS Program.

Private School Name	Private School Enrollment Numbers 2007-2008 Year 1	Private School Enrollment Numbers 2008-2009 Year 2	Private School Enrollment Numbers 2009-2010 Year 3	Private School Enrollment Numbers 2010-2011 Year 4
Trinity Chapel Academy	*	*	*	*
Trinity Christian School of Sharpsburg				*
Unity Christian School			*	*
Veritas Classical Schools				*
Victorious Kidz Christian Academy			*	*
Victory World Christian School			*	*
Waldorf School of Atlanta				*

GSNS Private School Enrollment Numbers School Years 2007-2008 Through 2010-2011

* A school had less than 10 students.

A blank cell indicates a school did not participate in the GSNS Program.

X- Indicates when a school discontinued its participation in the GSNS Program.

Private School Name	Private School Enrollment Numbers 2007-2008 Year 1	Private School Enrollment Numbers 2008-2009 Year 2	Private School Enrollment Numbers 2009-2010 Year 3	Private School Enrollment Numbers 2010-2011 Year 4
Waverly Hall Christian Academy	*	*	10	*
Westminster Christian Academy		*	*	*
Westminster Schools of Augusta	*	*	*	*
Wildwood Christian Academy			*	*
Woodfield Academy	25	45	60	42
Woodlee's Christian Academy	11	23	21	15
Woodward Academy	*	*	17	21