

**Georgia Special Needs Scholarship Program**  
**End of School Year Report**  
**2013-2014 School Year**

**For the Georgia General Assembly per O.C.G.A. § 20-2-2118**

**Georgia Department of Education**



# Table of Contents

Table of Contents.....	i
Executive Summary.....	1
Program Overview – 2013-2014 Georgia Special Needs Scholarship Program.....	2
2013-2014 School Year - Student Participation by Ethnicity.....	3
2013-2014 School Year - Student Participation by Gender.....	4
2013-2014 School Year - Student Participation by Disability Type.....	5
2013-2014 School Year - Student Participation by Grade Level.....	6
2013-2014 School Year - School System of Origin for Georgia Special Needs Scholarship Students.....	7
Map: 2013-2014 School Year - School Systems where Georgia Special Needs Scholarship Private Schools Located.....	11
2013-2014 School Year - GSNS Enrollment by Private School Providers.....	12
2013-2014 School Year - GSNS Average Tuition Costs by Private School Providers.....	18

## Executive Summary

Senate Bill 10 as signed into law on May 18, 2007, created the Georgia Special Needs Scholarship (GSNS) Program which allows parents of eligible special needs students to transfer their children to another public school, public school system, state school, or approved participating private school. On July 1, 2013, OCGA § 20-2-2114 was amended to authorize the State Board of Education to waive the prior school year requirement on a case-by-case basis for specific medical needs of a student upon the request of a parent or guardian.

This report represents the results for the 2013 - 2014 school year as required by O.C.G.A. § 20-2-2118, which stipulates that the Governor's Office of Student Achievement, in conjunction with the Georgia Department of Education (GaDOE) shall provide the General Assembly with a report regarding the scholarship program for the previous fiscal year. This was the seventh school year the GSNS Program was administered.

### 2013 - 2014 Program Highlights

- Number of participating private schools increased from 234 to 244 private schools.
  - 15 was the average number of students enrolled in each private school.
  - 0 - 150 was the range of students enrolled in each private school.
  - 36 participating private schools did not enroll any students under the GSNS Program.
- Total student participation in the program included 3,075 students enrolled in private schools.
- 2,055 students continued their participation in the program from the previous school year.
- Of the 3,075 students enrolled:
  - 31% Female, 69% Male.
  - 34.15% Black, 57.72% White, and 8.13% Asian/Hispanic/Indian/Multiracial/Pacific Islander.
  - 28.88% had a disability type of Other Health Impairment.
  - 29.63% had a disability type of Specific Learning Disability.
- \$18,216,499 was paid in fiscal year 2014 for scholarships to students.
- \$5,924 was the average annual scholarship amount for students.
- \$1,235 - \$15,209 was the range for individual scholarship amounts.
- \$1,620 - \$37,200 was the range of tuition of private schools participating in the GSNS Program.

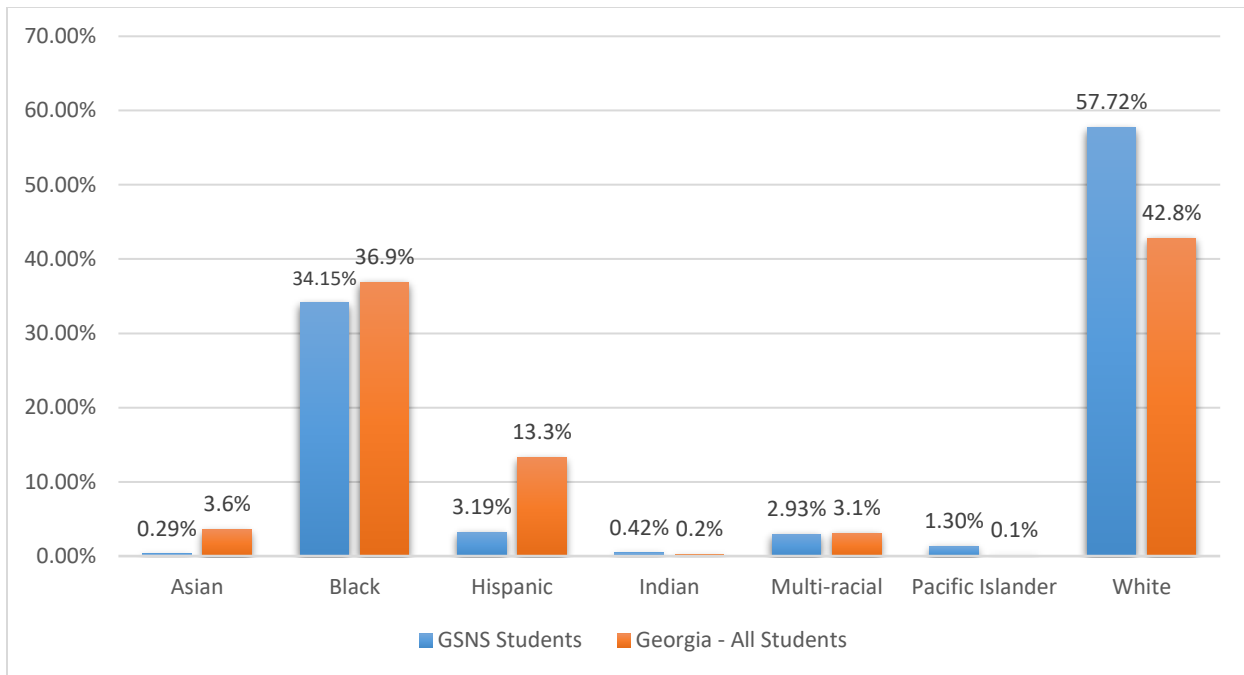
## Program Overview – 2013-2014 Georgia Special Needs Scholarship Program

<b>Program Information</b>	<b>Count</b>
Total number of students receiving scholarships in the 2013-2014 school year.	3,075
Total number of new private schools submitting an application for participation in the 2013-2014 school year.	26
Number of new private schools participating in the GSNS Program for the 2013-2014 school year.	21
Number of private schools returning from 2012-2013 school year.	223
Total number of private schools participating in GSNS for 2013-2014 school year.	244
Total number of private schools with enrolled GSNS students.	208
Highest enrollment in a single school	150
Range of student enrollment in participating private schools.	0-150
Average number of scholarship students per school.	15
Georgia public school systems impacted by scholarship student withdrawals.	101
Range for number of students withdrawing from a Georgia public school system to use the scholarship at an authorized private school.	1-426
<b>Financial Information</b>	<b>Amounts</b>
Total scholarship payments statewide for Fiscal Year 2014.	\$18,285,826
Range of annual scholarship amounts for GSNS students.	\$1,235 - \$15,209
Average annual scholarship amount for GSNS students.	\$5,407
Average tuition amount of participating private schools	\$13,268
Range of tuition amounts of participating private schools.	\$1,620 - \$37,200

## 2013-2014 School Year- Student Participation by Ethnicity

Race/Ethnicity	Asian	Black	Hispanic	Indian	Multi-racial	Pacific Islander	White	Total
GSNS Students	9	1,050	98	13	90	40	1,775	3,075
GA Students*	60,216	619,910	222,593	3,625	52,219	1,955	717,494	1,678,012
GSNS Percentage	0.29%	34.15%	3.19%	0.42%	2.93%	1.30%	57.72%	100%
GA Percentage	3.6%	36.9%	13.3%	0.2%	3.1%	0.1%	42.8%	100%

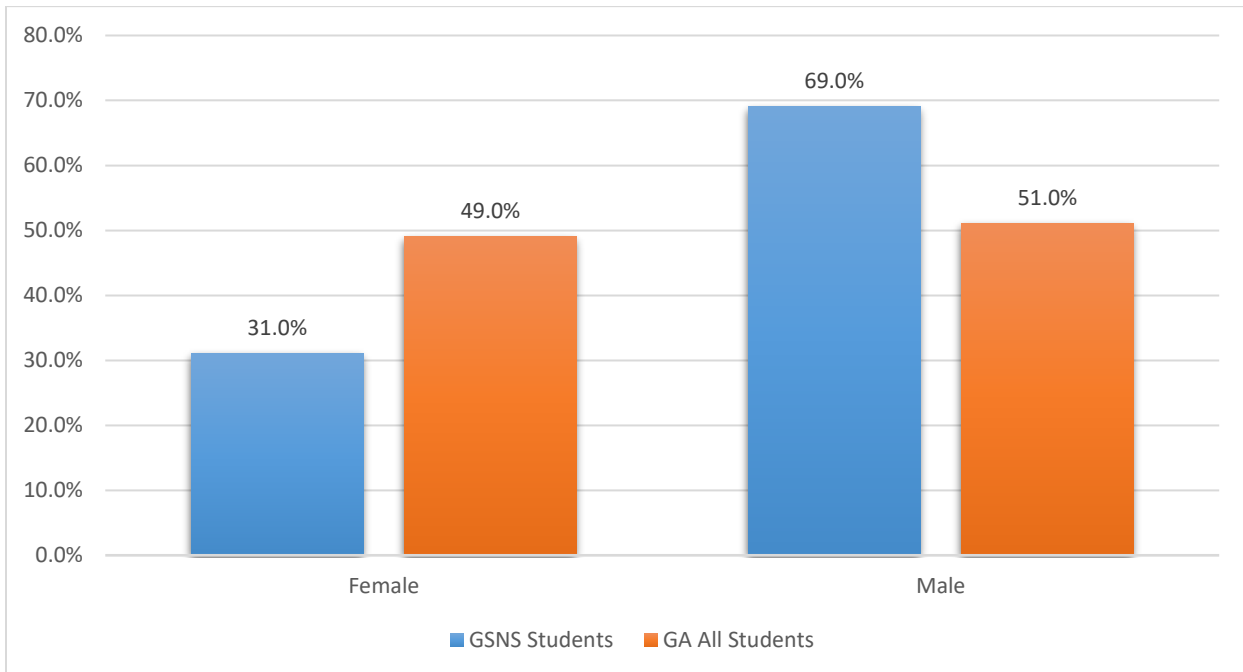
\*Enrollment from first FTE count of 2013-2014 school year.



## 2013-2014 School Year- Student Participation by Gender

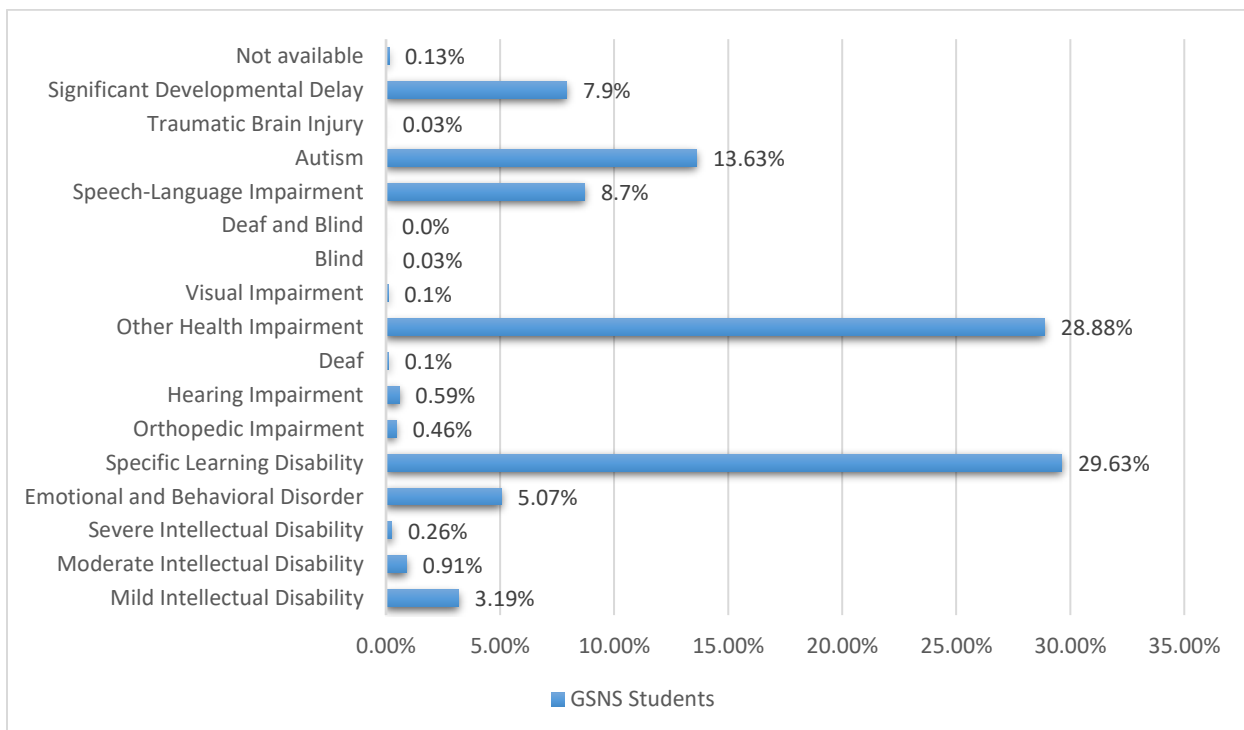
	Female	Male	Total
GSNS Students	953	2,122	3,075
GA Students*	820,229	857,783	1,678,012
GSNS Percentage	31%	69%	100%
GA Percentage	49%	51%	100%

\*Enrollment from first FTE count of 2013-2014 school year.



## 2013-2014 School Year- Student Participation by Disability Type

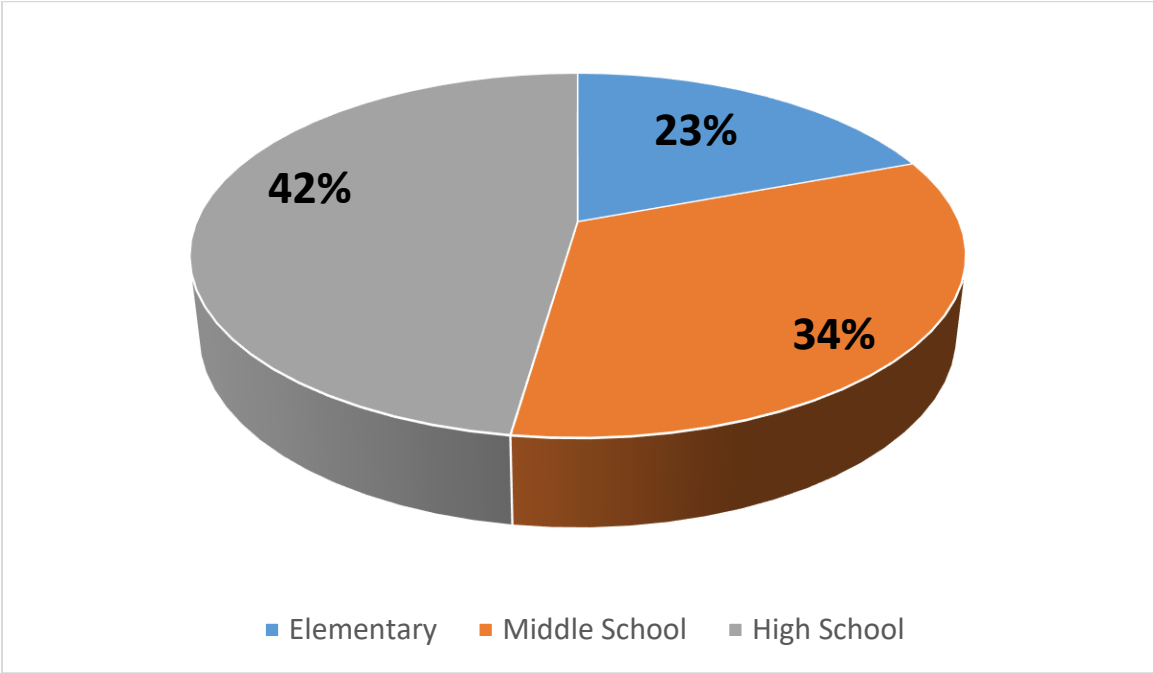
Primary Area of Exceptionality	Number	Percent
Mild Intellectual Disability	98	3.19%
Moderate Intellectual Disability	28	0.91%
Severe Intellectual Disability	8	0.26%
Emotional and Behavioral Disorder	156	5.07%
Specific Learning Disability	911	29.63%
Orthopedic Impairment	14	0.46%
Hearing Impairment	18	0.59%
Deaf	3	0.10%
Other Health Impairment	888	28.88%
Visual Impairment	3	0.10%
Blind	1	0.03%
Speech-Language Impairment	260	8.46%
Autism	419	13.63%
Traumatic Brain Injury	1	0.03%
Significant Developmental Delay	263	8.55%
Not available	4	0.13%
<b>TOTAL</b>	<b>3075</b>	<b>100.0%</b>





# 2013-2014 School Year- Student Participation by Grade Level

Grade Level	Number of Students	Percentage
Elementary	721	23%
Middle School	1,058	34%
High School	1,296	42%
Total	3,075	100%



## 2013-2014 School Year- School System of Origin for Georgia Special Needs Scholarship Students

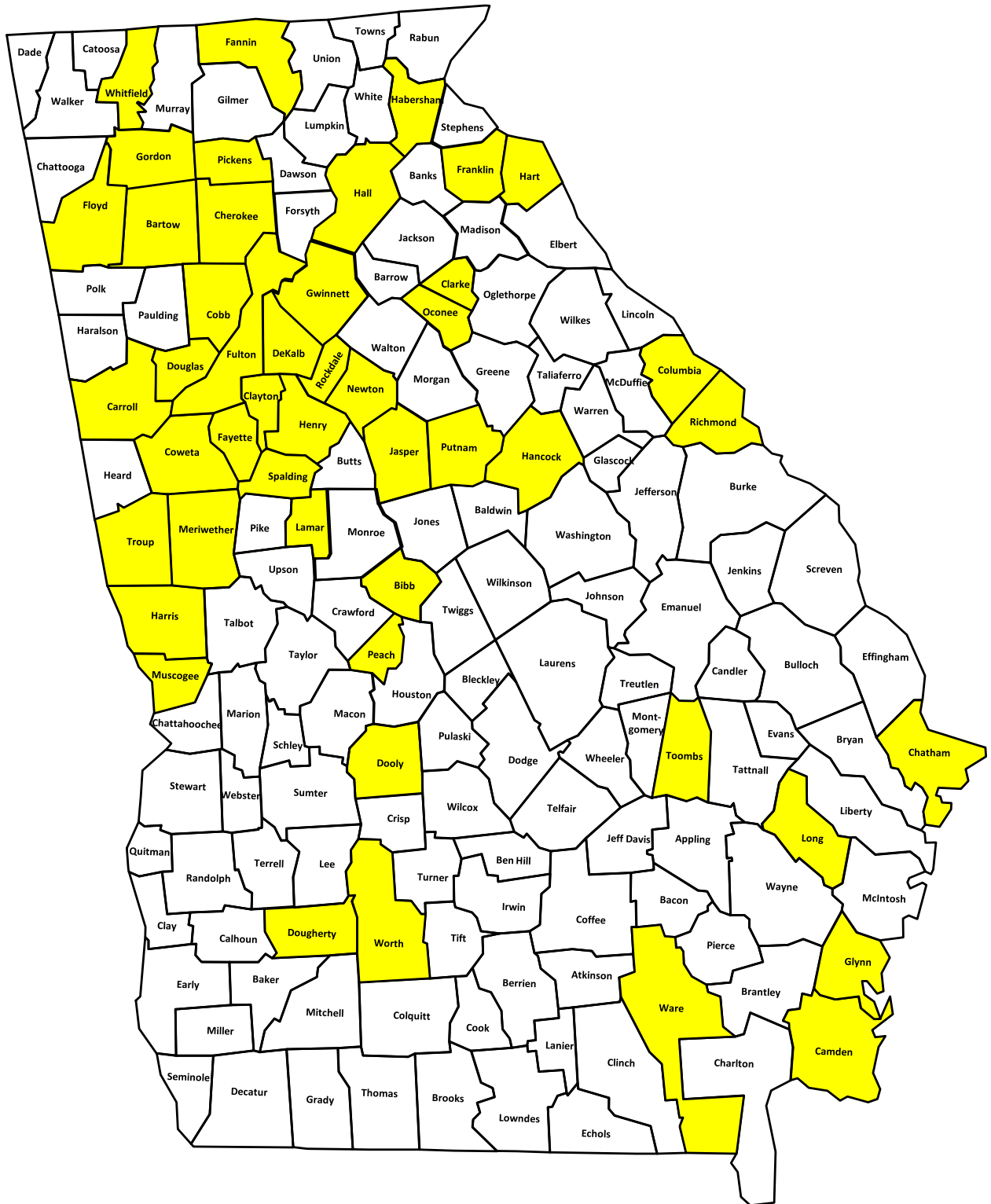
School Systems	Number of Students	Percentage of Students Enrolled in GSNS Program
Atlanta Public Schools	182	5.92%
Baldwin County	8	0.26%
Barrow County	10	0.33%
Bartow County	7	0.23%
Bibb County	36	1.17%
Brantley County	4	0.13%
Bryan County	5	0.16%
Bulloch County	2	0.07%
Butts County	6	0.20%
Camden County	20	0.65%
Carroll County	3	0.10%
Carrollton City	1	0.03%
Cartersville City	1	0.03%
Chatham County	185	6.02%
Chattooga County	1	0.03%
Cherokee County	79	2.57%
Clarke County	12	0.39%
Clayton County	81	2.63%
Cobb County	426	13.85%
Columbia County	30	0.98%
Coweta County	51	1.66%
Crawford County	3	0.10%
Dalton City	4	0.13%
Dawson County	5	0.16%
Decatur City	13	0.42%
DeKalb County	336	10.93%
Dougherty County	7	0.23%
Douglas County	54	1.76%
Effingham County	6	0.20%
Elbert County	5	0.16%
Emanuel County	1	0.03%
Fannin County	4	0.13%
Fayette County	104	3.38%

<b>School Systems</b>	<b>Number of Students</b>	<b>Percentage of Students Enrolled in GSNS Program</b>
Floyd County	9	0.29%
Forsyth County	101	3.28%
Franklin County	6	0.20%
Fulton County	386	12.55%
Gainesville City	5	0.16%
Glynn County	14	0.46%
Gwinnett County	234	7.61%
Habersham County	2	0.07%
Hall County	9	0.29%
Hancock County	1	0.03%
Harris County	7	0.23%
Hart County	19	0.62%
Henry County	109	3.54%
Houston County	6	0.20%
Irwin County	1	0.03%
Jackson County	4	0.13%
Jasper County	1	0.03%
Jones County	5	0.16%
Lamar County	2	0.07%
Laurens County	1	0.03%
Lee County	2	0.07%
Lowndes County	1	0.03%
Lumpkin County	2	0.07%
Madison County	3	0.10%
Marietta City	11	0.36%
Meriwether County	14	0.46%
Monroe County	2	0.07%
Morgan County	1	0.03%
Murray County	2	0.07%
Muscogee County	12	0.39%
Newton County	69	2.24%
Oconee County	7	0.23%
Odyssey	2	0.07%
Oglethorpe County	3	0.10%
Paulding County	31	1.01%
Peach County	8	0.26%

<b>School Systems</b>	<b>Number of Students</b>	<b>Percentage of Students Enrolled in GSNS Program</b>
Pickens County	2	0.07%
Pierce County	1	0.03%
Pike County	9	0.29%
Pulaski County	2	0.07%
Putnam County	2	0.07%
Richmond County	27	0.88%
Rockdale County	12	0.39%
Social Circle City	2	0.07%
Spalding County	51	1.66%
State Charter Schools II-Atlanta Heights Charter School	1	0.03%
State Charter Schools II-Coweta Charter Academy	2	0.07%
State Charter Schools II-Ivy Preparatory Academy At Gwinnett Inc.	1	0.03%
State Charter Schools-Cherokee Charter Academy	1	0.03%
State Charter Schools-Georgia Connections Academy	2	0.07%
State Charter Schools-Odyssey School	74	2.41%
Stephens County	1	0.03%
Taylor County	1	0.03%
Terrell County	1	0.03%
Tift County	1	0.03%
Toombs County	3	0.10%
Troup County	25	0.81%
Union County	4	0.13%
Walker County	2	0.07%
Walton County	20	0.65%
Ware County	27	0.88%
Washington County	4	0.13%
Wayne County	1	0.03%
White County	1	0.03%
Whitfield County	4	0.13%
Wilcox County	2	0.07%
Wilkinson County	2	0.07%

School Systems	Number of Students	Percentage of Students Enrolled in GSNS Program
Worth County	3	0.10%
<b>Total</b>	<b>3,075</b>	<b>100.00%</b>

# Map: 2013-2014 School Year- School Systems where Georgia Special Needs Scholarship Private Schools Located



## 2013-2014 School Year- GSNS Enrollment by Private School Providers

\*Totals for schools with less than 15 students enrolled are not reported.

School Name	Enrollment Count
ABC Montessori School - 50595	19
Academy at North Fulton - 11164	*
Achievers Learning Academy - 11205	*
Advance Academy - 50596	*
Advance Learning Center - 50597	24
Agape Jr. Academy - 11213	*
Alexsander Academy - 50598	*
Alice Blount Academy - 50599	*
Annointed Word Christian School International - 50601	*
Ash Tree Learning Center - 50602	69
Athens Christian School - 50603	15
Atlanta Country Day School - 50604	*
Atlanta Girl's School - 50605	*
Atlanta Speech School - 50606	*
Augusta Christian Schools - 50607	35
Aurora Strategies Full Day Program - 50608	*
Ava White Academy - 50609	*
Barnes Academy - 50610	20
Bedford School - 50612	81
Benjamin Franklin Academy - 11152	*
Berean Christian Academy - 11290	*
Berean Christian Junior Academy - 11166	*
Bible Baptist Christian School - 50613	*
Bible Baptist School - 11168	*
Blessed Trinity Catholic High School - 11169	*
Braddy Preparatory Academy - 50615	93
Brandon Hall - 50617	*
Braselton Christian Academy - 11215	*
Bridgeway Christian Academy - 50618	*
Brookwood Christian Language School - 50620	29
Brunswick Christian Academy - 50621	*
Byne Christian Academy - 50622	*
Byron Christian Academy - 50623	*
Calvary Christian School of Columbus - 11216	*
Camp Jewell - 11156	22
Campus The - 50625	55
Campus@Columbus - 11291	*

School Name	Enrollment Count
CAN Academy - 11170	15
Center Academy - 50626	40
Central Fellowship Christian Academy - 50627	*
CH Terrell Academy - 50628	*
Chatham Academy at Royce - 50629	32
Christ Lutheran School - 11217	*
Christian Heritage School - 50630	*
Chryalis Experiential Academy - 50631	*
ClearWater Academy - 50632	*
Closer Look Academy - 11211	*
Clover Leaf School - 11235	*
Community Christian School - 50633	*
Community School The - 50634	*
Cornerstone Christian Academy- Royston Loc - 11218	*
Cornerstone Preparatory Academy - 50637	*
Cornerstone Schools Inc. - 50638	*
Cottage School The - 50639	78
Covenant Christian Academy - 50641	16
Covenant Christian Ministries Academy - 50642	*
Covington Academy - 50643	55
Creekside Christian Academy - 50644	*
Cumberland Academy of GA - 50645	56
Cumberland Christian Academy - 11159	17
Curtis Baptist School - 11206	*
Dawson Street Christian School - 50646	47
Decatur Adventist Junior Academy - 50647	*
Dominion Christian High School - 50648	23
Dominion Classical Christian Academy - 11172	*
Duluth Adventist Christian School - 11293	*
Eagles Landing Christian Academy - 50649	18
Eaton Academy - 50650	27
Evangel Temple Christian Academy - 50652	*
Evans Christian Academy - 50653	*
Faith Baptist Christian Academy - 50654	*
Faith Christian Academy of Griffin - 50655	35
Fayette Christian School - 50656	*
Fideles Christian School - 50657	*
Foundations for the Future - 50660	*
Friendship Christian School - 50661	17
Fullington Academy - 50662	*



School Name	Enrollment Count
Furtah Preparatory School - 50663	57
Gatewood Schools - 50666	*
Gerard Preparatory Academy - 50616	24
GracePoint School - 11219	*
Greater Atlanta Adventist Academy - 11161	*
Green Pastures Christian Schools - 50668	*
Greenfield Hebrew Academy of Atlanta - 50669	*
Greenforest McAlep Christian Academy - 50670	*
Griffin Christian High School - 11220	*
Hayden's Way - 50671	*
Heart of Hope Academy - 50672	*
Heirway Christian Academy - 11221	*
Heritage Christian Academy - 11208	*
Heritage Christian School - 50673	*
Hess Academy - 11295	*
Hirsch Academy - 50674	*
Holy Innocent's Episcopal School - 50675	*
Holy Spirit Preparatory School - 50676	*
Hope Springs Christain Learning Center - 11158	*
Hopewell Christian Academy - 50680	21
Horizon Christian Academy - 50681	16
Howard School - 50683	75
In His Image Christian Academy - 11174	*
Jacob's Ladder - 50687	27
John Hancock Academy - 50689	17
Joseph Sams School - 50690	19
Kaleidoscope ABA Inc - 50691	*
Kingdom Academy - 400	*
Kingdom Learning Academy - 11298	*
Kingfisher Academy - 50693	*
King's Way Christian School - 11297	*
Lafayette Christian School - 50694	*
Legacy Community Academy - 50619	*
Life Christian Academy - 11299	21
Light of the World Christian Academy of Atlanta - 50696	17
Lionheart School - 50699	17
Lithia Christian Academy - 50700	15
Loganville Christian - 11300	*
Lyndon Academy - 50701	*
Maranatha Christian Academy - 11224	*

School Name	Enrollment Count
Masada Day and Preparatory School - 11225	*
McGinnis Woods Country Day School - 50702	*
MDE School LLC - 11157	18
Memorial Day School - 50703	47
Mill Springs Academy - 50704	126
Miller's Military Academy - 50705	29
Mohammed Schools of Atlanta - 436	*
Montessori Academy at Sharon Springs - 50707	*
Mount Carmel Christian School - 50710	*
Mount de Sales Academy - 50711	*
MOUNT PARAN CHRISTIAN SCHOOL - 340	*
Mount Pisgah Christian School - 50712	*
Mount Vernon Presbyterian School - 11154	*
Mountain Area Christian Academy - 50713	*
New Beginning Christian School - 50714	*
New Creation Christian Academy - 50716	*
New Life Technical Academy - 11226	*
North Cobb Christian School - 50717	17
Omega Learning Center- Acworth Loc - 50719	30
Omega Learning Center- Douglasville Loc - 50720	31
Omega Learning- Marietta Loc - 50721	*
Omega Learning- Suwanee Loc - 11301	*
Our Lady of Mercy Catholic HS - 50722	*
Owens Christian Preparatory Academy - 50723	*
Paideia School - 50724	*
Peachtree Academy Private School - 50726	*
Peoples Baptist Academy - 11160	*
Perimeter Christian School - 50727	*
Phyllis Academy of Preparatory School - 50728	*
Porter Academy - 50729	43
PRINCE AVENUE CHRISTIAN SCHOOL - 372	*
Providence Christian Academy - 50731	*
Riverside Military Academy - 50732	16
Robert Toombs Christian Academy - 11228	*
Sage School - 50734	*
Saint Andrews Montessori School - 11230	*
Saint Andrew's School - 11303	*
Saint Anne-Pacelli Catholic School - 11231	*
Saint Francis Cabrini Catholic School - 11304	*
Saint George's Episcopal School - 11305	*

School Name	Enrollment Count
Saint Joseph Catholic School - 50736	*
Saint Joseph's Catholic School - 11232	*
Saint Martin's Episcopal - 11306	*
Saint Paul Academy for Boys - 50738	19
Saint Peter Claver Regional Catholic School - 50739	*
Schenck School - 50740	44
Sherwood Christian Academy - 50741	*
Shiloh Christian Academy - 11233	*
Shiloh Hills Christian School - 50742	*
Skipstone Academy - 50743	34
Sola Fide Lutheran School - 11234	*
Solid Foundation - 50744	*
Solid Rock Academy - 50745	40
Sophia Academy - 50746	43
South Atlanta Learning Academy - 50624	*
Southside Christian School - 50748	33
Southwest Atlanta Christian Academy - 50749	*
Sparks Christian Academy - 50750	*
Special Needs School of Gwinnett - 50751	20
ST. FRANCIS DAY SCHOOL - 272	150
ST. PAUL LUTHERAN SCHOOL - 923	*
Stepping Stones Educational Therapy Ctr Inc. - 50752	21
Strong Rock Christian School - 11307	*
Strong Wall Academy - 50754	50
Summit Autism Center of Atlanta - 50755	*
Tattnall Square Academy - 50756	*
The Friends School of Atlanta - 50758	*
The Lighthouse - 50759	39
The SAE School - 11302	*
The Swift School - 50761	66
TLE Christian Academy - 50762	16
Torah Day School of Atlanta - 50763	*
Trinity Chapel Academy - 50764	*
Trinity Christian School of Sharpsburg - 50765	*
Trinity Prep of Loganville - 11210	16
Trinity School - 11237	*
Unity Christian School - 50766	*
Veritas Classical Schools - 50767	*
Victorious Kidz Christian Academy - 50768	*
Waldorf School of Atlanta - 50770	*

School Name	Enrollment Count
Waverly Hall Christian Academy - 50771	*
Westminster Christian Academy - 50772	*
Westminster Schools of Augusta - 50773	*
Westridge Christian Academy - 11309	*
Whitefield Academy - 11162	*
Wildwood Christian Academy - 50774	*
Woodfield Academy Inc. - 50775	34
Woodlee's Christian Academy - 50776	19
Woodward Academy - 149	28
Yeshiva Atlanta High School - 11238	*
Yeshiva Ohr Yisrael of Atlanta - 11308	*
<b>Total</b>	<b>3,075</b>

## 2013-2014 School Year- GSNS Average Tuition Costs by Private School Providers

<b>GSNS Private School</b>	<b>Average Tuition Cost</b>
ABC Montessori School - 50595	\$9,900
Academy at North Fulton - 11164	\$21,711
Achievers Learning Academy - 11205	\$5,450
Advance Academy - 50596	\$8,500
Advance Learning Center - 50597	\$6,708
Agape Jr. Academy - 11213	\$4,000
Alexsander Academy - 50598	\$14,643
Alice Blount Academy - 50599	\$9,500
Annoited Word Christian School International - 50601	\$6,445
Ash Tree Learning Center - 50602	\$7,793
Athens Christian School - 50603	\$6,355
Atlanta Country Day School - 50604	\$21,500
Atlanta Girl's School - 50605	\$19,800
Atlanta Speech School - 50606	\$31,250
Augusta Christian Schools - 50607	\$12,300
Aurora Strategies Full Day Program - 50608	\$22,833
Ava White Academy - 50609	\$12,200
Barnes Academy - 50610	\$6,249
Bedford School - 50612	\$18,682
Benjamin Franklin Academy - 11152	\$31,360
Berean Christian Academy - 11290	\$4,746
Berean Christian Junior Academy - 11166	\$5,650
Bible Baptist Christian School - 50613	\$6,629
Bible Baptist School - 11168	\$5,550
Blessed Trinity Catholic High School - 11169	\$11,100
Braddy Preparatory Academy - 50615	\$10,737
Brandon Hall - 50617	\$28,750
Braselton Christian Academy - 11215	\$9,600
Bridgeway Christian Academy - 50618	\$10,164
Brookwood Christian Language School - 50620	\$13,000
Brunswick Christian Academy - 50621	\$4,253
Byne Christian Academy - 50622	\$4,320
Byron Christian Academy - 50623	\$3,281
Calvary Christian School of Columbus - 11216	\$8,265
Camp Jewell - 11156	\$9,005
Campus The - 50625	\$9,711
Campus@Columbus - 11291	\$8,813

<b>GSNS Private School</b>	<b>Average Tuition Cost</b>
CAN Academy - 11170	\$5,500
Center Academy - 50626	\$15,995
Central Fellowship Christian Academy - 50627	\$7,980
CH Terrell Academy - 50628	\$8,018
Chatham Academy at Royce - 50629	\$15,350
Christ Lutheran School - 11217	\$9,000
Christian Heritage School - 50630	\$11,275
Chryalis Experiential Academy - 50631	\$15,469
ClearWater Academy - 50632	\$21,200
Closer Look Academy - 11211	\$7,094
Clover Leaf School - 11235	\$22,614
Community Christian School - 50633	\$8,680
Community School The - 50634	\$28,600
Cornerstone Christian Academy- Royston Loc - 11218	\$8,980
Cornerstone Preparatory Academy - 50637	\$4,150
Cornerstone Schools Inc. - 50638	\$8,356
Cottage School The - 50639	\$24,101
Covenant Christian Academy - 50641	\$7,163
Covenant Christian Ministries Academy - 50642	\$6,520
Covington Academy - 50643	\$7,864
Creekside Christian Academy - 50644	\$5,150
Cumberland Academy of GA - 50645	\$21,471
Cumberland Christian Academy - 11159	\$6,988
Curtis Baptist School - 11206	\$9,662
Dawson Street Christian School - 50646	\$8,622
Decatur Adventist Junior Academy - 50647	\$4,617
Dominion Christian High School - 50648	\$9,862
Dominion Classical Christian Academy - 11172	\$11,800
Duluth Adventist Christian School - 11293	\$32,450
Eagles Landing Christian Academy - 50649	\$12,164
Eaton Academy - 50650	\$18,433
Evangel Temple Christian Academy - 50652	\$4,545
Evans Christian Academy - 50653	\$6,670
Faith Baptist Christian Academy - 50654	\$3,500
Faith Christian Academy of Griffin - 50655	\$4,851
Fayette Christian School - 50656	\$6,075
Fideles Christian School - 50657	\$5,902
Foundations for the Future - 50660	\$9,430
Friendship Christian School - 50661	\$8,313
Fullington Academy - 50662	\$5,160

<b>GSNS Private School</b>	<b>Average Tuition Cost</b>
Furtah Preparatory School - 50663	\$10,535
Gatewood Schools - 50666	\$6,400
Gerard Preparatory Academy - 50616	\$7,689
GracePoint School - 11219	\$18,500
Greater Atlanta Adventist Academy - 11161	\$5,625
Green Pastures Christian Schools - 50668	\$5,816
Greenfield Hebrew Academy of Atlanta - 50669	\$24,475
Greenforest McAlep Christian Academy - 50670	\$7,489
Griffin Christian High School - 11220	\$4,950
Hayden's Way - 50671	\$11,938
Heart of Hope Academy - 50672	\$18,000
Heirway Christian Academy - 11221	\$5,465
Heritage Christian Academy - 11208	\$6,250
Heritage Christian School - 50673	\$8,683
Hess Academy - 11295	\$14,000
Hirsch Academy - 50674	\$28,500
Holy Innocent's Episcopal School - 50675	\$22,310
Holy Spirit Preparatory School - 50676	\$19,475
Hope Springs Christain Learning Center - 11158	\$8,977
Hopewell Christian Academy - 50680	\$8,660
Horizon Christian Academy - 50681	\$9,022
Howard School - 50683	\$27,366
In His Image Christian Academy - 11174	\$7,500
Jacob's Ladder - 50687	\$30,733
John Hancock Academy - 50689	\$6,000
Joseph Sams School - 50690	\$18,519
Kaleidoscope ABA Inc - 50691	\$22,275
Kingdom Academy - 400	\$4,345
Kingdom Learning Academy - 11298	\$5,000
Kingfisher Academy - 50693	\$8,000
King's Way Christian School - 11297	\$3,466
Lafayette Christian School - 50694	\$7,544
Legacy Community Academy - 50619	\$5,660
Life Christian Academy - 11299	\$8,000
Light of the World Christian Academy of Atlanta - 50696	\$8,547
Lionheart School - 50699	\$25,500
Lithia Christian Academy - 50700	\$6,660
Loganville Christian - 11300	\$8,300
Lyndon Academy - 50701	\$13,000
Maranatha Christian Academy - 11224	\$8,215

<b>GSNS Private School</b>	<b>Average Tuition Cost</b>
Masada Day and Preparatory School - 11225	\$5,425
McGinnis Woods Country Day School - 50702	\$10,340
MDE School LLC - 11157	\$17,000
Memorial Day School - 50703	\$7,809
Mill Springs Academy - 50704	\$21,277
Miller's Military Academy - 50705	\$9,600
Mohammed Schools of Atlanta - 436	\$5,500
Montessori Academy at Sharon Springs - 50707	\$9,006
Mount Carmel Christian School - 50710	\$11,070
Mount de Sales Academy - 50711	\$11,000
MOUNT PARAN CHRISTIAN SCHOOL - 340	\$15,194
Mount Pisgah Christian School - 50712	\$16,963
Mount Vernon Presbyterian School - 11154	\$16,685
Mountain Area Christian Academy - 50713	\$10,100
New Beginning Christian School - 50714	\$4,500
New Creation Christian Academy - 50716	\$4,250
New Life Technical Academy - 11226	\$7,500
North Cobb Christian School - 50717	\$11,147
Omega Learning Center- Acworth Loc - 50719	\$9,980
Omega Learning Center- Douglasville Loc - 50720	\$8,045
Omega Learning- Marietta Loc - 50721	\$9,380
Omega Learning- Suwanee Loc - 11301	\$7,900
Our Lady of Mercy Catholic HS - 50722	\$11,700
Owens Christian Preparatory Academy - 50723	\$13,500
Paideia School - 50724	\$20,247
Peachtree Academy Private School - 50726	\$6,634
Peoples Baptist Academy - 11160	\$7,267
Perimeter Christian School - 50727	\$6,787
Phylê™s Academy of Preparatory School - 50728	\$8,500
Porter Academy - 50729	\$17,236
PRINCE AVENUE CHRISTIAN SCHOOL - 372	\$7,670
Providence Christian Academy - 50731	\$15,776
Riverside Military Academy - 50732	\$29,468
Robert Toombs Christian Academy - 11228	\$4,659
Sage School - 50734	\$17,538
Saint Andrews Montessori School - 11230	\$7,231
Saint Andrew's School - 11303	\$9,475
Saint Anne-Pacelli Catholic School - 11231	\$6,383
Saint Francis Cabrini Catholic School - 11304	\$5,732
Saint George's Episcopal School - 11305	\$9,130



<b>GSNS Private School</b>	<b>Average Tuition Cost</b>
Saint Joseph Catholic School - 50736	\$6,048
Saint Joseph's Catholic School - 11232	\$6,511
Saint Martin's Episcopal - 11306	\$16,600
Saint Paul Academy for Boys - 50738	\$9,000
Saint Peter Claver Regional Catholic School - 50739	\$7,423
Schenck School - 50740	\$27,950
Sherwood Christian Academy - 50741	\$9,430
Shiloh Christian Academy - 11233	\$5,622
Shiloh Hills Christian School - 50742	\$8,767
Skipstone Academy - 50743	\$5,348
Sola Fide Lutheran School - 11234	\$5,500
Solid Foundation - 50744	\$8,000
Solid Rock Academy - 50745	\$8,252
Sophia Academy - 50746	\$20,559
South Atlanta Learning Academy - 50624	\$7,400
Southside Christian School - 50748	\$4,788
Southwest Atlanta Christian Academy - 50749	\$9,771
Sparks Christian Academy - 50750	\$7,432
Special Needs School of Gwinnett - 50751	\$10,500
ST. FRANCIS DAY SCHOOL - 272	\$15,969
ST. PAUL LUTHERAN SCHOOL - 923	\$6,941
Stepping Stones Educational Therapy Ctr Inc. - 50752	\$7,571
Strong Rock Christian School - 11307	\$10,558
Strong Wall Academy - 50754	\$9,651
Summit Autism Center of Atlanta - 50755	\$31,380
Tattnall Square Academy - 50756	\$10,330
The Friends School of Atlanta - 50758	\$17,800
The Lighthouse - 50759	\$10,182
The SAE School - 11302	\$9,741
The Swift School - 50761	\$22,477
TLE Christian Academy - 50762	\$7,560
Torah Day School of Atlanta - 50763	\$13,000
Trinity Chapel Academy - 50764	\$3,400
Trinity Christian School of Sharpsburg - 50765	\$8,018
Trinity Prep of Loganville - 11210	\$8,719
Trinity School - 11237	\$9,850
Unity Christian School - 50766	\$10,273
Veritas Classical Schools - 50767	\$5,565
Victorious Kidz Christian Academy - 50768	\$5,800
Waldorf School of Atlanta - 50770	\$13,358

<b>GSNS Private School</b>	<b>Average Tuition Cost</b>
Waverly Hall Christian Academy - 50771	\$5,500
Westminster Christian Academy - 50772	\$10,615
Westminster Schools of Augusta - 50773	\$12,800
Westridge Christian Academy - 11309	\$8,044
Whitefield Academy - 11162	\$19,800
Wildwood Christian Academy - 50774	\$9,700
Woodfield Academy Inc. - 50775	\$10,740
Woodlee's Christian Academy - 50776	\$5,619
Woodward Academy - 149	\$23,144
Yeshiva Atlanta High School - 11238	\$26,380
Yeshiva Ohr Yisrael of Atlanta - 11308	\$15,950
<b>Average Total</b>	<b>\$13,268</b>