



Richard Woods, Georgia's School Superintendent
"Educating Georgia's Future"

Georgia Special Needs Scholarship Program End of School Year Report 2014-2015 School Year

For the Georgia General Assembly per O.C.G.A. § 20-2-2118

Georgia Department of Education

Table of Contents

Table of Contents.....	i
Executive Summary.....	1
Program Overview – 2014-2015 Georgia Special Needs Scholarship Program.....	2
2014-2015 School Year - Student Participation by Ethnicity.....	3
2014-2015 School Year - Student Participation by Gender.....	4
2014-2015 School Year - Student Participation by Disability Type.....	5
2014-2015 School Year - Student Participation by Grade Level.....	6
2014-2015 School Year - School System of Origin for Georgia Special Needs Scholarship Students.....	7
Map: 2014-2015 School Year - School Systems where Georgia Special Needs Scholarship Private Schools Located.....	11
2014-2015 School Year - GSNS Enrollment by Private School Providers.....	12
2014-2015 School Year - GSNS Average Tuition Costs by Private School Providers.....	16

Executive Summary

Senate Bill 10 as signed into law on May 18, 2007, created the Georgia Special Needs Scholarship (GSNS) Program which allows parents of eligible special needs students to transfer their children to another public school, public school system, state school, or approved participating private school. On July 1, 2013, OCGA § 20-2-2114 was amended to authorize the State Board of Education to waive the prior school year requirement on a case-by-case basis for specific medical needs of a student upon the request of a parent or guardian. On July 1, 2015, OCGA § 20-2-2114 was further amended regarding the prior year enrollment in a Georgia public school requirement shall not apply if the student's parent is an active duty military service member stationed in Georgia within the previous year.

This report represents the results for the 2014 - 2015 school year as required by O.C.G.A. § 20-2-2118, which stipulates that the Governor's Office of Student Achievement, in conjunction with the Georgia Department of Education (GaDOE) shall provide the General Assembly with a report regarding the scholarship program for the previous fiscal year. This was the eighth school year the GSNS Program was administered.

2014 – 2015 Program Highlights

- Number of participating private schools increased from 244 to 245 private schools.
 - 17 was the average number of students enrolled in each private school.
 - 0-160 was the range of students enrolled in each private school.
 - 27 participating private schools did not enroll any students under the GSNS Program.
- Total student participation in the program increased from the previous school year by 568 with 3,643 students enrolled in private schools.
- 2,669 students continued their participation in the program from the previous school year.
- Of the 3,643 students enrolled:
 - 32% Female, 68% Male.
 - 32.86% Black, 59.04% White, and 7.77% Asian/Hispanic/Indian/Multi-Racial/Pacific Islander.
 - 29.67% had a disability type of Specific Learning Disability.
 - 27.97% had a disability type of Other Health Impairment.
- \$20,661,388 was paid in fiscal year 2015 for scholarships to students.
- \$5,720 was the average annual scholarship amount for students.
- \$1,306 - \$19,014 was the range for individual scholarship amounts.
- \$1,200 - \$37,200 was the range of tuition of private schools participating in the GSNS Program.

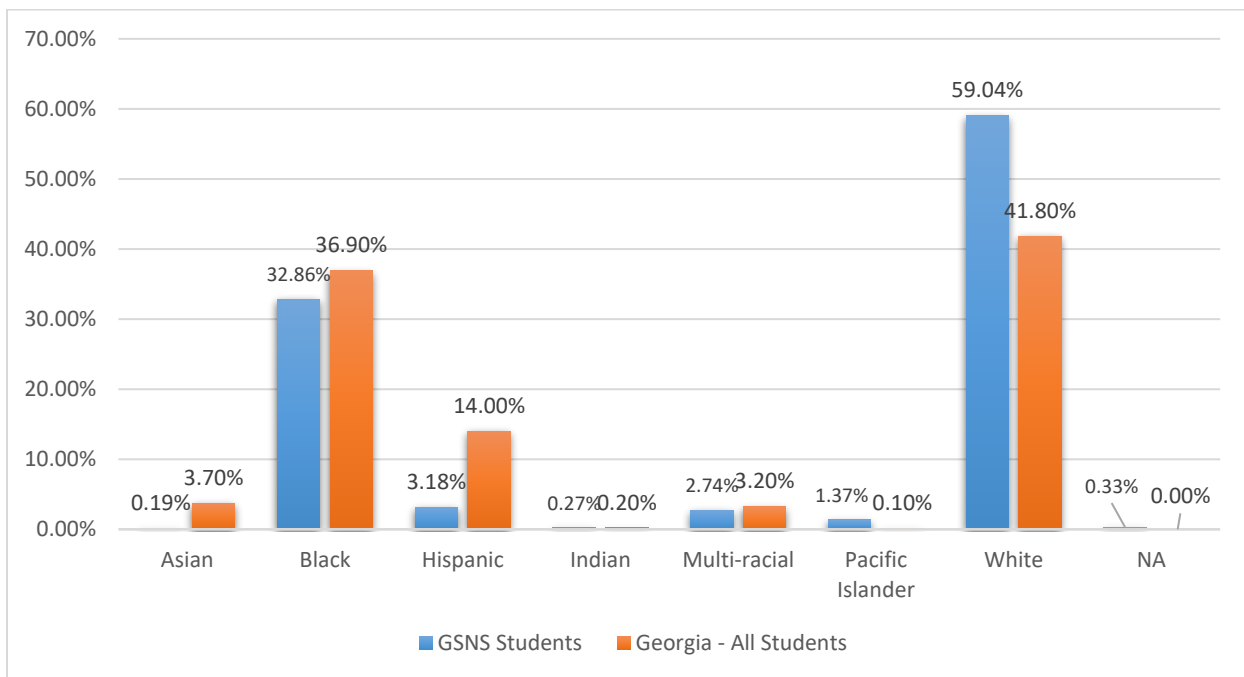
Program Overview – 2014-2015 Georgia Special Needs Scholarship Program

Program Information	Count
Total number of students receiving scholarships during the 2014-2015 school year.	3,643
Total number of new private schools submitting an application for participation in the 2014-2015 school year.	22
Number of new private schools participating in the GSNS Program for the 2014-2015 school year.	17
Number of private schools returning from 2013-2014 school year.	228
Total number of private school participating in GSNS for 2014-2015 school year.	245
Total number of private schools with enrolled GSNS students.	218
Highest enrollment in a single school	160
Range of student enrollment in participating private schools.	0-160
Average number of scholarship students per school.	17
Georgia public school systems impacted by scholarship student withdrawals.	116
Range for number of students withdrawing from a Georgia public school system to use the scholarship at an authorized private school.	1-490
Financial Information	Amounts
Total scholarship payments statewide for FY15.	\$20,661,388
Range of annual scholarship amounts for GSNS students.	\$1,306 - \$19,014
Average annual scholarship amount of the 3,632 students.	\$5,720
Average tuition amount of participating private schools	\$13,308
Range of tuition amounts of participating private schools.	\$1,200 - \$37,200

2014-2015 School Year- Student Participation by Ethnicity

Race/ Ethnicity	Asian	Black	Hispanic	Indian	Multi- racial	Pacific Islander	White	Not Available	Total
GSNS Students	7	1197	116	10	100	50	2151	12	3,643
GA Students*	62,539	627,016	237,361	3,491	55,040	1,965	710,467	0	1,697,879
GSNS Percentage	0.19%	32.86%	3.18%	0.27%	2.74%	1.37%	59.04%	0.33%	100%
GA Percentage	3.7%	36.9%	14.0%	0.2%	3.2%	0.1%	41.8%	0.0%	100%

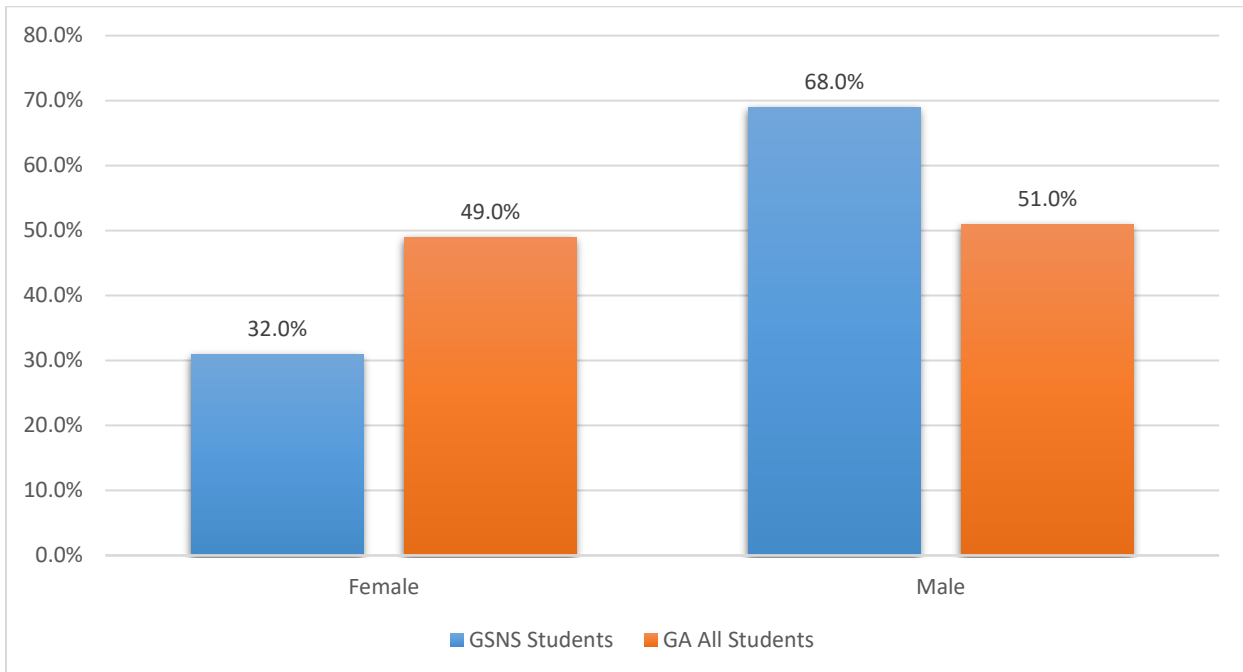
*Enrollment from first FTE count of 2014-2015 school year.



2014-2015 School Year- Student Participation by Gender

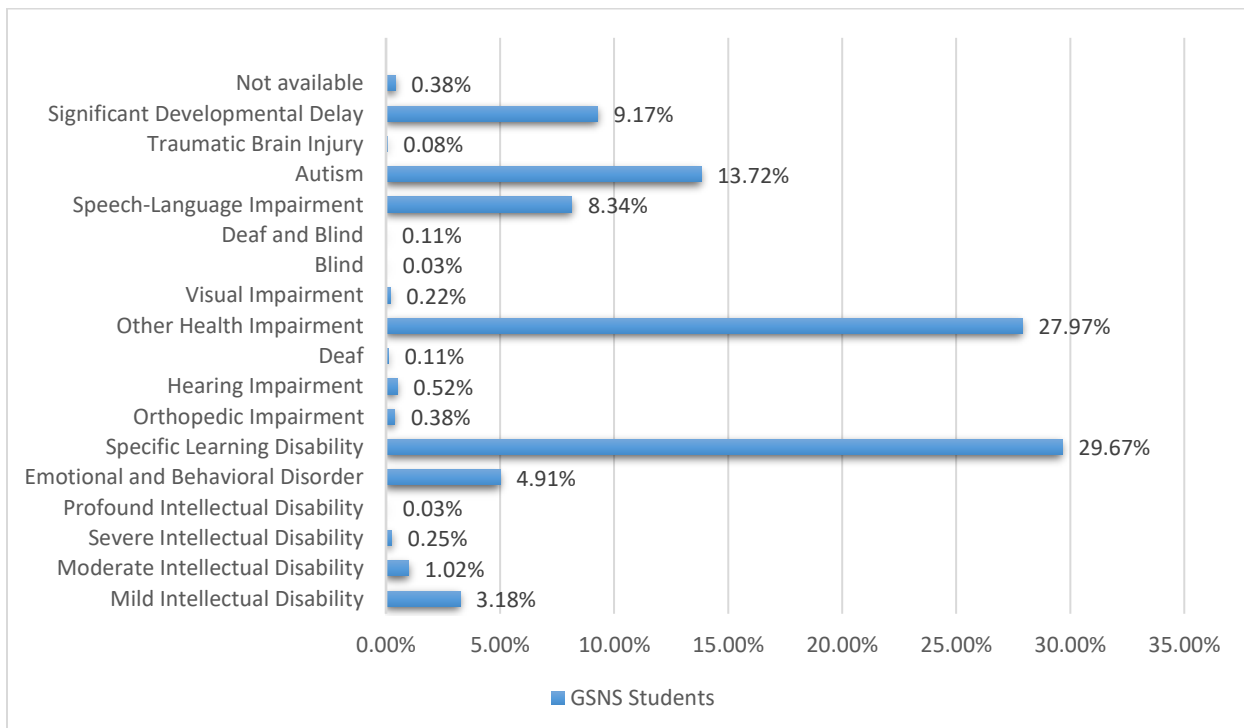
	Female	Male	Total
GSNS Students	1,149	2,494	3,643
GA Students*	830,471	867,408	1,697,879
GSNS Percentage	32%	68%	100%
GA Percentage	49%	51%	100%

*Enrollment from first FTE count of 2013-2014 school year.



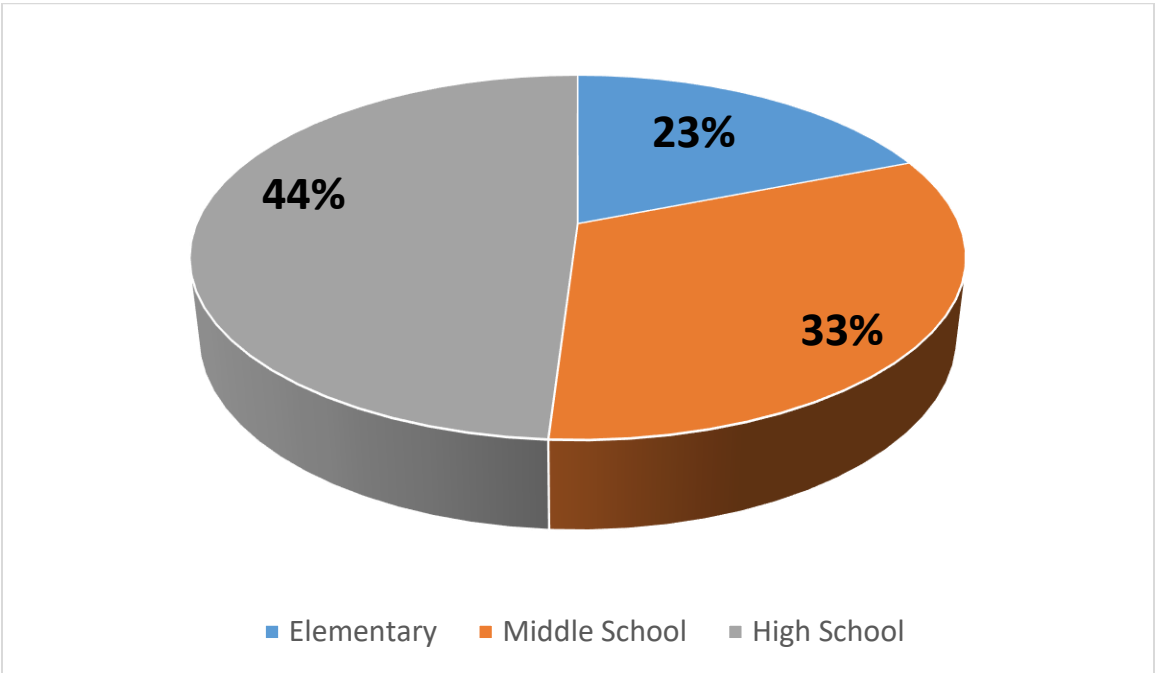
2014-2015 School Year- Student Participation by Disability Type

Primary Area of Exceptionality	Number	Percent
Mild Intellectual Disability	116	3.18%
Moderate Intellectual Disability	37	1.02%
Severe Intellectual Disability	9	0.25%
Profound Intellectual Disability	1	0.03%
Emotional and Behavioral Disorder	179	4.91%
Specific Learning Disability	1,081	29.67%
Orthopedic Impairment	14	0.38%
Hearing Impairment	19	0.52%
Deaf	4	0.11%
Other Health Impairment	1,019	27.97%
Visual Impairment	8	0.22%
Blind	1	0.03%
Deaf and Blind	4	0.11%
Speech-Language Impairment	304	8.34%
Autism	500	13.72%
Traumatic Brain Injury	3	0.08%
Significant Developmental Delay	334	9.17%
Not available	14	0.38%
TOTAL	3,643	100.0%



2014-2015 School Year- Student Participation by Grade Level

Grade Level	Number of Students	Percentage
Elementary	850	23%
Middle School	1,206	33%
High School	1,587	44%
Total	3,643	100%



2014-2015 School Year- School System of Origin for Georgia Special Needs Scholarship Students

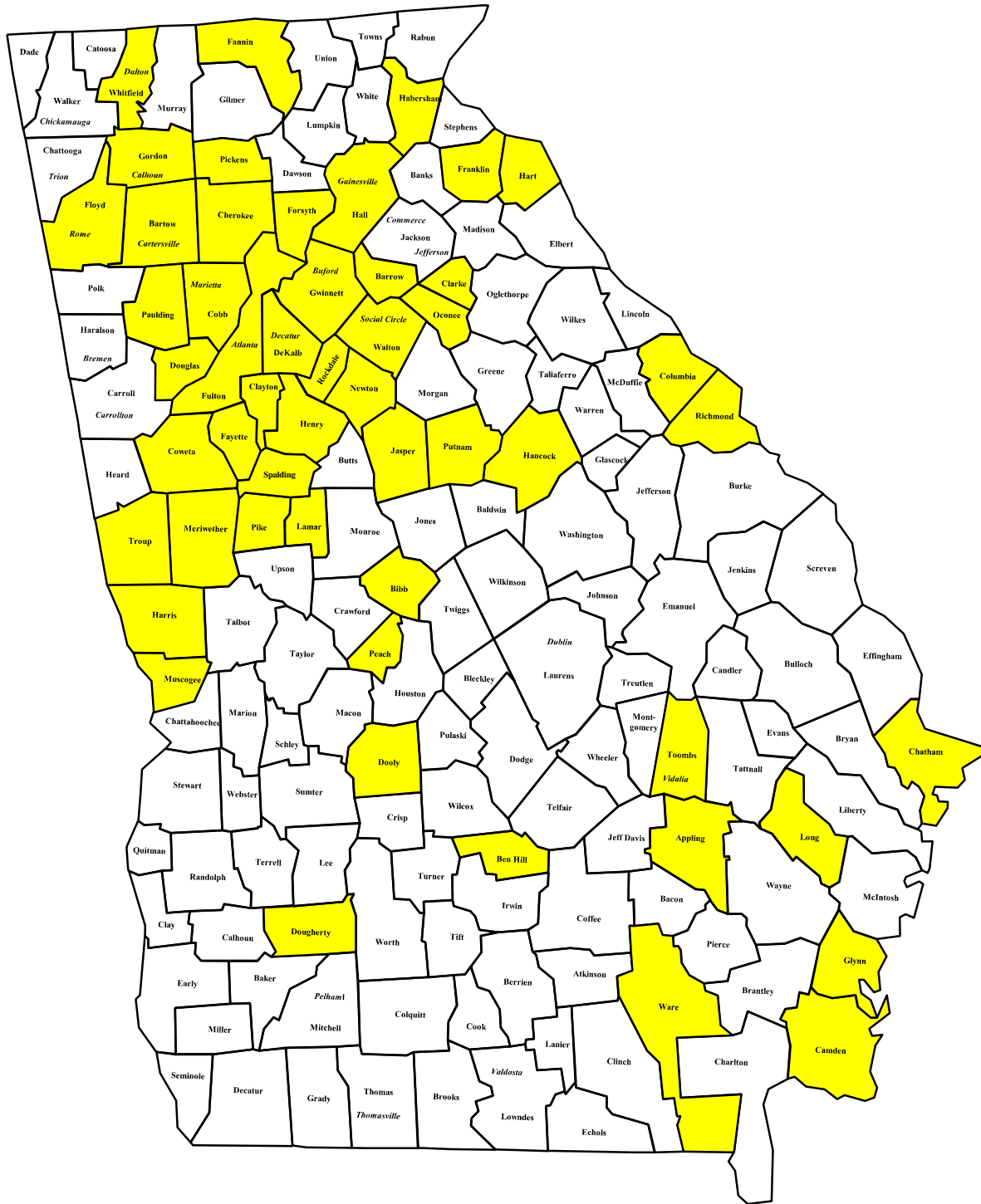
School Systems	Number of Students	Percentage of Students Enrolled in GSNS Program
Atlanta Public Schools	236	6.48%
Baldwin County	12	0.33%
Banks County	1	0.03%
Barrow County	12	0.33%
Bartow County	9	0.25%
Ben Hill County	10	0.27%
Bibb County	40	1.10%
Brantley County	6	0.16%
Bryan County	7	0.19%
Bulloch County	2	0.05%
Butts County	9	0.25%
Camden County	26	0.71%
Carroll County	6	0.16%
Carrollton City	2	0.05%
Cartersville City	3	0.08%
Chatham County	213	5.85%
Chattooga County	1	0.03%
Cherokee County	84	2.31%
Clarke County	13	0.36%
Clayton County	76	2.09%
Cobb County	490	13.45%
Coffee County	1	0.03%
Colquitt County	1	0.03%
Columbia County	27	0.74%
Coweta County	49	1.35%
Crawford County	3	0.08%
Dalton City	5	0.14%
Dawson County	6	0.16%
Decatur City	16	0.44%
DeKalb County	370	10.16%
Dodge County	2	0.05%
Dougherty County	9	0.25%
Douglas County	67	1.84%
Effingham County	9	0.25%
Elbert County	8	0.22%
Fannin County	5	0.14%

School Systems	Number of Students	Percentage of Students Enrolled in GSNS Program
Fayette County	111	3.05%
Floyd County	10	0.27%
Forsyth County	122	3.35%
Franklin County	6	0.16%
Fulton County	481	13.20%
Gainesville City	8	0.22%
Glascocock County	1	0.03%
Glynn County	22	0.60%
Gordon County	1	0.03%
Gwinnett County	260	7.14%
Habersham County	3	0.08%
Hall County	11	0.30%
Hancock County	1	0.03%
Harris County	8	0.22%
Hart County	18	0.49%
Henry County	133	3.65%
Houston County	7	0.19%
Irwin County	2	0.05%
Jackson County	6	0.16%
Jasper County	2	0.05%
Jefferson City	1	0.03%
Jones County	4	0.11%
Lamar County	3	0.08%
Lee County	3	0.08%
Liberty County	2	0.05%
Lowndes County	1	0.03%
Lumpkin County	2	0.05%
Madison County	5	0.14%
Marietta City	10	0.27%
McDuffie County	1	0.03%
Meriwether County	17	0.47%
Monroe County	2	0.05%
Morgan County	1	0.03%
Murray County	2	0.05%
Muscogee County	29	0.80%
Newton County	92	2.53%
Oconee County	6	0.16%
Odyssey	2	0.05%

School Systems	Number of Students	Percentage of Students Enrolled in GSNS Program
Oglethorpe County	3	0.08%
Paulding County	38	1.04%
Peach County	10	0.27%
Pickens County	3	0.08%
Pierce County	3	0.08%
Pike County	9	0.25%
Pulaski County	2	0.05%
Putnam County	3	0.08%
Richmond County	23	0.63%
Rockdale County	16	0.44%
Social Circle City	2	0.05%
Spalding County	61	1.67%
State Charter Schools II-Atlanta Heights Charter School	2	0.05%
State Charter Schools II-Coweta Charter Academy	2	0.05%
State Charter Schools II-Fulton Leadership Academy	2	0.05%
State Charter Schools II-Ivy Preparatory Academy At Gwinnett Inc.	1	0.03%
State Charter Schools-Cherokee Charter Academy	3	0.08%
State Charter Schools-Georgia Connections Academy	5	0.14%
State Charter Schools-Heritage Preparatory Academy School	2	0.05%
State Charter Schools-Ivy Preparatory Young Men's Leadership Academy Inc.	1	0.03%
State Charter Schools-Odyssey School	87	2.39%
State Charter Schools-Scholars Academy Charter School	1	0.03%
Stephens County	2	0.05%
Taylor County	1	0.03%
Terrell County	1	0.03%
Thomaston-Upson County	1	0.03%
Tift County	1	0.03%

School Systems	Number of Students	Percentage of Students Enrolled in GSNS Program
Toombs County	2	0.05%
Troup County	36	0.99%
Union County	3	0.08%
Vidalia City	1	0.03%
Walker County	2	0.05%
Walton County	37	1.02%
Ware County	28	0.77%
Washington County	1	0.03%
Wayne County	1	0.03%
Wheeler County	1	0.03%
White County	1	0.03%
Whitfield County	5	0.14%
Wilcox County	1	0.03%
Wilkinson County	4	0.11%
Worth County	3	0.08%
Totals	3643	100.00%

Map: 2014-2015 School Year- School Systems where Georgia Special Needs Scholarship Private Schools Located



2014-2015 School Year- GSNS Enrollment by Private School Providers

*Totals for schools with less than 15 students enrolled are not reported.

School Name	Enrollment
ABC Montessori School - 50595	16
Academy at North Fulton - 11164	*
Achievers Learning Academy - 11205	*
Advance Academy - 50596	*
Advance Learning Center - 50597	26
Agape Jr. Academy - 11213	*
Alexsander Academy - 50598	21
Alice Blount Academy - 50599	*
Annoited Word Christian School International - 50601	*
Appling Christian Academy - 11311	*
Arlington Christian School - 11316	*
Ash Tree Learning Center - 50602	66
Athens Christian School - 50603	18
Atlanta Country Day School - 50604	*
Atlanta Girl's School - 50605	*
Atlanta Speech School - 50606	*
Atlanta STEM Academy - 11325	*
Augusta Christian Schools - 50607	32
Ava White Academy - 50609	20
Barnes Academy - 50610	18
Bedford School - 50612	88
Benjamin Franklin Academy - 11152	*
Berean Christian Academy - 11290	17
Berean Christian Junior Academy - 11166	*
Bible Baptist Christian School - 50613	*
Bible Baptist School - 11168	*
Blessed Trinity Catholic High School - 11169	*
Braddy Preparatory Academy - 50615	75
Brandon Hall - 50617	*
Braselton Christian Academy - 11215	15
Bridge of Georgia Center The - 11323	24
Bridgeway Christian Academy - 50618	*
Brookwood Christian Language School - 50620	34
Brunswick Christian Academy - 50621	21
Byne Christian Academy - 50622	*
Byron Christian Academy - 50623	*

School Name	Enrollment
Calvary Christian School of Columbus - 11216	*
Camp Jewell - 11156	*
Campus The - 50625	57
Campus@Columbus - 11291	*
CAN Academy - 11170	34
Center Academy - 50626	37
Central Fellowship Christian Academy - 50627	*
CH Terrell Academy - 50628	*
Chatham Academy at Royce - 50629	38
CHEROKEE CHRISTIAN SCHOOLS INC - 297	*
Christian Heritage School - 50630	*
Chryalis Experiential Academy - 50631	*
ClearWater Academy - 50632	*
Closer Look Academy - 11211	*
Clover Leaf School - 11235	*
Community Christian School - 50633	19
Community School The - 50634	*
Cornerstone Christian Academy- Royston Loc - 11218	*
Cornerstone Preparatory Academy - 50637	*
Cornerstone Schools Inc. - 50638	*
Cottage School The - 50639	91
Covenant Christian Academy - 50641	15
Covenant Christian Ministries Academy - 50642	*
Covington Academy - 50643	86
Creekside Christian Academy - 50644	*
CrossPointe Christian Academy - 11315	*
Cumberland Academy of GA - 50645	55
Cumberland Christian Academy - 11159	20
Curtis Baptist School - 11206	*
Dawson Street Christian School - 50646	54
Decatur Adventist Junior Academy - 50647	*
Dominion Christian High School - 50648	33
Duluth Adventist Christian School - 11293	*
Eagles Landing Christian Academy - 50649	21
Eaton Academy - 50650	37
Evangel Temple Christian Academy - 50652	*
Evans Christian Academy - 50653	*
Faith Baptist Christian Academy - 50654	*
Faith Christian Academy of Griffin - 50655	33

School Name	Enrollment
Fayette Christian School - 50656	*
Fideles Christian School - 50657	*
Foundations for the Future - 50660	*
Friendship Christian School - 50661	24
Fullington Academy - 50662	*
Furtah Preparatory School - 50663	45
Gatewood Schools - 50666	*
Gerard Preparatory Academy - 50616	21
Grace Christian Academy - 11312	*
GracePoint School - 11219	*
Greater Atlanta Adventist Academy - 11161	*
Green Pastures Christian Schools - 50668	*
Greenfield Hebrew Academy of Atlanta - 50669	*
Greenforest McAlep Christian Academy - 50670	26
Griffin Christian High School - 11220	*
Hayden's Way - 50671	*
Heart of Hope Academy - 50672	*
Heirway Christian Academy - 11221	*
Heritage Christian Academy - 11208	*
Heritage Christian School - 50673	*
Hess Academy - 11295	*
Hirsch Academy - 50674	*
Holy Innocent's Episcopal School - 50675	*
Holy Spirit Preparatory School - 50676	*
Hope Springs Christain Learning Center - 11158	*
Horizon Christian Academy - 50681	17
Howard School - 50683	82
Imhotep Academy - 11223	*
In His Image Christian Academy - 11174	*
Jacob's Ladder - 50687	34
John Hancock Academy - 50689	16
Joseph Sams School - 50690	26
Kaleidoscope ABA Inc - 50691	*
Kingfisher Academy - 50693	*
King's Way Christian School - 11297	*
Lafayette Christian School - 50694	*
Legacy Community Academy - 50619	*
Life Christian Academy - 11299	72
Light of the World Christian Academy of Atlanta - 50696	21

School Name	Enrollment
Link School The - 11322	*
Lionheart School - 50699	18
Lithia Christian Academy - 50700	15
Living Way Christian Academy - 11153	*
Loganville Christian - 11300	*
Lyndon Academy - 50701	*
Maranatha Christian Academy - 11224	*
Masada Day and Preparatory School - 11225	*
McGinnis Woods Country Day School - 50702	*

2014-2015 School Year- GSNS Average Tuition Costs by Private School Providers

GSNS Private School	Average Tuition Cost
ABC Montessori School - 50595	\$10,281
Academy at North Fulton - 11164	\$24,998
Achievers Learning Academy - 11205	\$6,200
Advance Academy - 50596	\$8,500
Advance Learning Center - 50597	\$6,485
Agape Jr. Academy - 11213	\$4,100
Alexsander Academy - 50598	\$14,786
Alice Blount Academy - 50599	\$9,500
Annoited Word Christian School International - 50601	\$6,311
Appling Christian Academy - 11311	\$4,000
Arlington Christian School - 11316	\$8,850
Ash Tree Learning Center - 50602	\$7,790
Athens Christian School - 50603	\$6,793
Atlanta Country Day School - 50604	\$21,000
Atlanta Girl's School - 50605	\$21,000
Atlanta Speech School - 50606	\$32,813
Atlanta STEM Academy - 11325	\$8,990
Augusta Christian Schools - 50607	\$12,300
Ava White Academy - 50609	\$13,030
Barnes Academy - 50610	\$6,734
Bedford School - 50612	\$16,820
Benjamin Franklin Academy - 11152	\$28,818
Berean Christian Academy - 11290	\$4,749
Berean Christian Junior Academy - 11166	\$5,982
Bible Baptist Christian School - 50613	\$6,661
Bible Baptist School - 11168	\$5,840
Blessed Trinity Catholic High School - 11169	\$11,600
Braddy Preparatory Academy - 50615	\$10,740
Brandon Hall - 50617	\$29,750
Braselton Christian Academy - 11215	\$9,600
Bridge of Georgia Center The - 11323	\$7,305
Bridgeway Christian Academy - 50618	\$10,550
Brookwood Christian Language School - 50620	\$13,000
Brunswick Christian Academy - 50621	\$4,732
Byne Christian Academy - 50622	\$4,420
Byron Christian Academy - 50623	\$3,682

GSNS Private School	Average Tuition Cost
Calvary Christian School of Columbus - 11216	\$8,141
Camp Jewell - 11156	\$8,985
Campus The - 50625	\$9,713
Campus@Columbus - 11291	\$9,430
CAN Academy - 11170	\$5,500
Center Academy - 50626	\$16,263
Central Fellowship Christian Academy - 50627	\$7,980
CH Terrell Academy - 50628	\$8,124
Chatham Academy at Royce - 50629	\$15,800
CHEROKEE CHRISTIAN SCHOOLS INC - 297	\$10,800
Christian Heritage School - 50630	\$13,224
Chryalis Experiential Academy - 50631	\$17,223
ClearWater Academy - 50632	\$20,125
Closer Look Academy - 11211	\$6,780
Clover Leaf School - 11235	\$24,213
Community Christian School - 50633	\$9,165
Community School The - 50634	\$28,600
Cornerstone Christian Academy- Royston Loc - 11218	\$8,980
Cornerstone Preparatory Academy - 50637	\$4,820
Cornerstone Schools Inc. - 50638	\$8,000
Cottage School The - 50639	\$24,695
Covenant Christian Academy - 50641	\$7,500
Covenant Christian Ministries Academy - 50642	\$6,520
Covington Academy - 50643	\$7,965
Creekside Christian Academy - 50644	\$5,467
CrossPointe Christian Academy - 11315	\$7,225
Cumberland Academy of GA - 50645	\$22,100
Cumberland Christian Academy - 11159	\$6,948
Curtis Baptist School - 11206	\$9,230
Dawson Street Christian School - 50646	\$8,643
Decatur Adventist Junior Academy - 50647	\$4,947
Dominion Christian High School - 50648	\$9,992
Duluth Adventist Christian School - 11293	\$5,782
Eagles Landing Christian Academy - 50649	\$12,982
Eaton Academy - 50650	\$18,103
Evangel Temple Christian Academy - 50652	\$4,769
Evans Christian Academy - 50653	\$6,884
Faith Baptist Christian Academy - 50654	\$2,642
Faith Christian Academy of Griffin - 50655	\$5,155

GSNS Private School	Average Tuition Cost
Fayette Christian School - 50656	\$6,500
Fideles Christian School - 50657	\$5,902
Foundations for the Future - 50660	\$9,430
Friendship Christian School - 50661	\$9,470
Fullington Academy - 50662	\$5,160
Furtah Preparatory School - 50663	\$10,920
Gatewood Schools - 50666	\$6,520
Gerard Preparatory Academy - 50616	\$7,843
Grace Christian Academy - 11312	\$5,500
GracePoint School - 11219	\$18,500
Greater Atlanta Adventist Academy - 11161	\$5,613
Green Pastures Christian Schools - 50668	\$6,130
Greenfield Hebrew Academy of Atlanta - 50669	\$26,528
Greenforest McAlep Christian Academy - 50670	\$7,059
Griffin Christian High School - 11220	\$4,740
Hayden's Way - 50671	\$12,056
Heart of Hope Academy - 50672	\$18,000
Heirway Christian Academy - 11221	\$5,646
Heritage Christian Academy - 11208	\$6,250
Heritage Christian School - 50673	\$8,813
Hess Academy - 11295	\$14,990
Hirsch Academy - 50674	\$28,500
Holy Innocent's Episcopal School - 50675	\$22,310
Holy Spirit Preparatory School - 50676	\$19,399
Hope Springs Christain Learning Center - 11158	\$8,978
Horizon Christian Academy - 50681	\$9,468
Howard School - 50683	\$28,770
Imhotep Academy - 11223	\$7,633
In His Image Christian Academy - 11174	\$7,500
Jacob's Ladder - 50687	\$30,826
John Hancock Academy - 50689	\$6,000
Joseph Sams School - 50690	\$18,745
Kaleidoscope ABA Inc - 50691	\$22,275
Kingfisher Academy - 50693	\$8,000
King's Way Christian School - 11297	\$4,025
Lafayette Christian School - 50694	\$8,031
Legacy Community Academy - 50619	\$6,851
Life Christian Academy - 11299	\$7,333
Light of the World Christian Academy of Atlanta - 50696	\$8,614

GSNS Private School	Average Tuition Cost
Link School The - 11322	\$8,900
Lionheart School - 50699	\$25,556
Lithia Christian Academy - 50700	\$6,687
Living Way Christian Academy - 11153	\$7,000
Loganville Christian - 11300	\$8,900
Lyndon Academy - 50701	\$12,800
Maranatha Christian Academy - 11224	\$9,258
Masada Day and Preparatory School - 11225	\$9,840
McGinnis Woods Country Day School - 50702	\$10,667
MDE School LLC - 11157	\$17,000
Memorial Day School - 50703	\$7,911
Mill Springs Academy - 50704	\$21,463
Miller's Military Academy - 50705	\$9,323
Mohammed Schools of Atlanta - 436	\$5,500
Montessori Academy at Sharon Springs - 50707	\$8,956
Montessori Children's House of North Forsyth - 50708	\$7,500
Mount Carmel Christian School - 50710	\$10,573
Mount de Sales Academy - 50711	\$11,590
MOUNT PARAN CHRISTIAN SCHOOL - 340	\$15,901
Mount Pisgah Christian School - 50712	\$16,893
Mount Vernon Presbyterian School - 11154	\$17,242
Mountain Area Christian Academy - 50713	\$9,756
New Beginning Christian School - 50714	\$3,750
New Creation Christian Academy - 50716	\$4,809
New Life Academy - 11313	\$8,500
New Life Technical Academy - 11226	\$7,500
North Cobb Christian School - 50717	\$11,465
Notre Dame Academy - 11321	\$11,200
Omega Learning Center- Acworth Loc - 50719	\$9,973
Omega Learning Center- Douglasville Loc - 50720	\$8,267
Omega Learning Center- Johns Creek loc - 11240	\$7,998
Omega Learning- Marietta Loc - 50721	\$9,960
Omega Learning- Suwanee Loc - 11301	\$9,500
Omega Lrng Center- Indian Hills - 11318	\$8,875
Omega Lrng Center- Woodstock - 11319	\$9,980
Our Lady of Mercy Catholic HS - 50722	\$11,800
Owens Christian Preparatory Academy - 50723	\$13,500
Paideia School - 50724	\$21,564
Peachtree Academy Private School - 50726	\$6,702

GSNS Private School	Average Tuition Cost
Peoples Baptist Academy - 11160	\$7,580
Perimeter Christian School - 50727	\$9,800
Phyl's Academy of Preparatory School - 50728	\$8,100
Piedmont School of Atlanta - 11317	\$22,500
Porter Academy - 50729	\$17,694
PRINCE AVENUE CHRISTIAN SCHOOL - 372	\$8,064
Providence Christian Academy - 50731	\$17,067
Riverside Military Academy - 50732	\$28,281
Robert Toombs Christian Academy - 11228	\$4,937
Sage School - 50734	\$18,387
Saint Andrews Montessori School - 11230	\$7,231
Saint Andrew's School - 11303	\$10,900
Saint Anne-Pacelli Catholic School - 11231	\$7,067
Saint Francis Cabrini Catholic School - 11304	\$5,961
Saint George's Episcopal School - 11305	\$9,310
Saint John Academy - 11320	\$5,000
Saint Joseph Catholic School - 50736	\$6,048
Saint Joseph's Catholic School - 11232	\$7,102
Saint Martin's Episcopal - 11306	\$17,600
Saint Peter Claver Regional Catholic School - 50739	\$6,610
Schenck School - 50740	\$28,930
Sherwood Christian Academy - 50741	\$9,430
Shiloh Christian Academy - 11233	\$4,922
Shiloh Hills Christian School - 50742	\$7,998
Skipstone Academy - 50743	\$5,473
Sola Fide Lutheran School - 11234	\$5,100
Solid Foundation - 50744	\$7,500
Solid Rock Academy - 50745	\$9,414
Sophia Academy - 50746	\$20,853
Southside Christian School - 50748	\$5,801
Southwest Atlanta Christian Academy - 50749	\$9,475
Sparks Christian Academy - 50750	\$7,479
Special Needs School of Gwinnett - 50751	\$10,920
ST. FRANCIS DAY SCHOOL - 272	\$17,287
ST. PAUL LUTHERAN SCHOOL - 923	\$7,590
Stepping Stones Educational Therapy Ctr Inc. - 50752	\$7,875
Strong Rock Christian School - 11307	\$10,772
Strong Wall Academy - 50754	\$8,362
Summit Autism Center of Atlanta - 50755	\$31,380

GSNS Private School	Average Tuition Cost
Tattnall Square Academy - 50756	\$11,062
The Friends School of Atlanta - 50758	\$18,375
The Heritage School - 11329	\$14,950
The Lighthouse - 50759	\$10,297
The SAE School - 11302	\$9,535
The Swift School - 50761	\$23,066
TLE Christian Academy - 50762	\$7,838
Torah Day School of Atlanta - 50763	\$13,583
Trinity Christian School of Sharpsburg - 50765	\$8,167
Trinity Prep of Loganville - 11210	\$8,641
Trinity School - 11237	\$9,850
Unity Christian School - 50766	\$10,427
Veritas Classical Schools - 50767	\$5,815
Victorious Kidz Christian Academy - 50768	\$5,580
Waldorf School of Atlanta - 50770	\$14,835
Waverly Hall Christian Academy - 50771	\$5,500
Westminster Christian Academy - 50772	\$10,329
Westminster Schools of Augusta - 50773	\$12,800
Westridge Christian Academy - 11309	\$8,035
Whitefield Academy - 11162	\$19,800
Wildwood Christian Academy - 50774	\$9,700
Wilson Academy - 11324	\$7,230
Woodfield Academy Inc. - 50775	\$11,123
Woodward Academy - 149	\$24,236
Yeshiva Atlanta High School - 11238	\$27,600
Yeshiva Ohr Yisrael of Atlanta - 11308	\$17,750
Average Total	\$13,308