



Richard Woods, Georgia's School Superintendent
"Educating Georgia's Future"

Georgia Special Needs Scholarship Program End of School Year Report 2017-2018 School Year

For the Georgia General Assembly per O.C.G.A. § 20-2-2118

Table of Contents

Contents

Table of Contents.....	i
Executive Summary.....	1
Program Overview	2
2017-2018 School Year - Student Participation by Ethnicity.....	3
2017-2018 School Year - Student Participation by Gender	4
2017-2018 School Year - Student Participation by Grade Level.....	6
2017-2018 School Year - School System of Origin for Georgia Special Needs Scholarship Students	7
Map: 2017-2018 School Year - School Systems where Georgia Special Needs Scholarship Private Schools Located	11
2017-2018 School Year - Student Participation by Private School.....	12
2017-2018 School Year - GSNS Average Tuition Costs by Private School Providers	19
2017-2018 School Year – Student Reading and Mathematics Assessment Performance	26

Executive Summary

Senate Bill 10 as signed into law on May 18, 2007, created the Georgia Special Needs Scholarship (GSNS) Program which allows parents of eligible special needs students to transfer their children to another public school, public school system, state school, or approved participating private school. On July 1, 2013, OCGA § 20-2-2114 was amended to authorize the State Board of Education to waive the prior school year requirement on a case-by-case basis for specific medical needs of a student upon the request of a parent or guardian. On July 1, 2015, OCGA § 20-2-2114 was further amended so that prior year enrollment in a Georgia public school requirement shall not apply if the student's parent is an active duty military service member stationed in Georgia within the previous year.

This report represents the results for the 2017-2018 school year as required by O.C.G.A. § 20-2-2118, which stipulates that the Governor's Office of Student Achievement, in conjunction with the Georgia Department of Education (GaDOE) shall provide the General Assembly with a report regarding the scholarship program for the previous fiscal year. This was the eleventh school year the GSNS Program was administered.

2017-2018 Program Highlights

- Number of participating private schools increased from 248 to 249 private schools.
 - **19** was the average number of students enrolled in each private school.
 - **1-166** was the range of students enrolled in each private school.
- Total student participation in the program increased from the previous school year by **111** with **4,664** students enrolled in private schools.
- **3,321** students continued their participation in the program from the previous school year.
- Of the **4,664** students enrolled:
 - **33%** Female, **67%** Male
 - **34.91%** Black, **53.86%** White, and **11.23%** Asian/Hispanic/Native American/Multi-Racial.
 - **30.46%** had a disability type of Specific Learning Disability.
 - **27.29%** had a disability type of Other Health Impairment.

- **\$29,025,673** was paid in fiscal year **2018** for scholarships to students.
- **\$6,672.14** was the average annual scholarship amount for students.
- **\$646 - \$14,454** was the range of tuition per student of private schools participating in the GSNS Program.

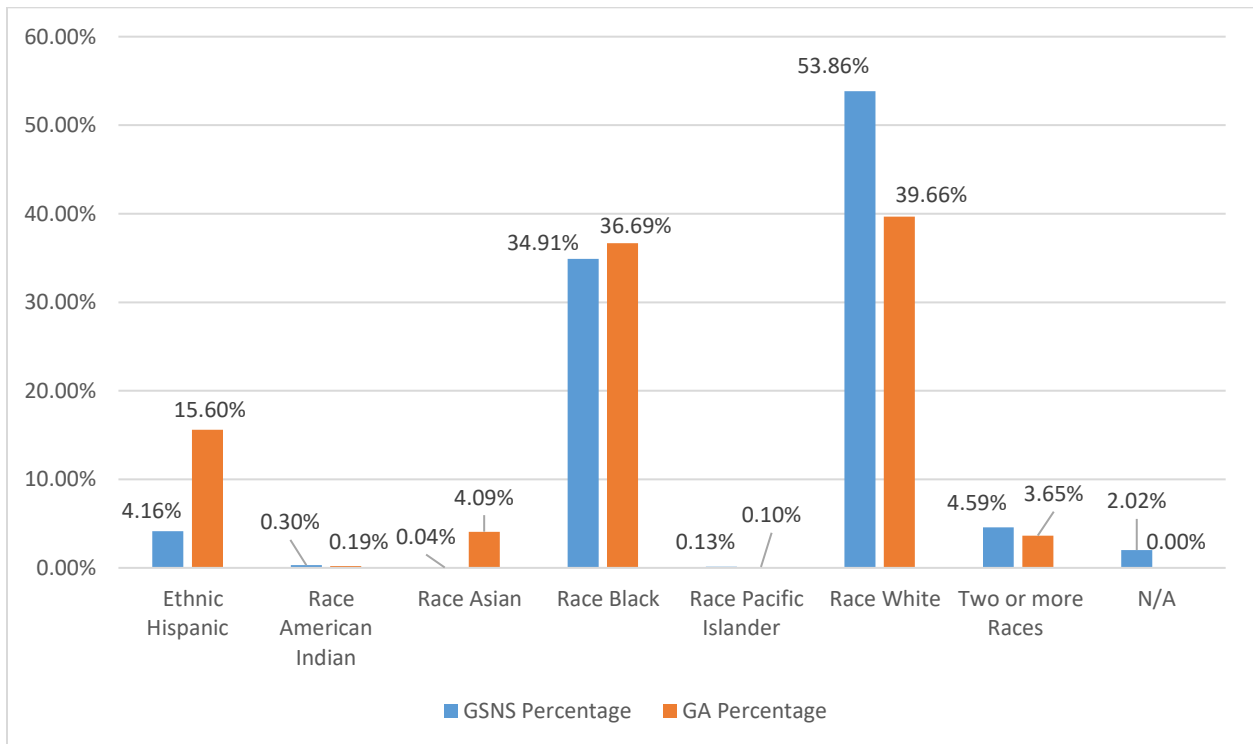
**Program Overview –
2017-2018 Georgia Special Needs Scholarship Program**

Program Information	Count
Total number of students receiving scholarships at start of the 2017-2018 school year.	4,664
Total number of new private schools submitting an application for participation in the 2017-2018 school year.	12
Number of new private schools participating in the GSNS Program for the 2017-2018 school year.	11
Number of private schools returning from 2017-2018 school year.	231
Total number of private schools participating in GSNS for 2017-2018 school year.	249
Total number of private schools with enrolled GSNS students.	245
Highest enrollment in a single school.	166
Range of student enrollment in participating private schools.	1-166
Average number of scholarship students per school.	19
Georgia public school systems impacted by scholarship student withdrawals.	122
Range for number of students withdrawing from a Georgia public school system to use the scholarship at an authorized private school.	1-576
Financial Information	Amounts
Total scholarship payments statewide for FY18.	\$29,025,673
Range of annual scholarship amounts for GSNS students.	\$646 - \$14,454
Average annual scholarship amount.	\$6,672
Average annual payment amount of participating private schools	\$119,941
Range of annual tuition amounts of participating private schools.	\$4,600 - \$3,716,017

2017-2018 School Year- Student Participation by Ethnicity

Race/ Ethnicity	Ethnic Hispanic	Race American Indian	Race Asian	Race Black	Race Pacific Islander	Race White	Two or more Races	N/A	Total
GSNS Students	194	14	2	1,628	6	2,512	214	94	4,664
GA Students*	275,991	3,440	72,392	648,917	1,839	701,424	64,639	-	1,768,642
GSNS Percentage	4.16%	0.30%	0.04%	34.91%	0.13%	53.86%	4.59%	2.02%	100.00%
GA Percentage	15.60%	0.19%	4.09%	36.69%	0.10%	39.66%	3.65%	0.00%	100.00%

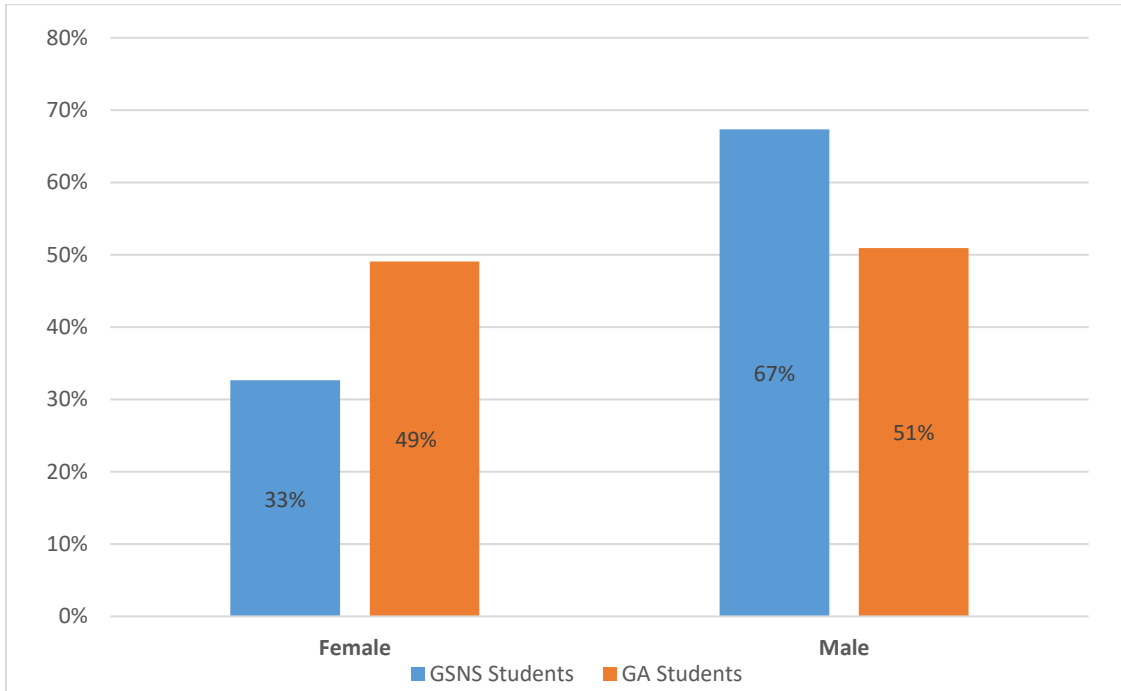
*Enrollment from October 3, 2017 FTE count of 2018-1 Report.



2017-2018 School Year- Student Participation by Gender

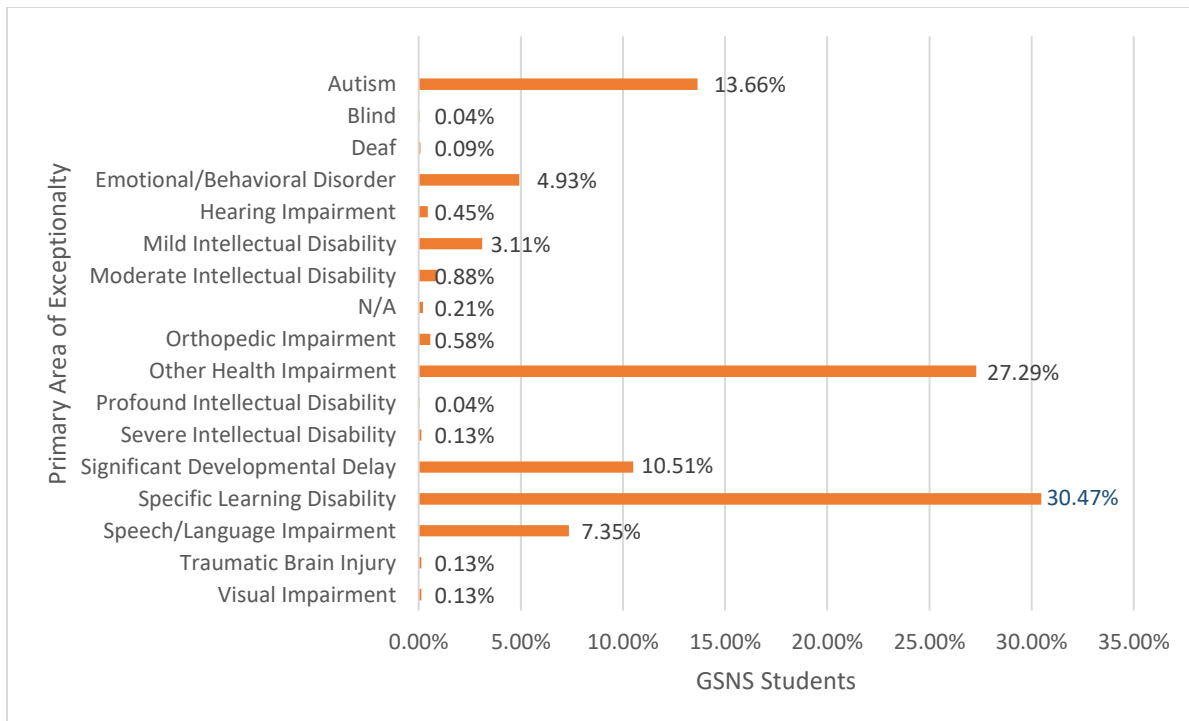
	Female	Male	Total
GSNS Students	1,524	3,140	4,664
GA Students	863,867	904,820	1,768,687
GSNS Percentage	33%	67%	100%
GA Percentage	49%	51%	100%

*Enrollment from October 3, 2017 FTE count of 2018-1 Report.



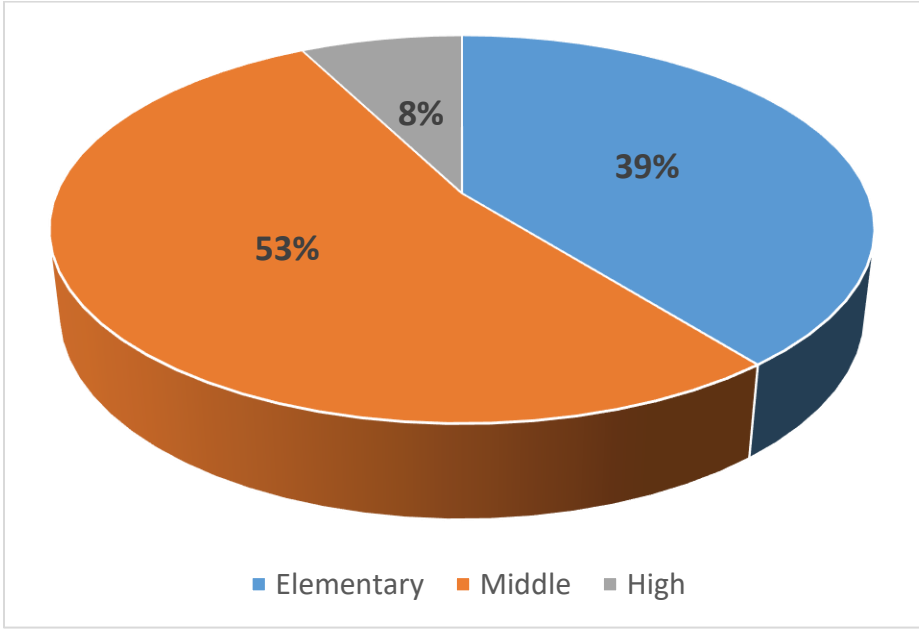
2017-2018 School Year - Student Participation by Disability Type

Primary Area of Exceptionality	Number	Percent
Autism	637	13.66%
Blind	2	0.04%
Deaf	4	0.09%
Emotional/Behavioral Disorder	230	4.93%
Hearing Impairment	21	0.45%
Mild Intellectual Disability	145	3.11%
Moderate Intellectual Disability	41	0.88%
N/A	10	0.21%
Orthopedic Impairment	27	0.58%
Other Health Impairment	1273	27.29%
Profound Intellectual Disability	2	0.04%
Severe Intellectual Disability	6	0.13%
Significant Developmental Delay	490	10.51%
Specific Learning Disability	1,421	30.47%
Speech/Language Impairment	343	7.35%
Traumatic Brain Injury	6	0.13%
Visual Impairment	6	0.13%
Grand Total	4,664	100.00%



2017-2018 School Year- Student Participation by Grade Level

Grade Level	Number	Percent
Elementary	1,833	39%
Middle	2,477	53%
High	354	8%
Total	4,664	100%



2017-2018 School Year- School System of Origin for Georgia Special Needs Scholarship Students

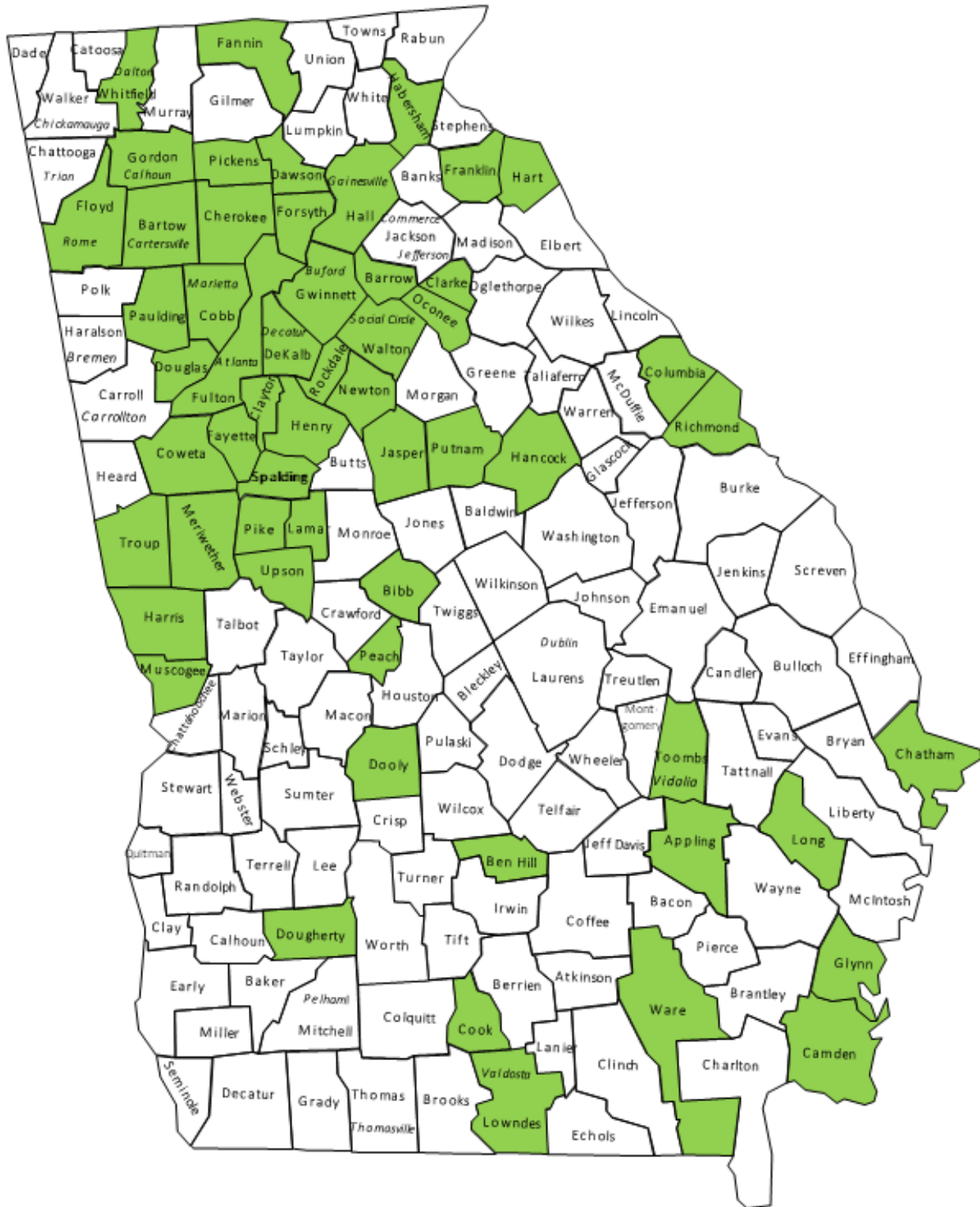
School System	Number of Students	Percentage of Students Enrolled in GSNS Program
Atlanta Public Schools	303	6.52%
Baldwin County	8	0.17%
Banks County	1	0.02%
Barrow County	11	0.24%
Bartow County	11	0.24%
Ben Hill County	11	0.24%
Bibb County	48	1.03%
Brantley County	9	0.19%
Bryan County	8	0.17%
Bulloch County	2	0.04%
Butts County	14	0.30%
Calhoun City	1	0.02%
Camden County	34	0.73%
Carroll County	8	0.17%
Carrollton City	1	0.02%
Cartersville City	4	0.09%
Chattooga County	1	0.02%
Cherokee County	115	2.47%
City Schools of Decatur	23	0.49%
Clarke County	17	0.36%
Clayton County	120	2.57%
Cobb County	573	12.28%
Colquitt County	2	0.04%
Columbia County	21	0.45%
Coweta County	68	1.46%
Crawford County	6	0.13%
Dalton Public Schools	5	0.11%
Dawson County	4	0.09%
DeKalb County	576	12.35%
Dodge County	2	0.04%
Dougherty County	1	0.02%
Douglas County	77	1.65%
Effingham County	10	0.21%
Elbert County	6	0.13%
Evans County	1	0.02%
Fannin County	8	0.17%

School System	Number of Students	Percentage of Students Enrolled in GSNS Program
Fayette County	151	3.24%
Floyd County	6	0.13%
Forsyth County	150	3.22%
Franklin County	13	0.28%
Fulton County	471	10.10%
Gainesville City	4	0.09%
Glascocock County	1	0.02%
Glynn County	24	0.51%
Gordon County	3	0.06%
Griffin-Spalding County	87	1.86%
Gwinnett County	304	6.52%
Habersham County	9	0.19%
Hall County	21	0.45%
Harris County	8	0.17%
Hart County	22	0.47%
Henry County	228	4.89%
Houston County	15	0.32%
Irwin County	3	0.06%
Jackson County	14	0.30%
Jasper County	5	0.11%
Jefferson City	2	0.04%
Jones County	8	0.17%
Lamar County	9	0.19%
Lee County	3	0.06%
Liberty County	5	0.11%
Long County	2	0.04%
Lowndes County	2	0.04%
Lumpkin County	3	0.06%
Macon County	1	0.02%
Madison County	8	0.17%
Marietta City	10	0.21%
McIntosh County	2	0.04%
Meriwether County	13	0.28%
Mitchell County	1	0.02%
Monroe County	5	0.11%
Morgan County	1	0.02%
Murray County	2	0.04%
Muscogee County	54	1.16%

School System	Number of Students	Percentage of Students Enrolled in GSNS Program
Newton County	92	1.97%
Oconee County	5	0.11%
Oglethorpe County	4	0.09%
Paulding County	71	1.52%
Peach County	8	0.17%
Pickens County	3	0.06%
Pierce County	6	0.13%
Pike County	14	0.30%
Pulaski County	4	0.09%
Putnam County	3	0.06%
Richmond County	41	0.88%
Rockdale County	28	0.60%
Savannah-Chatham County	276	5.92%
Screven County	1	0.02%
Social Circle City	4	0.09%
State Charter Schools II-Coweta Charter Academy	5	0.11%
State Charter Schools II-Fulton Leadership Academy	2	0.04%
State Charter Schools-Cherokee Charter Academy	2	0.04%
State Charter Schools-Dubois Integrity Academy	1	0.02%
State Charter Schools-Georgia Connections Academy	32	0.69%
State Charter Schools-Georgia Cyber Academy	71	1.52%
State Charter Schools-Georgia School for Innovation and the Classics	1	0.02%
State Charter Schools-Heritage Preparatory Academy School	1	0.02%
State Charter Schools-International Charter School of Atlanta	1	0.02%
State Charter Schools-Ivy Preparatory Academy Inc	2	0.04%
State Charter Schools-Ivy Preparatory Young Men's Leadership Academy Inc.	4	0.09%
State Charter Schools-Odyssey Charter School	41	0.88%
State Charter Schools-Scholars Academy Charter School	1	0.02%
State Charter Schools-Utopian Academy for the Arts Charter School	1	0.02%
State Schools-Atlanta Area School for the Deaf	2	0.04%
Stephens County	3	0.06%

School System	Number of Students	Percentage of Students Enrolled in GSNS Program
Sumter County	1	0.02%
Talbot County	1	0.02%
Taylor County	1	0.02%
Terrell County	1	0.02%
Thomaston-Upson County	1	0.02%
Toombs County	2	0.04%
Troup County	34	0.73%
Union County	6	0.13%
Walker County	4	0.09%
Walton County	57	1.22%
Ware County	25	0.54%
Washington County	2	0.04%
Wheeler County	1	0.02%
White County	2	0.04%
Whitfield County	7	0.15%
Wilkinson County	4	0.09%
Worth County	5	0.11%
Grand Total	4,664	100.00%

Map: 2017-2018 School Year- School Systems where Georgia Special Needs Scholarship Private Schools Located



2017-2018 School Year- Student Participation by Private School

GSNS Schools	GSNS Student Count
ABC Montessori School - 50595	10
ABLE Christian School - 11356	52
Academe of the Oaks - 11333	2
Academy at North Fulton - 11164	1
Academy of Innovation - 11383	24
Advance Academy - 50596	22
Advance Learning Center - 50597	32
Agape Jr. Academy - 11213	8
Alexsander Academy - 50598	18
Alice Blount Academy - 50599	1
Arete Preparatory School - 11393	3
Arlington Christian School - 11316	10
Ash Tree Learning Center - 50602	94
Athens Christian School - 50603	23
Atlanta Academy The - 11326	13
Atlanta Country Day School - 50604	6
Atlanta Girl's School - 50605	7
Atlanta Jewish Academy - 11360	10
Atlanta Speech School - 50606	5
Atlanta STEM Academy - 11325	11
Augusta Christian Schools - 50607	27
Barnes Academy - 50610	31
Bedford School - 50612	88
Benjamin Franklin Academy - 11152	4
Berean Christian Academy - 11290	13
Berean Christian Junior Academy - 11166	4
Bible Baptist Christian School - 50613	10
Blessed Trinity Catholic High School - 11169	11
Braddy Preparatory Academy - 50615	72
Brandon Hall - 50617	6
Braselton Christian Academy - 11215	31
Brenwood Academy - 11314	1
Bridgeway Christian Academy - 50618	7
Bright Future Academy - 11368	3

GSNS Schools	GSNS Student Count
Brookwood Christian Language School - 50620	44
Brunswick Christian Academy - 50621	27
Byne Christian Academy - 50622	3
Byron Christian Academy - 50623	13
Calvary Christian School of Columbus - 11216	22
Calvary's Harvest Christian Academy - 11369	9
Camp Jewell - 11156	100
Campus The - 50625	63
CAN Academy - 11170	36
Carolyn Barron Montessori School - 11292	2
Center Academy - 50626	47
Central Christian School - 11374	14
Central Fellowship Christian Academy - 50627	5
CH Terrell Academy - 50628	6
Chapel Hill Christian School - 11370	1
Chatham Academy at Royce - 50629	59
Chaya Mushka Children's Home - 11334	4
CHEROKEE CHRISTIAN SCHOOLS INC - 297	8
Christian Heritage School - 50630	17
Chryalis Experiential Academy - 50631	7
ClearWater Academy - 50632	28
CLIFF VALLEY SCHOOL INC. - 189	2
Closer Look Academy - 11211	6
Clover Leaf School - 11235	10
Community Christian School - 50633	19
Community School The - 50634	10
Connections School of Atlanta - 11371	5
CORE Community School - 11394	15
Cornerstone Christian Academy- Royston Loc - 11218	14
Cornerstone Preparatory Academy - 50637	4
Cornerstone Schools Inc. - 50638	13
Cottage School The - 50639	116
Covenant Christian Academy - 50641	13
Covington Academy - 50643	81
Creekside Christian Academy - 50644	8
CrossPointe Christian Academy - 11315	4

GSNS Schools	GSNS Student Count
Cumberland Academy of GA - 50645	69
Cumberland Christian Academy - 11159	16
Curtis Baptist School - 11206	14
Decatur Adventist Junior Academy - 50647	13
Dominion Christian High School - 50648	26
Downtown Academy - 11375	3
Eagles Landing Christian Academy - 50649	24
Eaton Academy - 50650	38
Evangel Temple Christian Academy - 50652	14
Evans Christian Academy - 50653	3
Faith Baptist Christian Academy - 50654	3
Faith Christian Academy - 11335	8
Faith Christian Academy of Griffin - 50655	47
Fideles Christian School - 50657	10
Flint River Academy - 11294	2
Foundations for the Future - 50660	3
Friendship Christian School - 50661	35
Fullington Academy - 50662	8
Furtah Preparatory School - 50663	50
Gatewood Schools - 50666	6
Gerard Preparatory Academy - 50616	35
God's Foundation Christian Academy - 11387	5
Grace Christian Academy - 11312	37
GracePoint School - 11219	41
Grant Academy - 11376	11
Greater Atlanta Adventist Academy - 11161	4
Green Pastures Christian Schools - 50668	2
Greenforest McAlep Christian Academy - 50670	13
Griffin Christian High School - 11220	6
Heart of Hope Academy - 50672	4
Hebron Christian Academy - 11395	6
Heirway Christian Academy - 11221	9
Heritage Christian Academy - 11208	3
Hess Academy - 11295	11
Hirsch Academy - 50674	11
Holy Innocent's Episcopal School - 50675	3

GSNS Schools	GSNS Student Count
Holy Spirit Preparatory School - 50676	4
Hope Springs Christian Learning Center - 11158	10
Horizon Christian Academy - 50681	24
Horizon Schools - 11337	3
Howard School - 50683	88
Imhotep Academy - 11223	7
Immaculate Conception Catholic Schools - 11338	13
In His Image Christian Academy - 11174	6
Jacob's Ladder - 50687	52
John Coble Elementary - 50688	1
John Hancock Academy - 50689	17
Joseph Sams School - 50690	51
Kaleidoscope ABA Inc - 50691	6
Kingfisher Academy - 50693	10
King's Way Christian School - 11297	15
Lafayette Christian School - 50694	26
LaGrange Academy - 11339	1
Legacy Community Academy - 50619	16
Life Christian Academy - 11299	84
Light of the World Christian Academy of Atlanta - 50696	39
Link School The - 11322	7
Lionheart School - 50699	21
Living Way Christian Academy - 11153	8
Loganville Christian - 11300	5
Lyndon Academy - 50701	3
McGinnis Woods Country Day School - 50702	6
MDE School LLC - 11157	32
Memorial Day School - 50703	48
Metropolitan Christian Schools - 11365	4
Mill Springs Academy - 50704	157
Miller's Military Academy - 50705	95
Miracle Early Learning Center - 11382	20
Mohammed Schools of Atlanta - 436	9
Montessori Academy at Sharon Springs - 50707	5
Montessori Children's House of North Forsyth - 50708	1
Montessori at Vickery - 11340	2

GSNS Schools	GSNS Student Count
Mount Bethel Christian Academy - 11341	6
Mount Carmel Christian School - 50710	6
Mount de Sales Academy - 50711	9
MOUNT PARAN CHRISTIAN SCHOOL - 340	17
Mount Pisgah Christian School - 50712	1
Mount Vernon Presbyterian School - 11154	13
Mountain Area Christian Academy - 50713	17
New Creation Christian Academy - 50716	17
New Horizon New Direction - 11379	7
New Life Academy - 11313	28
North Cobb Christian School - 50717	18
Notre Dame Academy - 11321	27
Old Suwanee Christian School - 11373	3
Omega Learning Center- Acworth Loc - 50719	24
Omega Learning Center- Douglasville Loc - 50720	53
Omega Learning- Marietta Loc - 50721	16
Omega Learning Center- Indian Hills - 11318	4
Omega Private Academy - 11342	4
Our Lady of Mercy Catholic HS - 50722	7
Paideia School - 50724	3
Peachtree Academy Private School - 50726	20
Peoples Baptist Academy - 11160	12
Perimeter Christian School - 50727	16
Phyl's Academy of Preparatory School - 50728	9
Piedmont School of Atlanta - 11317	5
PRINCE AVENUE CHRISTIAN SCHOOL - 372	5
Providence Christian Academy - 50731	15
Riverside Military Academy - 50732	35
Robert Toombs Christian Academy - 11228	5
Romar Academy - 11229	24
Sage School - 50734	19
Saint Andrew's School - 11303	7
Saint Anne-Pacelli Catholic School - 11231	7
Saint Catherine of Siena Catholic School - 50735	3
Saint Francis Cabrini Catholic School - 11304	1
Saint George's Episcopal School - 11305	1

GSNS Schools	GSNS Student Count
Saint John Academy - 11320	16
Saint Joseph Catholic School - 50736	2
Saint Joseph's Catholic School - 11232	3
Saint Martin's Episcopal - 11306	1
Schenck School - 50740	38
Shallowford Presbyterian School - 11411	4
Sherwood Christian Academy - 50741	1
Shiloh Christian Academy - 11233	5
Shiloh Hills Christian School - 50742	7
Skipstone Academy - 50743	103
Sola Fide Lutheran School - 11234	1
Solid Foundation - 50744	28
Solid Rock Academy - 50745	27
Southside Christian School - 50748	39
Southwest Atlanta Christian Academy - 50749	13
Sparks Christian Academy - 50750	16
Special Needs School of Gwinnett - 50751	24
ST. FRANCIS DAY SCHOOL - 272	166
St. John the Evangelist - 11401	2
ST. PAUL LUTHERAN SCHOOL - 923	5
St. Peter the Apostle School - 11384	2
Stepping Stones Educational Therapy Ctr Inc. - 50752	24
Strong Rock Christian School - 11307	17
Strong Wall Academy - 50754	20
Summit Autism Center of Atlanta - 50755	7
Tattnall Square Academy - 50756	8
The Bridge Academy - 11361	4
The Bridge of Georgia School - 11362	63
The Campus Academy - 11291	21
The Children's School - 11344	3
The Epstein School - 11345	1
The Friends School of Atlanta - 50758	2
The Heritage School - 11329	3
The Lighthouse - 50759	40
The SAE School - 11302	14
The Swift School - 50761	110

GSNS Schools	GSNS Student Count
The Walker School - 11377	1
The Wimbish School - 11380	1
THRIVE Christian Academy Inc. - 11388	33
TLE Christian Academy - 50762	22
Torah Day School of Atlanta - 50763	7
Trinity Christian School of Sharpsburg - 50765	25
Trinity Prep of Loganville - 11210	57
Trinity School - 11237	1
Triumph in Life Inc. - 11358	15
True Partnership Christian Academy - 11367	13
Unity Christian School - 50766	5
Urban Christian Academy - 11346	17
Veritas Classical Schools - 50767	1
Victorious Kidz Christian Academy - 50768	1
Victory World Christian School - 50769	2
Waldorf School of Atlanta - 50770	3
Warhill Christian Academy - 11400	3
Waverly Hall Christian Academy - 50771	11
Westminster Christian Academy - 50772	3
Westminster Schools of Augusta - 50773	1
Whitefield Academy - 11162	1
William and Reed Academy - 11347	9
Wilson Academy - 11324	23
Woodfield Academy Inc. - 50775	49
Woodward Academy - 149	28
Wynnbrook Christian School - 11385	5
Yeshiva Ohr Yisrael of Atlanta - 11308	1

2017-2018 School Year- GSNS Average Tuition Costs by Private School Providers

GSNS Private School	Average of Annual Tuition
ABC Montessori School - 50595	\$10,100
ABLE Christian School - 11356	\$8,391
Academe of the Oaks - 11333	\$17,550
Academy at North Fulton - 11164	\$29,998
Academy of Innovation - 11383	\$15,057
Advance Academy - 50596	\$9,350
Advance Learning Center - 50597	\$5,828
Agape Jr. Academy - 11213	\$4,050
Alexsander Academy - 50598	\$16,944
Alice Blount Academy - 50599	\$13,500
Arete Preparatory School - 11393	\$6,320
Arlington Christian School - 11316	\$9,625
Ash Tree Learning Center - 50602	\$7,790
Athens Christian School - 50603	\$7,388
Atlanta Academy The - 11326	\$20,785
Atlanta Country Day School - 50604	\$17,007
Atlanta Girl's School - 50605	\$23,781
Atlanta Jewish Academy - 11360	\$24,000
Atlanta Speech School - 50606	\$35,662
Atlanta STEM Academy - 11325	\$9,351
Augusta Christian Schools - 50607	\$13,368
Barnes Academy - 50610	\$6,987
Bedford School - 50612	\$19,256
Benjamin Franklin Academy - 11152	\$33,040
Berean Christian Academy - 11290	\$5,750
Berean Christian Junior Academy - 11166	\$6,000
Bible Baptist Christian School - 50613	\$6,707
Blessed Trinity Catholic High School - 11169	\$12,350
Braddy Preparatory Academy - 50615	\$10,508
Brandon Hall - 50617	\$29,750
Braselton Christian Academy - 11215	\$9,780
Brenwood Academy - 11314	\$9,500
Bridgeway Christian Academy - 50618	\$13,251
Bright Future Academy - 11368	\$9,219
Brookwood Christian Language School - 50620	\$13,716
Brunswick Christian Academy - 50621	\$4,925
Byne Christian Academy - 50622	\$5,100
Byron Christian Academy - 50623	\$3,904

GSNS Private School	Average of Annual Tuition
Calvary Christian School of Columbus - 11216	\$10,175
Calvary's Harvest Christian Academy - 11369	\$8,422
Camp Jewell - 11156	\$16,943
Campus The - 50625	\$11,238
CAN Academy - 11170	\$6,681
Carolyn Barron Montessori School - 11292	\$8,900
Center Academy - 50626	\$16,295
Central Christian School - 11374	\$9,687
Central Fellowship Christian Academy - 50627	\$6,863
CH Terrell Academy - 50628	\$7,000
Chapel Hill Christian School - 11370	\$5,500
Chatham Academy at Royce - 50629	\$17,271
Chaya Mushka Children's Home - 11334	\$12,525
CHEROKEE CHRISTIAN SCHOOLS INC - 297	\$11,790
Christian Heritage School - 50630	\$12,511
Chryalis Experiential Academy - 50631	\$13,599
ClearWater Academy - 50632	\$22,893
CLIFF VALLEY SCHOOL INC. - 189	\$18,270
Closer Look Academy - 11211	\$7,000
Clover Leaf School - 11235	\$24,770
Community Christian School - 50633	\$10,072
Community School The - 50634	\$30,770
Connections School of Atlanta - 11371	\$28,500
CORE Community School - 11394	\$9,000
Cornerstone Christian Academy- Royston Loc - 11218	\$8,980
Cornerstone Preparatory Academy - 50637	\$6,110
Cornerstone Schools Inc. - 50638	\$8,677
Cottage School The - 50639	\$24,520
Covenant Christian Academy - 50641	\$8,100
Covington Academy - 50643	\$7,503
Creekside Christian Academy - 50644	\$6,050
CrossPointe Christian Academy - 11315	\$7,750
Cumberland Academy of GA - 50645	\$23,867
Cumberland Christian Academy - 11159	\$7,719
Curtis Baptist School - 11206	\$9,518
Decatur Adventist Junior Academy - 50647	\$5,001
Dominion Christian High School - 50648	\$12,628
Downtown Academy - 11375	\$6,500
Eagles Landing Christian Academy - 50649	\$14,124
Eaton Academy - 50650	\$17,982

GSNS Private School	Average of Annual Tuition
Evangel Temple Christian Academy - 50652	\$4,893
Evans Christian Academy - 50653	\$7,550
Faith Baptist Christian Academy - 50654	\$4,000
Faith Christian Academy - 11335	\$6,500
Faith Christian Academy of Griffin - 50655	\$5,163
Fideles Christian School - 50657	\$4,295
Flint River Academy - 11294	\$7,475
Foundations for the Future - 50660	\$10,727
Friendship Christian School - 50661	\$10,009
Fullington Academy - 50662	\$5,880
Furtah Preparatory School - 50663	\$14,173
Gatewood Schools - 50666	\$8,200
Gerard Preparatory Academy - 50616	\$8,699
God's Foundation Christian Academy - 11387	\$5,750
Grace Christian Academy - 11312	\$5,256
GracePoint School - 11219	\$20,207
Grant Academy - 11376	\$20,000
Greater Atlanta Adventist Academy - 11161	\$7,500
Green Pastures Christian Schools - 50668	\$5,550
Greenforest McAlep Christian Academy - 50670	\$8,118
Griffin Christian High School - 11220	\$4,917
Heart of Hope Academy - 50672	\$18,000
Hebron Christian Academy - 11395	\$11,550
Heirway Christian Academy - 11221	\$5,848
Heritage Christian Academy - 11208	\$7,995
Hess Academy - 11295	\$16,631
Hirsch Academy - 50674	\$28,318
Holy Innocent's Episcopal School - 50675	\$26,670
Holy Spirit Preparatory School - 50676	\$27,233
Hope Springs Christian Learning Center - 11158	\$9,240
Horizon Christian Academy - 50681	\$9,928
Horizon Schools - 11337	\$12,500
Howard School - 50683	\$32,163
Imhotep Academy - 11223	\$9,500
Immaculate Conception Catholic Schools - 11338	\$15,731
In His Image Christian Academy - 11174	\$7,500
Jacob's Ladder - 50687	\$34,508
John Coble Elementary - 50688	\$5,050
John Hancock Academy - 50689	\$6,000
Joseph Sams School - 50690	\$18,744

GSNS Private School	Average of Annual Tuition
Kaleidoscope ABA Inc - 50691	\$24,300
Kingfisher Academy - 50693	\$8,411
King's Way Christian School - 11297	\$5,230
Lafayette Christian School - 50694	\$13,504
LaGrange Academy - 11339	\$8,552
Legacy Community Academy - 50619	\$6,945
Life Christian Academy - 11299	\$7,190
Light of the World Christian Academy of Atlanta - 50696	\$8,669
Link School The - 11322	\$11,257
Lionheart School - 50699	\$25,595
Living Way Christian Academy - 11153	\$7,000
Loganville Christian - 11300	\$9,190
Lyndon Academy - 50701	\$13,700
McGinnis Woods Country Day School - 50702	\$29,825
MDE School LLC - 11157	\$24,344
Memorial Day School - 50703	\$8,221
Metropolitan Christian Schools - 11365	\$7,500
Mill Springs Academy - 50704	\$23,669
Miller's Military Academy - 50705	\$9,600
Miracle Early Learning Center - 11382	\$7,090
Mohammed Schools of Atlanta - 436	\$5,750
Montessori Academy at Sharon Springs - 50707	\$9,228
Montessori Children's House of North Forsyth - 50708	\$8,570
Montessori at Vickery - 11340	\$10,213
Mount Bethel Christian Academy - 11341	\$12,508
Mount Carmel Christian School - 50710	\$9,862
Mount de Sales Academy - 50711	\$12,825
MOUNT PARAN CHRISTIAN SCHOOL - 340	\$17,107
Mount Pisgah Christian School - 50712	\$17,385
Mount Vernon Presbyterian School - 11154	\$19,492
Mountain Area Christian Academy - 50713	\$8,668
New Creation Christian Academy - 50716	\$5,145
New Horizon New Direction - 11379	\$6,323
New Life Academy - 11313	\$8,500
North Cobb Christian School - 50717	\$13,851
Notre Dame Academy - 11321	\$22,273
Old Suwanee Christian School - 11373	\$7,500
Omega Learning Center- Acworth Loc - 50719	\$10,380
Omega Learning Center- Douglasville Loc - 50720	\$8,853
Omega Learning- Marietta Loc - 50721	\$9,819

GSNS Private School	Average of Annual Tuition
Omega Learning Center- Indian Hills - 11318	\$8,875
Omega Private Academy - 11342	\$9,980
Our Lady of Mercy Catholic HS - 50722	\$11,686
Paideia School - 50724	\$23,378
Peachtree Academy Private School - 50726	\$7,113
Peoples Baptist Academy - 11160	\$6,575
Perimeter Christian School - 50727	\$12,512
Phyl's Academy of Preparatory School - 50728	\$9,000
Piedmont School of Atlanta - 11317	\$24,750
Porter Academy - 50729	\$17,735
PRINCE AVENUE CHRISTIAN SCHOOL - 372	\$8,378
Providence Christian Academy - 50731	\$16,770
Riverside Military Academy - 50732	\$31,921
Robert Toombs Christian Academy - 11228	\$5,132
Romar Academy - 11229	\$8,501
Sage School - 50734	\$17,928
Saint Andrew's School - 11303	\$12,250
Saint Anne-Pacelli Catholic School - 11231	\$6,857
Saint Catherine of Siena Catholic School - 50735	\$7,828
Saint Francis Cabrini Catholic School - 11304	\$5,233
Saint George's Episcopal School - 11305	\$9,600
Saint John Academy - 11320	\$11,719
Saint Joseph Catholic School - 50736	\$6,911
Saint Joseph's Catholic School - 11232	\$6,983
Saint Martin's Episcopal - 11306	\$20,600
Schenck School - 50740	\$32,550
Shallowford Presbyterian School - 11411	\$6,000
Sherwood Christian Academy - 50741	\$9,430
Shiloh Christian Academy - 11233	\$5,704
Shiloh Hills Christian School - 50742	\$9,282
Skipstone Academy - 50743	\$6,020
Sola Fide Lutheran School - 11234	\$6,250
Solid Foundation - 50744	\$7,929
Solid Rock Academy - 50745	\$8,990
Southside Christian School - 50748	\$5,777
Southwest Atlanta Christian Academy - 50749	\$10,431
Sparks Christian Academy - 50750	\$8,047
Special Needs School of Gwinnett - 50751	\$11,400
ST. FRANCIS DAY SCHOOL - 272	\$18,246
St. John the Evangelist - 11401	\$4,992

GSNS Private School	Average of Annual Tuition
ST. PAUL LUTHERAN SCHOOL - 923	\$6,850
St. Peter the Apostle School - 11384	\$6,437
Stepping Stones Educational Therapy Ctr Inc. - 50752	\$9,042
Strong Rock Christian School - 11307	\$11,722
Strong Wall Academy - 50754	\$7,640
Summit Autism Center of Atlanta - 50755	\$78,900
Tattnall Square Academy - 50756	\$11,701
The Bridge Academy - 11361	\$4,950
The Bridge of Georgia School - 11362	\$8,336
The Campus Academy - 11291	\$9,952
The Children's School - 11344	\$20,357
The Epstein School - 11345	\$23,800
The Friends School of Atlanta - 50758	\$21,200
The Heritage School - 11329	\$15,258
The Lighthouse - 50759	\$10,523
The SAE School - 11302	\$10,475
The Swift School - 50761	\$25,022
The Walker School - 11377	\$21,790
The Wimbish School - 11380	\$7,250
THRIVE Christian Academy Inc. - 11388	\$8,515
TLE Christian Academy - 50762	\$8,145
Torah Day School of Atlanta - 50763	\$13,757
Trinity Christian School of Sharpsburg - 50765	\$9,052
Trinity Prep of Loganville - 11210	\$7,611
Trinity School - 11237	\$6,000
Triumph in Life Inc. - 11358	\$7,800
True Partnership Christian Academy - 11367	\$7,135
Unity Christian School - 50766	\$9,950
Urban Christian Academy - 11346	\$8,735
Veritas Classical Schools - 50767	\$6,065
Victorious Kidz Christian Academy - 50768	\$4,600
Victory World Christian School - 50769	\$6,461
Waldorf School of Atlanta - 50770	\$15,067
Warhill Christian Academy - 11400	\$7,610
Waverly Hall Christian Academy - 50771	\$5,727
Westminster Christian Academy - 50772	\$9,957
Westminster Schools of Augusta - 50773	\$14,810
Whitefield Academy - 11162	\$19,800
William and Reed Academy - 11347	\$12,306
Wilson Academy - 11324	\$7,192

GSNS Private School	Average of Annual Tuition
Woodfield Academy Inc. - 50775	\$11,691
Woodward Academy - 149	\$29,525
Wynnbrook Christian School - 11385	\$7,080
Yeshiva Ohr Yisrael of Atlanta - 11308	\$17,750

2017-2018 School Year – Student Reading and Mathematics Assessment Performance

