



Richard Woods, Georgia's School Superintendent
"Educating Georgia's Future"

Georgia Special Needs Scholarship Program End of School Year Report 2019-2020 School Year

For the Georgia General Assembly per O.C.G.A. § 20-2-2118

Georgia Department of Education

Table of Contents

Table of Contents	1
Executive Summary	2
Program Overview – 2019-2020 Georgia Special Needs Scholarship Program	3
2019-2020 School Year - Student Participation by Ethnicity	4
2019-2020 School Year - Student Participation by Gender	5
2019-2020 School Year - Student Participation by Disability Type	6
2019-2020 School Year - Student Participation by Grade Level	7
2019-2020 School Year - School System of Origin for Georgia Special Needs Scholarship Students	8
Map: 2019-2020 School Year - School Systems where Georgia Special Needs Scholarship Private Schools Located	12
2019-2020 School Year - Student Participation by Private School	13
2019-2020 School Year - GSNS Average Tuition Costs by Private School Providers	20
2019-2020 School Year- Student Assessment in Reading and Mathematics	27

Executive Summary

Senate Bill 10 as signed into law on May 18, 2007, created the Georgia Special Needs Scholarship (GSNS) Program which allows parents of eligible special needs students to transfer their children to another public school, public school system, state school, or approved participating private school. On July 1, 2013, OCGA § 20-2-2114 was amended to authorize the State Board of Education to waive the prior school year requirement on a case-by-case basis for specific medical needs of a student upon the request of a parent or guardian. On July 1, 2015, OCGA § 20-2-2114 was further amended so that prior year enrollment in a Georgia public school requirement shall not apply if the student's parent is an active duty military service member stationed in Georgia within the previous year.

This report represents the results for the 2019-2020 school year as required by O.C.G.A. § 20-2-2118, which stipulates that the Governor's Office of Student Achievement, in conjunction with the Georgia Department of Education (GaDOE) shall provide the General Assembly with a report regarding the scholarship program for the previous fiscal year. This was the thirteenth school year the GSNS Program was administered.

2019-2020 Program Highlights

- Number of participating private schools remained the same with 254 private schools.
 - **21** was the average number of students enrolled in each private school.
 - **1-204** was the range of students enrolled in each private school.
- Total student participation in the program increased from the previous school year by **330** with **5,203** students enrolled in private schools.
- **4,774** students continued their participation in the program from the previous school year.
- Of the **5,203** students enrolled:
 - **32%** Female, **68%** Male
 - **36.40%** Black, **52.68%** White, and **9.30%** Asian/Hispanic/Native American/Multi-Racial.
 - **29.54%** had a disability type of Specific Learning Disability.
 - **27.91%** had a disability type of Other Health Impairment.
- **\$35,576,322** was paid in fiscal year **2020** for scholarships to students.
- **\$6,734** was the average annual scholarship amount for students.
- **\$2,365-\$14,635** was the range of annual scholarship amounts for GSNS students.

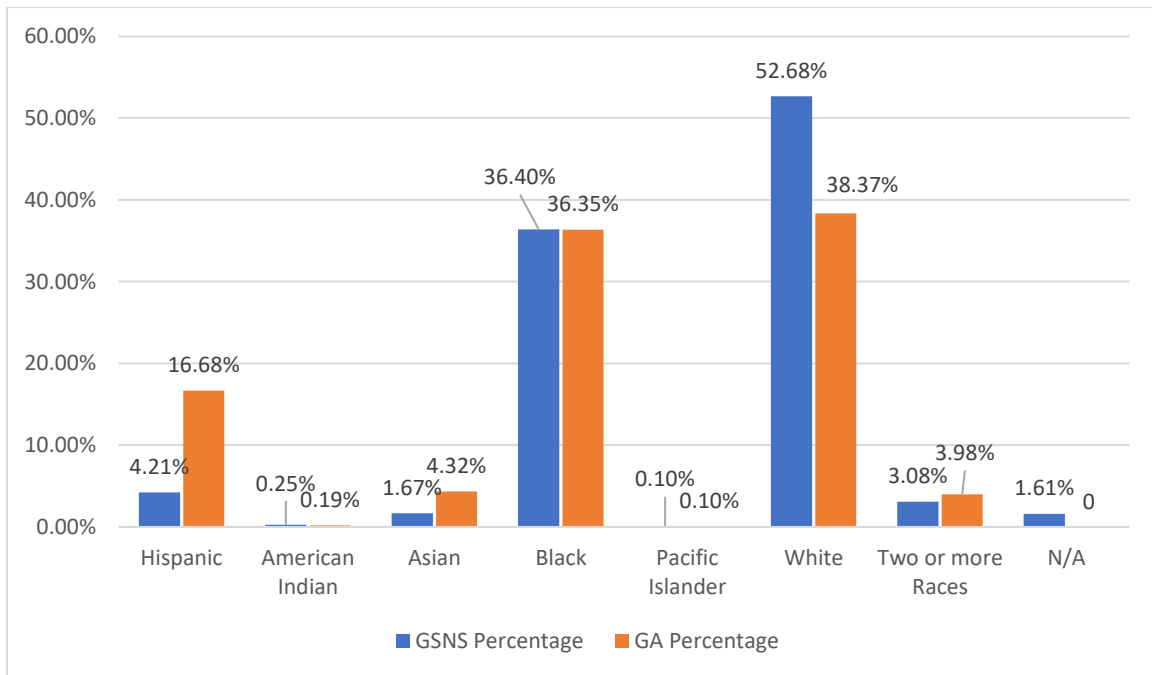
Program Overview – 2019-2020 Georgia Special Needs Scholarship Program

Program Information	Count
Total number of students receiving scholarships during the 2019-2020 school year.	5,203
Total number of new private schools submitting an application for participation in the 2019-2020 school year.	15
Number of new private schools participating in the GSNS Program for the 2019-2020 school year.	13
Number of private schools returning from 2019-2020 school year.	241
Total number of private schools participating in GSNS for 2019-2020 school year.	254
Total number of private schools with enrolled GSNS students.	253
Highest enrollment in a single school.	204
Range of student enrollment in participating private schools.	1-204
Average number of scholarship students per school.	21
Georgia public school systems impacted by scholarship student withdrawals.	130
Range for number of students withdrawing from a Georgia public school system to use the scholarship at an authorized private school.	1-684
Financial Information	Amounts
Total scholarship payments statewide for FY20.	\$35,576,322
Range of annual scholarship amounts for GSNS students.	\$2,365-\$14,635
Average annual scholarship amount.	\$6,734
Average annual payment amount of participating private schools	\$143,643
Range of annual tuition amounts of participating private schools.	\$3,500-\$40,900

2019-2020 School Year - Student Participation by Ethnicity

Race/ Ethnicity	Ethnic Hispanic	Race American Indian	Race Asian	Race Black	Race Pacific Islander	Race White	Two or more Races	N/A	Total
GSNS Students	219	13	87	1,894	5	2,741	160	84	5,203
GA Students*	295,154	3,385	76,516	643,308	1,771	679,024	70,499	0	1,769,657
GSNS Percentage	4.21%	0.25%	1.67%	36.40%	0.10%	52.68%	3.08%	1.61%	100%
GA Percentage	16.68%	0.19%	4.32%	36.35%	0.10%	38.37%	3.98%	0.00%	100%

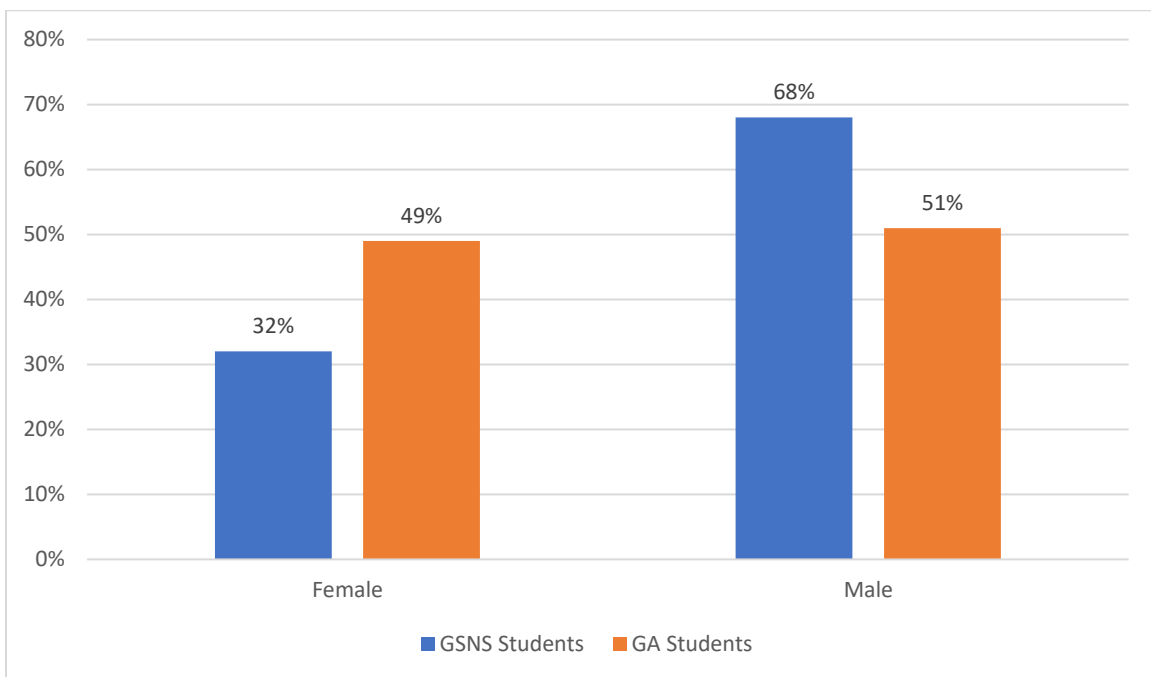
*Enrollment from October 1, 2019 FTE count of 2020-1 Report



2019-2020 School Year - Student Participation by Gender


Students	Female	Male	Total
GSNS Students	1,664	3,539	5,203
GA Students*	865,059	904,598	1,769,657
GSNS Percentage	32%	68%	100%
GA Percentage	49%	51%	100%

*Enrollment from October 1, 2019 FTE count of 2020-1 Report



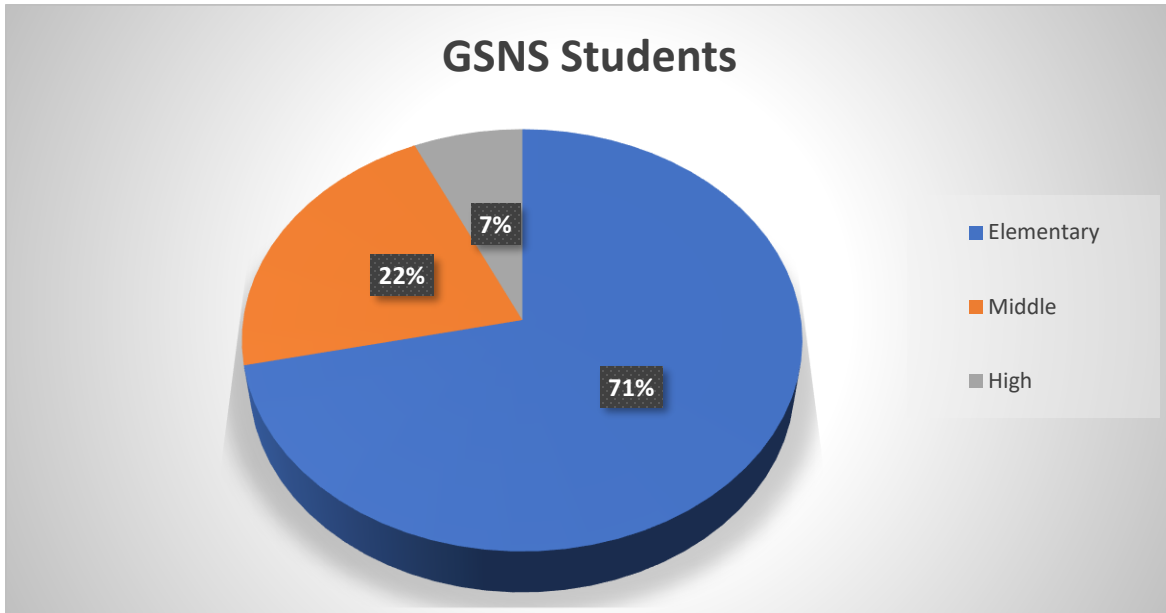
2019-2020 School Year - Student Participation by Disability Type

Primary Area of Exceptionality	Number of Students	Percentage
Autism	773	14.86%
Blind	6	0.12%
Deaf	4	0.08%
Emotional/Behavioral Disorder	249	4.79%
Hearing Impairment	27	0.52%
Mild Intellectual Disability	140	2.69%
Moderate Intellectual Disability	42	0.81%
N/A	11	0.21%
Orthopedic Impairment	28	0.54%
Other Health Impairment	1,452	27.91%
Profound Intellectual Disability	1	0.02%
Severe Intellectual Disability	5	0.10%
Significant Developmental Delay	547	10.51%
Specific Learning Disability	1,537	29.54%
Speech/Language Impairment	365	7.02%
Traumatic Brain Injury	8	0.15%
Visual Impairment	8	0.15%
Grand Total	5,203	100.00%



2019-2020 School Year - Student Participation by Grade Level

Grade Level	Number	Percent
Elementary	3,692	71%
Middle	1,124	22%
High	387	7%
Total	5,203	100%



2019-2020 School Year - School System of Origin for Georgia Special Needs Scholarship Students

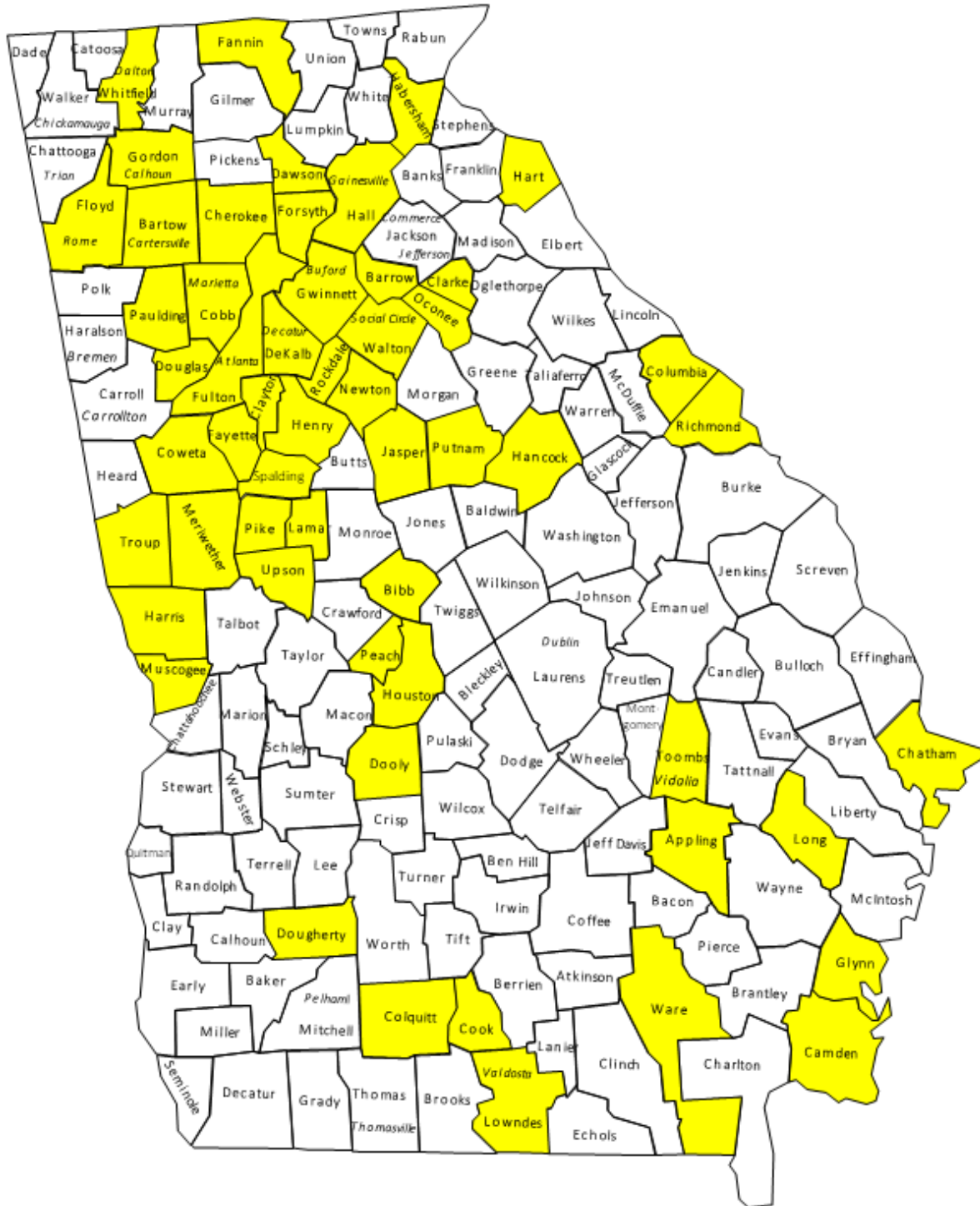
School System	Number of Students	Percentage of All GSNS Students
Atlanta Public Schools - 761	316	6.07%
Baldwin County - 605	11	0.21%
Banks County - 606	1	0.02%
Barrow County - 607	12	0.23%
Bartow County - 608	22	0.42%
Bibb County - 611	54	1.04%
Brantley County - 613	9	0.17%
Bremen City - 763	1	0.02%
Bryan County - 615	8	0.15%
Buford City - 764	2	0.04%
Bulloch County - 616	3	0.06%
Butts County - 618	14	0.27%
Calhoun City - 765	1	0.02%
Camden County - 620	41	0.79%
Carroll County - 622	7	0.13%
Carrollton City - 766	1	0.02%
Cartersville City - 767	3	0.06%
Catoosa County - 623	1	0.02%
Chattahoochee County - 626	2	0.04%
Chattooga County - 627	2	0.04%
Cherokee County - 628	111	2.13%
City Schools of Decatur - 773	32	0.62%
Clarke County - 629	27	0.52%
Clayton County - 631	151	2.90%
Cobb County - 633	581	11.17%
Colquitt County - 635	2	0.04%
Columbia County - 636	18	0.35%
Cook County - 637	1	0.02%
Coweta County - 638	83	1.60%
Crawford County - 639	6	0.12%
Crisp County - 640	1	0.02%
Dalton Public Schools - 772	4	0.08%
Dawson County - 642	2	0.04%
DeKalb County - 644	684	13.15%
Dougherty County - 647	3	0.06%
Douglas County - 648	78	1.50%

School System	Number of Students	Percentage of All GSNS Students
Effingham County - 651	11	0.21%
Elbert County - 652	2	0.04%
Evans County - 654	1	0.02%
Fannin County - 655	9	0.17%
Fayette County - 656	166	3.19%
Floyd County - 657	18	0.35%
Forsyth County - 658	176	3.38%
Franklin County - 659	12	0.23%
Fulton County - 660	474	9.11%
Gainesville City - 776	8	0.15%
Glascok County - 662	1	0.02%
Glynn County - 663	21	0.40%
Gordon County - 664	3	0.06%
Greene County - 666	1	0.02%
Griffin-Spalding County - 726	106	2.04%
Gwinnett County - 667	404	7.76%
Habersham County - 668	1	0.02%
Hall County - 669	24	0.46%
Hancock County - 670	4	0.08%
Harris County - 672	7	0.13%
Hart County - 673	23	0.44%
Henry County - 675	261	5.02%
Houston County - 676	22	0.42%
Jackson County - 678	12	0.23%
Jasper County - 679	1	0.02%
Jefferson City - 779	2	0.04%
Jones County - 684	7	0.13%
Lamar County - 685	10	0.19%
Lee County - 688	1	0.02%
Liberty County - 689	6	0.12%
Long County - 691	1	0.02%
Lumpkin County - 693	4	0.08%
Macon County - 694	1	0.02%
Madison County - 695	7	0.13%
Marietta City - 781	11	0.21%
McDuffie County - 697	2	0.04%
McIntosh County - 698	2	0.04%
Meriwether County - 699	21	0.40%
Monroe County - 702	5	0.10%
Morgan County - 704	4	0.08%

School System	Number of Students	Percentage of All GSNS Students
Murray County - 705	1	0.02%
Muscogee County - 706	83	1.60%
Newton County - 707	95	1.83%
Oconee County - 708	9	0.17%
Oglethorpe County - 709	2	0.04%
Paulding County - 710	64	1.23%
Peach County - 711	10	0.19%
Pierce County - 713	6	0.12%
Pike County - 714	17	0.33%
Polk County - 715	2	0.04%
Pulaski County - 716	3	0.06%
Richmond County - 721	53	1.02%
Rockdale County - 722	57	1.10%
Rome City - 785	6	0.12%
Savannah-Chatham County - 625	278	5.34%
Social Circle City - 786	2	0.04%
State Charter Schools II-Brookhaven Innovation Academy - 7830613	5	0.10%
State Charter Schools II-Coweta Charter Academy - 7830610	10	0.19%
State Charter Schools II-Fulton Leadership Academy - 7830310	3	0.06%
State Charter Schools II-Genesis Innovation Academy for Boys - 7830615	2	0.04%
State Charter Schools II-International Academy of Smyrna - 7830619	1	0.02%
State Charter Schools II-Liberty Tech Charter Academy - 7830614	2	0.04%
State Charter Schools II-Pataula Charter Academy - 7830210	1	0.02%
State Charter Schools II-SAIL Charter Academy - School for Arts-Infused Learning - 7830618	1	0.02%
State Charter Schools-Cherokee Charter Academy - 7820212	4	0.08%
State Charter Schools-Dubois Integrity Academy - 7820617	3	0.06%
State Charter Schools-Georgia Connections Academy - 7820412	33	0.63%
State Charter Schools-Georgia Cyber Academy - 7820120	79	1.52%
State Charter Schools-Georgia School for Innovation and the Classics - 7820616	2	0.04%

School System	Number of Students	Percentage of All GSNS Students
State Charter Schools-International Charter School of Atlanta - 7820614	1	0.02%
State Charter Schools-Ivy Preparatory Academy Inc - 7820612	2	0.04%
State Charter Schools-Ivy Preparatory Young Men's Leadership Academy Inc. - 7820512	3	0.06%
State Charter Schools-Odyssey Charter School - 7820110	27	0.52%
State Charter Schools-Scholars Academy Charter School - 7820112	1	0.02%
State Charter Schools-Scintilla Charter Academy - 7820615	1	0.02%
State Charter Schools-Utopian Academy for the Arts Charter School - 7820121	3	0.06%
State Schools-Atlanta Area School for the Deaf - 7991893	2	0.04%
Stephens County - 727	4	0.08%
Taylor County - 733	4	0.08%
Telfair County - 734	1	0.02%
Thomaston-Upson County - 745	14	0.27%
Toombs County - 738	1	0.02%
Trion City - 791	1	0.02%
Troup County - 741	38	0.73%
Union County - 744	7	0.13%
Walker County - 746	4	0.08%
Walton County - 747	59	1.13%
Ware County - 748	32	0.62%
Washington County - 750	1	0.02%
Wayne County - 751	1	0.02%
Wheeler County - 753	1	0.02%
White County - 754	2	0.04%
Whitfield County - 755	6	0.12%
Wilkinson County - 758	3	0.06%
Worth County - 759	3	0.06%
Grand Total	5,203	100.00%

Map: 2019-2020 School Year - School Systems where Georgia Special Needs Scholarship Private Schools Located



2019-2020 School Year - Student Participation by Private School

GSNS School	Number of students
ABC Montessori School - 50595	11
ABLE Christian School - 11356	47
Academe of the Oaks - 11333	2
Academy at North Fulton - 11164	19
Academy of Innovation - 11383	24
Advance Academy - 50596	33
Advance Learning Academy - 50597	41
Agape Jr. Academy - 11213	14
Alexsander Academy - 50598	18
Arete Preparatory School - 11393	16
Arlington Christian School - 11316	13
Ash Tree Learning Center - 50602	62
Athens Christian School - 50603	23
Atlanta Academy The - 11326	17
Atlanta Country Day School - 50604	4
Atlanta Girl's School - 50605	10
Atlanta Jewish Academy - 11360	6
Atlanta Speech School - 50606	6
Atlanta STEM Academy - 11325	20
Augusta Christian Schools - 50607	13
Barnes Academy - 50610	29
Bedford School - 50612	96
Benjamin Academy - 11431	5
Benjamin Franklin Academy - 11152	9
Berean Christian Academy - 11290	3
Berean Christian Junior Academy - 11166	5
Bible Baptist Christian School - 50613	12
Bizee Brains Learning Academy - 50728	4
Blessed Trinity Catholic High School - 11169	14
Braddy Preparatory Academy - 50615	61
Brandon Hall - 50617	6
Braselton Christian Academy - 11215	44
Brenwood Academy - 11314	1
Bridgeway Christian Academy - 50618	4
Bright Future Academy - 11368	2
Brookwood Christian Language School - 50620	40
Brunswick Christian Academy - 50621	23
Byron Christian Academy - 50623	13

GSNS School	Number of students
Calvary Christian School of Columbus - 11216	32
Calvary's Harvest Christian Academy - 11369	11
Camp Jewell - 11156	184
Campus The - 50625	87
CAN Academy - 11170	57
Carolyn Barron Montessori School - 11292	4
Center Academy - 50626	17
Central Christian School - 11374	9
Central Fellowship Christian Academy - 50627	8
CH Terrell Academy - 50628	11
Chapel Hill Christian School - 11370	3
Chatham Academy at Royce - 50629	57
Chaya Mushka Children's Home - 11334	2
CHEROKEE CHRISTIAN SCHOOLS INC - 297	4
Choice Educational Academy - 11427	19
Christian Heritage School - 50630	14
Chryalis Experiential Academy - 50631	10
ClearWater Academy - 50632	24
CLIFF VALLEY SCHOOL INC. - 189	3
Closer Look Academy - 11211	5
Collective Learning Academy - 11414	2
Community Christian Academy - 11419	1
Community Christian School - 50633	22
Connections School of Atlanta - 11371	8
CORE Community School - 11394	39
Cornerstone Christian Academy- Royston Loc - 11218	9
Cornerstone Preparatory Academy - 50637	10
Cornerstone Schools Inc. - 50638	13
Cottage School The - 50639	162
Covenant Christian Academy - 50641	19
Covington Academy - 50643	81
Creekside Christian Academy - 50644	11
CrossPointe Christian Academy - 11315	7
Cumberland Academy of GA - 50645	77
Cumberland Christian Academy - 11159	18
Curtis Baptist School - 11206	21
Decatur Adventist Junior Academy - 50647	8
Dominion Christian High School - 50648	19
Double Helix STEAM School - 11439	3
Downtown Academy - 11375	3
Eagles Landing Christian Academy - 50649	27

GSNS School	Number of students
Eaton Academy - 50650	39
Evangel Temple Christian Academy - 50652	16
Evans Christian Academy - 50653	3
Faith Baptist Christian Academy - 50654	2
Faith Christian Academy of Griffin - 50655	31
Faith Lutheran Church and School - 11432	1
Fideles Christian School - 50657	9
Flint River Academy - 11294	1
Foundations for the Future - 50660	3
Friendship Christian School - 50661	27
Fullington Academy - 50662	8
Furtah Preparatory School - 50663	56
Gatewood Schools - 50666	1
George Walton Academy - 11415	3
Gerard Preparatory Academy - 50616	44
God's Foundation Christian Academy - 11387	4
Grace Christian Academy - 11312	42
GracePoint School - 11219	38
Grant Academy - 11376	1
Greater Atlanta Adventist Academy - 11161	2
Green Pastures Christian Schools - 50668	3
Greenforest McAlep Christian Academy - 50670	25
Griffin Christian High School - 11220	14
Heart of Hope Academy - 50672	4
Hebron Christian Academy - 11395	13
Heirway Christian Academy - 11221	10
Heritage Christian Academy - 11208	4
Hess Academy - 11295	9
Hills Academy - 11423	24
Hirsch Academy - 50674	11
Holy Innocent's Episcopal School - 50675	4
Holy Spirit Preparatory School - 50676	6
Hope Springs Christain Learning Center - 11158	9
Horizon Christian Academy - 50681	30
Howard School - 50683	93
Imhotep Academy - 11223	11
Immaculate Conception Catholic Schools - 11338	28
In His Image Christian Academy - 11174	1
Jacob's Ladder - 50687	48
John Coble Elementary - 50688	1
John Hancock Academy - 50689	25

GSNS School	Number of students
Joseph Sams School - 50690	45
Kaleidoscope ABA Inc - 50691	6
Kingfisher Academy - 50693	6
King's Way Christian School - 11297	11
Lafayette Christian School - 50694	28
LaGrange Academy - 11339	3
Landmark Christian School - 11435	2
Legacy Community Academy - 50619	10
Life Christian Academy - 11299	92
Light of the World Christian Academy of Atlanta - 50696	49
Link School The - 11322	25
Lionheart School - 50699	20
Lithonia Adventist Academy - 11372	2
Living Way Christian Academy - 11153	13
Loganville Christian - 11300	9
Lyndon Academy - 50701	6
Maranatha Christian Academy - 11224	5
McGinnis Woods Country Day School - 50702	5
MDE School LLC - 11157	34
Memorial Day School - 50703	46
Metropolitan Christian Schools - 11365	2
Mill Springs Academy - 50704	114
Miller's Military Academy - 50705	103
Mohammed Schools of Atlanta - 436	5
Monroe Country Day School - 11417	5
Montessori Academy at Sharon Springs - 50707	6
Montessori Children's House of North Forsyth - 50708	2
Montessorri at Vickery - 11340	2
Mount Bethel Christian Academy - 11341	20
Mount de Sales Academy - 50711	10
MOUNT PARAN CHRISTIAN SCHOOL - 340	20
Mount Vernon Presbyterian School - 11154	17
Mountain Area Christian Academy - 50713	17
New Creation Christian Academy - 50716	12
New Horizon New Direction - 11379	36
North Cobb Christian School - 50717	22
Notre Dame Academy - 11321	32
Old Suwanee Christian School - 11373	6
Omega Learning Center- Acworth Loc - 50719	24
Omega Learning Center- Douglasville Loc - 50720	52
Omega Learning- Marietta Loc - 50721	6

GSNS School	Number of students
Omega Private Academy - 11342	4
Our Lady of Mercy Catholic HS - 50722	4
Our World at H.O.P.E. Park - 11429	25
Peachtree Academy Private School - 50726	9
Peoples Baptist Academy - 11160	11
Perimeter Christian School - 50727	15
Piedmont School of Atlanta - 11317	9
Pinecrest Academy - 11436	2
Porter Academy - 50729	26
PRINCE AVENUE CHRISTIAN SCHOOL - 372	8
Providence Christian Academy - 50731	14
Riverside Military Academy - 50732	40
Robert Toombs Christian Academy - 11228	2
Romar Academy - 11229	29
Sage School - 50734	25
Saint Andrews Montessori School - 11230	1
Saint Andrew's School - 11303	8
Saint Anne-Pacelli Catholic School - 11231	12
Saint Catherine of Siena Catholic School - 50735	3
Saint George's Episcopal School - 11305	1
Saint John Academy - 11320	25
Saint Joseph Catholic School - 50736	1
Saint Joseph's Catholic School - 11232	2
Saint Martin's Episcopal - 11306	4
Schenck School - 50740	48
Shallowford Presbyterian School - 11411	10
Sherwood Christian Academy - 50741	1
Shiloh Christian Academy - 11233	2
Shiloh Hills Christian School - 50742	6
Skipstone Academy - 50743	88
Skipstone Academy Westwood - 11430	29
Social Circle Christian School at First Baptist Church - 11437	1
Sola Fide Lutheran School - 11234	3
Solid Foundation - 50744	1
Solid Foundation Christian Academy - 11453	22
Solid Rock Academy - 50745	34
Southside Christian School - 50748	46
Southwest Atlanta Christian Academy - 50749	19
Sparks Christian Academy - 50750	17
SPATIL A Private Learning Center - 11441	2
Special Needs School of Gwinnett - 50751	44

GSNS School	Number of students
ST. FRANCIS DAY SCHOOL - 272	204
ST. PAUL LUTHERAN SCHOOL - 923	3
St. Peter the Apostle School - 11384	2
Step By Step Enrichment Center - 11442	7
Stepping Stones Educational Therapy Ctr Inc. - 50752	26
Strong Rock Christian School - 11307	18
Summit Autism Center of Atlanta - 50755	6
Sylvan Learning Center - 11416	21
Tattnall Square Academy - 50756	10
Terrell Academy - 11421	1
The Academy of Cartersville - 11426	11
The Bridge Academy - 11361	1
The Bridge of Georgia School - 11362	55
The Campus Academy - 11291	29
The Children's School - 11344	1
The Christian Schools of Anointed Word - 11449	28
The E.J. Wright School for Success - 11425	13
The Eliteminds Tutorial Learning Center	2
The Epstein School - 11345	1
The Forest School - 11434	2
The Friends School of Atlanta - 50758	6
The Heritage School - 11329	8
The Lighthouse - 50759	30
The New School - 11443	2
The SAE School - 11302	8
The Swift School - 50761	77
The Walker School - 11377	8
The Wimbish School - 11380	3
Threshold Community Program - 50634	10
THRIVE Christian Academy Inc. - 11388	90
Tickle Me Pink Daycare and Learning Center - 11444	1
Torah Day School of Atlanta - 50763	8
Trinity Christian School of Sharpsburg - 50765	30
Trinity Prep of Loganville - 11210	86
Trinity School - 11237	1
Triumph in Life Inc. - 11358	13
True Partnership Christian Academy - 11367	22
Unity Christian School - 50766	4
Urban Christian Academy - 11346	14
Victory World Christian School - 50769	2
Waldorf School of Atlanta - 50770	2

GSNS School	Number of students
Warhill Christian Academy - 11400	1
Waverly Hall Christian Academy - 50771	12
Westminster Christian Academy - 50772	3
Westminster Schools of Augusta - 50773	1
William and Reed Academy - 11347	6
Wilson Academy - 11324	31
Woodfield Academy Inc. - 50775	49
Woodward Academy - 149	42
Wynnbrook Christian School - 11385	10
Yeshiva Ohr Yisrael of Atlanta - 11308	4
Grand Total	5,203

2019-2020 School Year - GSNS Average Tuition Costs by Private School Providers

GSNS Private School	Average of Annual Tuition
ABC Montessori School - 50595	\$9,764
ABLE Christian School - 11356	\$7,470
Academe of the Oaks - 11333	\$18,083
Academy at North Fulton - 11164	\$14,998
Academy of Innovation - 11383	\$15,609
Advance Academy - 50596	\$14,000
Advance Learning Academy - 50597	\$6,215
Agape Jr. Academy - 11213	\$4,141
Alexsander Academy - 50598	\$19,278
Arete Preparatory School - 11393	\$8,421
Arlington Christian School - 11316	\$9,816
Ash Tree Learning Center - 50602	\$7,790
Athens Christian School - 50603	\$7,864
Atlanta Academy The - 11326	\$20,459
Atlanta Country Day School - 50604	\$18,580
Atlanta Girl's School - 50605	\$26,330
Atlanta Jewish Academy - 11360	\$24,786
Atlanta Speech School - 50606	\$37,531
Atlanta STEM Academy - 11325	\$9,628
Augusta Christian Schools - 50607	\$13,368
Barnes Academy - 50610	\$7,055
Bedford School - 50612	\$19,402
Benjamin Academy - 11431	\$13,064
Benjamin Franklin Academy - 11152	\$33,511
Berean Christian Academy - 11290	\$5,750
Berean Christian Junior Academy - 11166	\$6,883
Bible Baptist Christian School - 50613	\$6,636
Bizee Brains Learning Academy - 50728	\$6,800
Blessed Trinity Catholic High School - 11169	\$13,029
Braddy Preparatory Academy - 50615	\$10,481
Brandon Hall - 50617	\$28,706
Braselton Christian Academy - 11215	\$9,783
Brenwood Academy - 11314	\$9,500
Bridgeway Christian Academy - 50618	\$13,211
Bright Future Academy - 11368	\$9,219
Brookwood Christian Language School - 50620	\$15,679
Brunswick Christian Academy - 50621	\$5,617

GSNS Private School	Average of Annual Tuition
Byne Christian Academy - 50622	\$5,100
Byron Christian Academy - 50623	\$3,942
Calvary Christian School of Columbus - 11216	\$11,209
Calvary's Harvest Christian Academy - 11369	\$8,500
Camp Jewell - 11156	\$17,616
Campus The - 50625	\$11,675
CAN Academy - 11170	\$6,568
Carolyn Barron Montessori School - 11292	\$9,975
Center Academy - 50626	\$16,650
Central Christian School - 11374	\$10,669
Central Fellowship Christian Academy - 50627	\$8,260
CH Terrell Academy - 50628	\$8,550
Chapel Hill Christian School - 11370	\$5,650
Chatham Academy at Royce - 50629	\$17,535
Chaya Mushka Children's Home - 11334	\$13,800
CHEROKEE CHRISTIAN SCHOOLS INC - 297	\$12,842
Choice Educational Academy - 11427	\$10,587
Christian Heritage School - 50630	\$11,404
Chryalis Experiential Academy - 50631	\$11,507
ClearWater Academy - 50632	\$24,703
CLIFF VALLEY SCHOOL INC. - 189	\$18,872
Closer Look Academy - 11211	\$7,075
Collective Learning Academy - 11414	\$40,900
Community Christian Academy - 11419	\$4,500
Community Christian School - 50633	\$9,939
Connections School of Atlanta - 11371	\$27,750
CORE Community School - 11394	\$16,046
Cornerstone Christian Academy- Royston Loc - 11218	\$8,980
Cornerstone Preparatory Academy - 50637	\$5,873
Cornerstone Schools Inc. - 50638	\$9,357
Cottage School The - 50639	\$26,023
Covenant Christian Academy - 50641	\$8,371
Covenant Christian Ministries Academy - 50642	\$6,200
Covington Academy - 50643	\$7,993
Creekside Christian Academy - 50644	\$6,573
CrossPointe Christian Academy - 11315	\$7,994
Cumberland Academy of GA - 50645	\$24,314
Cumberland Christian Academy - 11159	\$8,985
Curtis Baptist School - 11206	\$8,974
Decatur Adventist Junior Academy - 50647	\$5,103
Dominion Christian High School - 50648	\$10,399

GSNS Private School	Average of Annual Tuition
Double Helix STEAM School - 11439	\$8,500
Downtown Academy - 11375	\$7,025
Eagles Landing Christian Academy - 50649	\$15,139
Eaton Academy - 50650	\$19,250
Ellis School of Atlanta - 11399	\$24,497
Evangel Temple Christian Academy - 50652	\$4,952
Evans Christian Academy - 50653	\$7,597
Faith Baptist Christian Academy - 50654	\$4,267
Faith Christian Academy - 11335	\$6,500
Faith Christian Academy of Griffin - 50655	\$5,693
Faith Lutheran Church and School - 11432	\$9,010
Fideles Christian School - 50657	\$4,422
Flint River Academy - 11294	\$8,100
Foundations for the Future - 50660	\$10,766
Friendship Christian School - 50661	\$11,043
Fullington Academy - 50662	\$6,360
Furtah Preparatory School - 50663	\$13,063
Gatewood Schools - 50666	\$8,860
George Walton Academy - 11415	\$12,673
Gerard Preparatory Academy - 50616	\$8,441
God's Foundation Christian Academy - 11387	\$5,600
Grace Christian Academy - 11312	\$6,006
GracePoint School - 11219	\$21,982
Grant Academy - 11376	\$20,000
Greater Atlanta Adventist Academy - 11161	\$7,879
Green Pastures Christian Schools - 50668	\$5,533
Greenforest McAlep Christian Academy - 50670	\$7,792
Griffin Christian High School - 11220	\$5,294
Heart of Hope Academy - 50672	\$18,000
Hebron Christian Academy - 11395	\$11,648
Heirway Christian Academy - 11221	\$6,232
Heritage Christian Academy - 11208	\$7,758
Hess Academy - 11295	\$16,995
Hills Academy - 11423	\$7,179
Hirsch Academy - 50674	\$29,554
Holy Innocent's Episcopal School - 50675	\$26,710
Holy Spirit Preparatory School - 50676	\$25,591
Hope Springs Christain Learning Center - 11158	\$9,379
Horizon Christian Academy - 50681	\$10,720
Howard School - 50683	\$34,713
Imhotep Academy - 11223	\$10,031

GSNS Private School	Average of Annual Tuition
Immaculate Conception Catholic Schools - 11338	\$16,879
In His Image Christian Academy - 11174	\$7,500
Jacob's Ladder - 50687	\$16,495
John Coble Elementary - 50688	\$5,050
John Hancock Academy - 50689	\$4,884
Joseph Sams School - 50690	\$18,757
Kaleidoscope ABA Inc - 50691	\$29,700
Kingfisher Academy - 50693	\$8,750
King's Way Christian School - 11297	\$6,759
Lafayette Christian School - 50694	\$16,709
LaGrange Academy - 11339	\$9,384
Landmark Christian School - 11435	\$14,470
Legacy Community Academy - 50619	\$7,383
Life Christian Academy - 11299	\$6,681
Light of the World Christian Academy of Atlanta - 50696	\$8,760
Link School The - 11322	\$12,011
Lionheart School - 50699	\$25,940
Lithonia Adventist Academy - 11372	\$7,450
Living Way Christian Academy - 11153	\$8,129
Loganville Christian - 11300	\$9,811
Lyndon Academy - 50701	\$12,437
Maranatha Christian Academy - 11224	\$7,275
McGinnis Woods Country Day School - 50702	\$12,500
MDE School LLC - 11157	\$22,000
Memorial Day School - 50703	\$8,664
Metropolitan Christian Schools - 11365	\$5,625
Mill Springs Academy - 50704	\$25,291
Miller's Military Academy - 50705	\$8,707
Mohammed Schools of Atlanta - 436	\$5,864
Monroe Country Day School - 11417	\$7,500
Montessori Academy at Sharon Springs - 50707	\$10,243
Montessori Children's House of North Forsyth - 50708	\$8,835
Montessorri at Vickery - 11340	\$10,535
Mount Bethel Christian Academy - 11341	\$14,827
Mount de Sales Academy - 50711	\$13,664
MOUNT PARAN CHRISTIAN SCHOOL - 340	\$18,245
Mount Vernon Presbyterian School - 11154	\$23,323
Mountain Area Christian Academy - 50713	\$8,913
New Creation Christian Academy - 50716	\$5,277
New Horizon New Direction - 11379	\$6,265
North Cobb Christian School - 50717	\$15,320

GSNS Private School	Average of Annual Tuition
Notre Dame Academy - 11321	\$21,352
Old Suwanee Christian School - 11373	\$8,256
Omega Learning Center- Acworth Loc - 50719	\$10,380
Omega Learning Center- Douglasville Loc - 50720	\$9,484
Omega Learning- Marietta Loc - 50721	\$10,500
Omega Private Academy - 11342	\$10,188
Our Lady of Mercy Catholic HS - 50722	\$12,186
Our World at H.O.P.E. Park - 11429	\$12,500
Paideia School - 50724	\$21,468
Peachtree Academy Private School - 50726	\$6,975
Peoples Baptist Academy - 11160	\$6,473
Perimeter Christian School - 50727	\$11,976
Piedmont School of Atlanta - 11317	\$25,750
Pinecrest Academy - 11436	\$17,547
Porter Academy - 50729	\$18,137
PRINCE AVENUE CHRISTIAN SCHOOL - 372	\$9,936
Providence Christian Academy - 50731	\$17,513
Riverside Military Academy - 50732	\$31,864
Robert Toombs Christian Academy - 11228	\$5,115
Romar Academy - 11229	\$8,501
Sage School - 50734	\$22,504
Saint Andrews Montessori School - 11230	\$8,654
Saint Andrew's School - 11303	\$12,317
Saint Anne-Pacelli Catholic School - 11231	\$8,163
Saint Catherine of Siena Catholic School - 50735	\$7,609
Saint George's Episcopal School - 11305	\$9,850
Saint John Academy - 11320	\$9,732
Saint Joseph Catholic School - 50736	\$6,869
Saint Joseph's Catholic School - 11232	\$7,333
Saint Martin's Episcopal - 11306	\$27,833
Schenck School - 50740	\$34,977
Shallowford Presbyterian School - 11411	\$5,775
Sherwood Christian Academy - 50741	\$7,373
Shiloh Christian Academy - 11233	\$4,540
Shiloh Hills Christian School - 50742	\$10,070
Skipstone Academy - 50743	\$7,030
Skipstone Academy Westwood - 11430	\$6,423
Social Circle Christian School at First Baptist Church - 11437	\$4,600
Sola Fide Lutheran School - 11234	\$6,863
Solid Foundation - 50744	\$9,630

GSNS Private School	Average of Annual Tuition
Solid Foundation Christian Academy - 11453	\$10,094
Solid Rock Academy - 50745	\$8,715
Southside Christian School - 50748	\$5,941
Southwest Atlanta Christian Academy - 50749	\$10,181
Sparks Christian Academy - 50750	\$7,875
SPATIL A Private Learning Center - 11441	\$10,134
Special Needs School of Gwinnett - 50751	\$13,000
ST. FRANCIS DAY SCHOOL - 272	\$18,688
St. John the Evangelist - 11401	\$5,297
ST. PAUL LUTHERAN SCHOOL - 923	\$7,181
St. Peter the Apostle School - 11384	\$6,887
Step By Step Enrichment Center - 11442	\$6,286
Stepping Stones Educational Therapy Ctr Inc. - 50752	\$9,004
Strong Rock Christian School - 11307	\$13,840
Summit Autism Center of Atlanta - 50755	\$35,288
Sylvan Learning Center - 11416	\$10,000
Tattnall Square Academy - 50756	\$12,499
Terrell Academy - 11421	\$6,130
The Academy of Cartersville - 11426	\$10,000
The Bridge Academy - 11361	\$4,950
The Bridge of Georgia School - 11362	\$9,194
The Campus Academy - 11291	\$7,820
The Children's School - 11344	\$22,750
The Christian Schools of Anointed Word - 11449	\$11,007
The E.J. Wright School for Success - 11425	\$4,906
The Eliteminds Tutorial Learning Center	\$7,800
The Epstein School - 11345	\$27,900
The Forest School - 11434	\$9,975
The Friends School of Atlanta - 50758	\$22,923
The Heritage School - 11329	\$16,153
The Lighthouse - 50759	\$11,148
The New School - 11443	\$15,650
The SAE School - 11302	\$10,342
The Swift School - 50761	\$28,825
The Walker School - 11377	\$27,226
The Wimbish School - 11380	\$5,583
Threshold Community Program - 50634	\$31,382
THRIVE Christian Academy Inc. - 11388	\$8,478
Tickle Me Pink Daycare and Learning Center - 11444	\$3,500
Torah Day School of Atlanta - 50763	\$13,950
Trinity Christian School of Sharpsburg - 50765	\$9,971

GSNS Private School	Average of Annual Tuition
Trinity Prep of Loganville - 11210	\$7,970
Trinity School - 11237	\$6,000
Triumph in Life Inc. - 11358	\$8,125
True Partnership Christian Academy - 11367	\$7,640
Unity Christian School - 50766	\$9,965
Urban Christian Academy - 11346	\$8,735
Victorious Kidz Christian Academy - 50768	\$4,600
Victory World Christian School - 50769	\$7,356
Waldorf School of Atlanta - 50770	\$16,125
Warhill Christian Academy - 11400	\$6,350
Waverly Hall Christian Academy - 50771	\$5,900
Westminster Christian Academy - 50772	\$9,957
Westminster Schools of Augusta - 50773	\$14,000
William and Reed Academy - 11347	\$11,740
Wilson Academy - 11324	\$7,440
Woodfield Academy Inc. - 50775	\$11,776
Woodward Academy - 149	\$30,775
Wynnbrook Christian School - 11385	\$7,970
Yeshiva Ohr Yisrael of Atlanta - 11308	\$17,725
Average Tuition Amount	\$14,847

2019-2020 School Year- Student Assessment in Reading and Mathematics

Due to the COVID-19 pandemic, the requirement that approved private schools regularly report to the department on the student's academic progress, including the results of pre-academic assessments and post-academic assessments given to the student was waived for the 2019-2020 school year.