



Richard Woods, Georgia's School Superintendent  
*"Educating Georgia's Future"*

# **Georgia Special Needs Scholarship Program End of School Year Report 2022-2023 School Year**

**For the Georgia General Assembly per O.C.G.A. § 20-2-2118**

**Georgia Department of Education**

-This page was left intentionally blank -

# Table of Contents

<b>Table of Contents</b> .....	1
<b>Executive Summary</b> .....	2
<b>Program Overview – 2022-2023 Georgia Special Needs Scholarship Program</b> .....	4
<b>Special Needs Scholarship Private School Enrollment by School Year</b> .....	5
<b>2022-2023 School Year - Participation by Student Qualification Type</b> .....	6
<b>2022-2023 School Year - Student Participation Demographics</b> .....	7
<b>Race/Ethnicity Percentages by Special Needs Scholarship and State Public School Students</b> .....	7
<b>Race/Ethnicity GSNS Private School Student Percentages</b> .....	8
<b>Free and Reduced Lunch Participation GSNS Private School Student Percentages</b> .....	8
<b>Student Participation by Gender</b> .....	9
<b>2022-2023 School Year – GSNS Special Education Student Participation by Primary Area of Exceptionality</b> .....	10
<b>2022-2023 School Year – Student Participation by Grade Level</b> .....	11
<b>2022-2023 School Year – School System of Origin for Georgia Special Needs Scholarship Students</b> .....	12
<b>Map: 2022-2023 School Year - School Systems where Georgia Special Needs Scholarship Private Schools Are Located</b> .....	17
<b>2022-2023 School Year - Special Needs Scholarship Average Tuition and Student Participation by Private School Provider</b> .....	18
<b>Student Assessment in Reading and Mathematics</b> .....	26
<b>Parent Satisfaction Survey Results</b> .....	27
<b>Medical/Behavioral Waivers Granted</b> .....	28

## Executive Summary

Senate Bill 10 as signed into law on May 18, 2007, created the Georgia Special Needs Scholarship (GSNS) Program which allows parents of eligible special needs students to transfer their children to another public school, public school system, state school, or approved participating private school. On July 1, 2021, OCGA § 20-2-2114 was further amended to qualify students who received Pre-Kindergarten special education services and students with Section 504 plans with eligible conditions.

This report represents information on the Georgia Special Needs Scholarship for the 2022-2023 school year, as required by O.C.G.A. § 20-2-2118, which stipulates that the Governor's Office of Student Achievement, in conjunction with the Georgia Department of Education (GaDOE), shall provide the General Assembly with a report regarding the scholarship program for the previous fiscal year. This was the sixteenth school year the GSNS Program was administered.

### 2022-2023 Program Highlights

- Total number of students that transferred to another school within their assigned school system or to a school in another school system through the provisions of OCGA § 20-2-2113 was **72**.
- Total student participation in the program for the 2022-2023 school year was 5,864 students. This was an increase of 76 students from the previous school year.
- There were **281** total private schools approved to participate in the Georgia Special Needs Scholarship. Twenty-one of those schools were approved for the first time during the 2022-2023 school year. Fifteen of those 21 schools had scholarship students enrolled during the 2022-2023 school year.
- The average number of students enrolled in each participating private school was **21**.

**Student Demographics**

Total number of students enrolled in a private school approved to participate in the program.	5,864
Number of students qualifying for a scholarship award through an: <ul style="list-style-type: none"> <li>• Individualized Education Program</li> <li>• Section 504 Plan</li> <li>• PreKindergarten, via Pre-K Special Education Services</li> </ul>	5,436 359 69
Percentage of students participating by gender <ul style="list-style-type: none"> <li>• Female</li> <li>• Male</li> </ul>	34% 66%
Percentage of students participating by Ethnicity <ul style="list-style-type: none"> <li>• Asian/Hispanic/Native American/Multi-Racial</li> <li>• Black</li> <li>• White</li> </ul>	19.44% 28.77% 51.79%

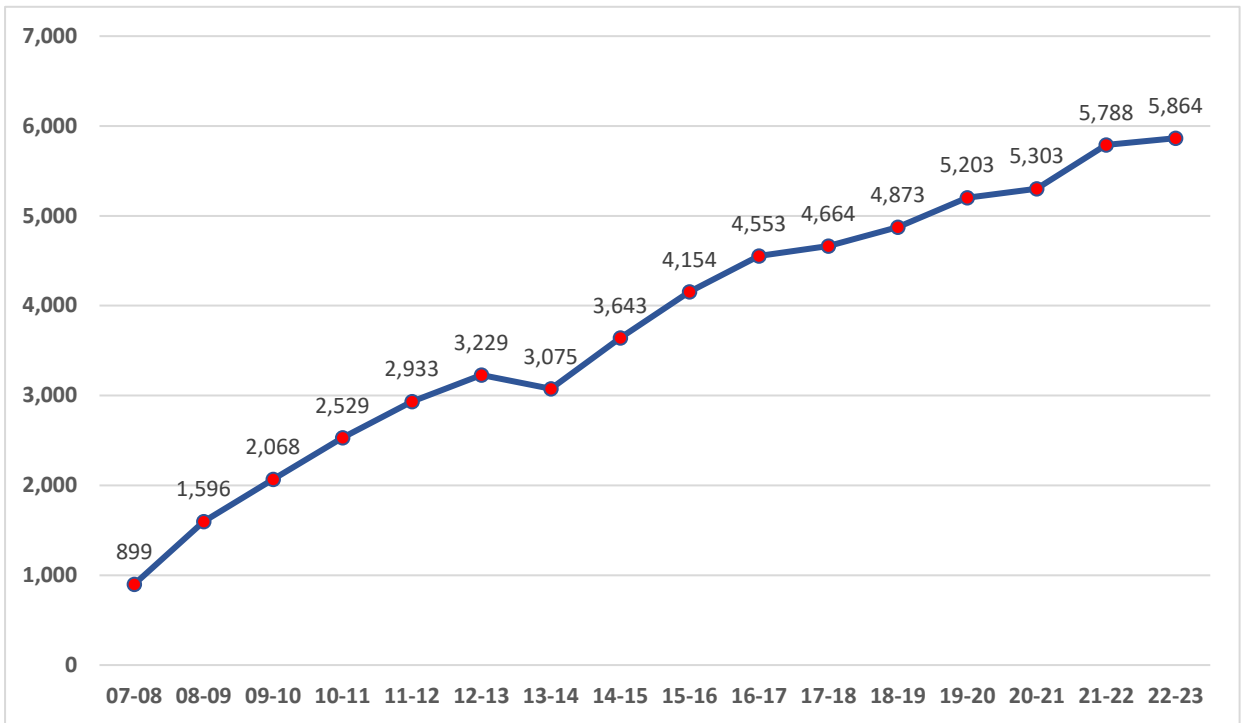
**Financial Information**

	<b>22-23 School Year</b>	<b>21-22 School Year</b>
• Total amount paid in scholarships to students	\$42,513,929	\$38,140,099
• Average annual scholarship amount for students	\$6,821	\$6,590

## Program Overview – 2022-2023 Georgia Special Needs Scholarship Program

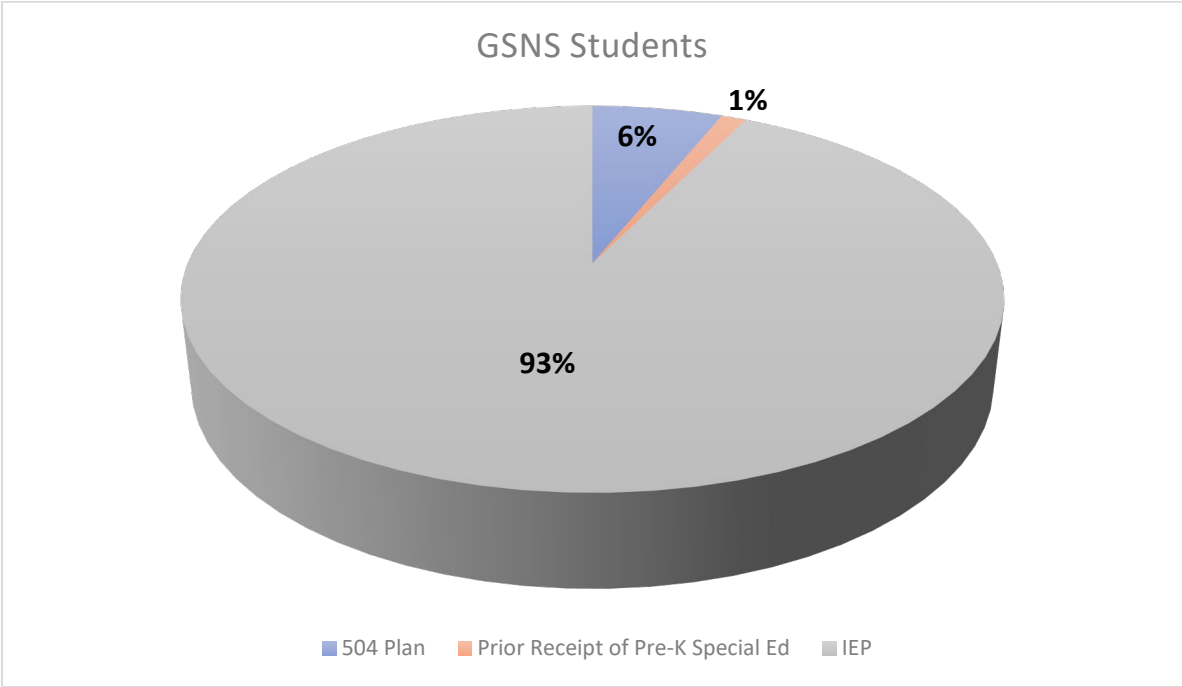
Program Information	Count
Total number of students receiving scholarships during the 2022-2023 school year	5,864
Total number of private schools authorized to participate in GSNS for 2022-2023 school year	281
Highest enrollment in a single participating private school	291
Average number of scholarship students per participating private school	21
Number of Georgia public school systems impacted by scholarship student withdrawals	140
Financial Information	Amounts
Total scholarship payments statewide for FY23	\$42,513,929
Range of annual scholarship amounts for GSNS students	\$1,580 - \$15,383
Average annual scholarship amount	\$6,821
Average total annual payment amount of participating private schools	\$154,596
Average annual tuition of participating private schools	\$13,903
Range of annual tuition of participating private schools	\$4,327 - \$56,020

## Special Needs Scholarship Private School Enrollment by School Year



# 2022-2023 School Year - Participation by Student Qualification Type

Student Type	GSNS Students
504 Plan	359
Prior Receipt of Pre-K Special Education	69
IEP	5,436
<b>Grand Total</b>	<b>5,864</b>



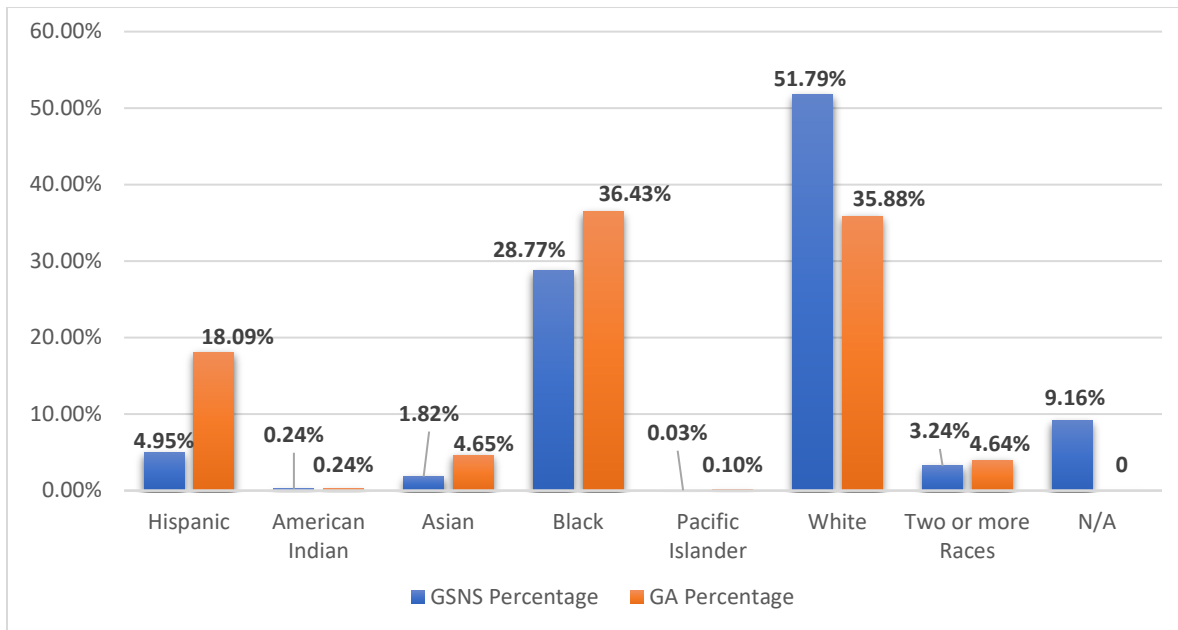


## 2022-2023 School Year - Student Participation Demographics

### Race/Ethnicity Percentages by Special Needs Scholarship and State Public School Students

Race/ Ethnicity	Ethnic Hispanic	Race American Indian	Race Asian	Race Black	Race Pacific Islander	Race White	Two or more Races	N/A	Total
GSNS Percentage	4.95%	0.24%	1.82%	28.77%	0.03%	51.79%	3.24%	9.16%	100%
GA Public School Percentage	18.09%	0.21%	4.65%	36.43%	0.10%	35.88%	4.64%	0.00%	100%

\*Enrollment from October 4, 2022 FTE count of 2023-1 Report



**Race/Ethnicity**  
**GSNS Private School Student Percentages**

<b>Race/Ethnicity</b>	<b>22-23</b>	<b>21-22</b>	<b>20-21</b>	<b>19-20</b>	<b>18-19</b>
<b>Ethnic Hispanic</b>	4.95%	4.97%	4.47%	4.21%	4.15%
<b>Race American Indian</b>	0.24%	0.24%	0.28%	0.25%	0.35%
<b>Race Asian</b>	1.82%	1.95%	1.70%	1.67%	1.62%
<b>Race Black</b>	28.77%	30.39%	32.38%	36.40%	34.46%
<b>Race Pacific Islander</b>	0.03%	0.07%	0.08%	0.10%	0.12%
<b>Race White</b>	51.79%	54.18%	54.50%	52.68%	53.03%
<b>Two or more races</b>	3.24%	3.42%	3.49%	3.08%	3.18%
<b>N/A</b>	9.16%	4.78%	4.17%	3.98%	3.10%

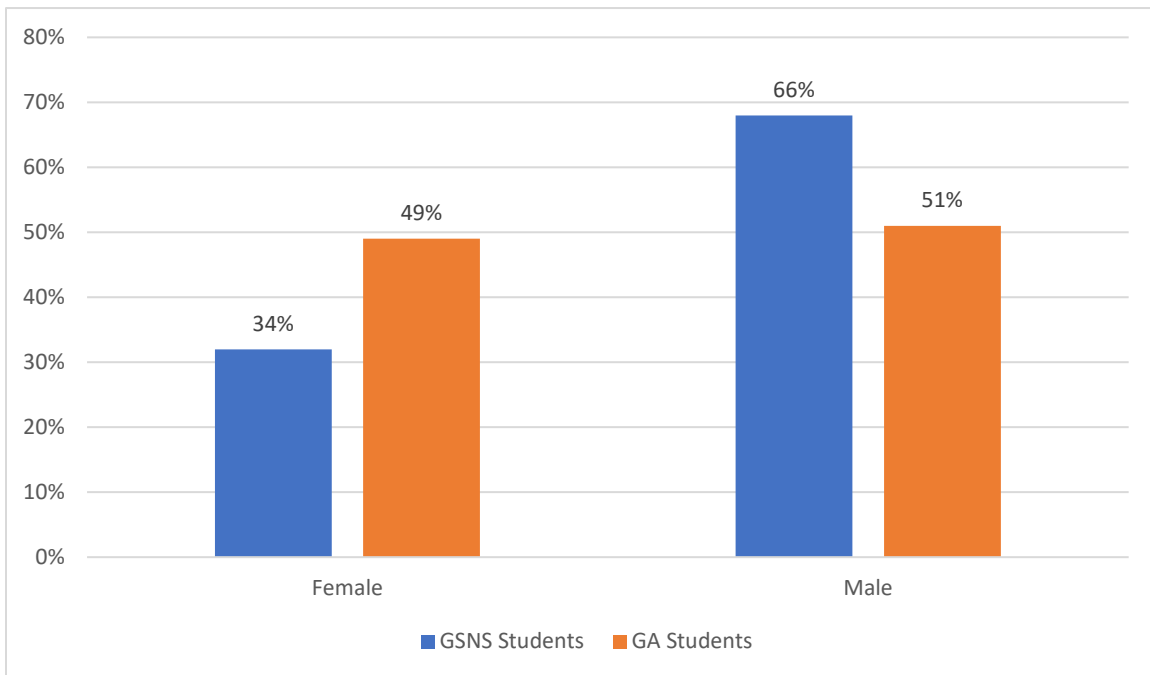
**Free and Reduced Lunch Participation**  
**GSNS Private School Student Percentages**

<b>Free/Reduced Lunch</b>	<b>22-23</b>	<b>21-22</b>	<b>20-21</b>	<b>19-20</b>	<b>18-19</b>
<b>Free</b>	23%	25%	28%	28%	26%
<b>None</b>	69%	69%	67%	67%	68%
<b>Reduced</b>	3%	3%	4%	4%	4%
<b>Blank</b>	5%	3%	1%	1%	1%

## Student Participation by Gender

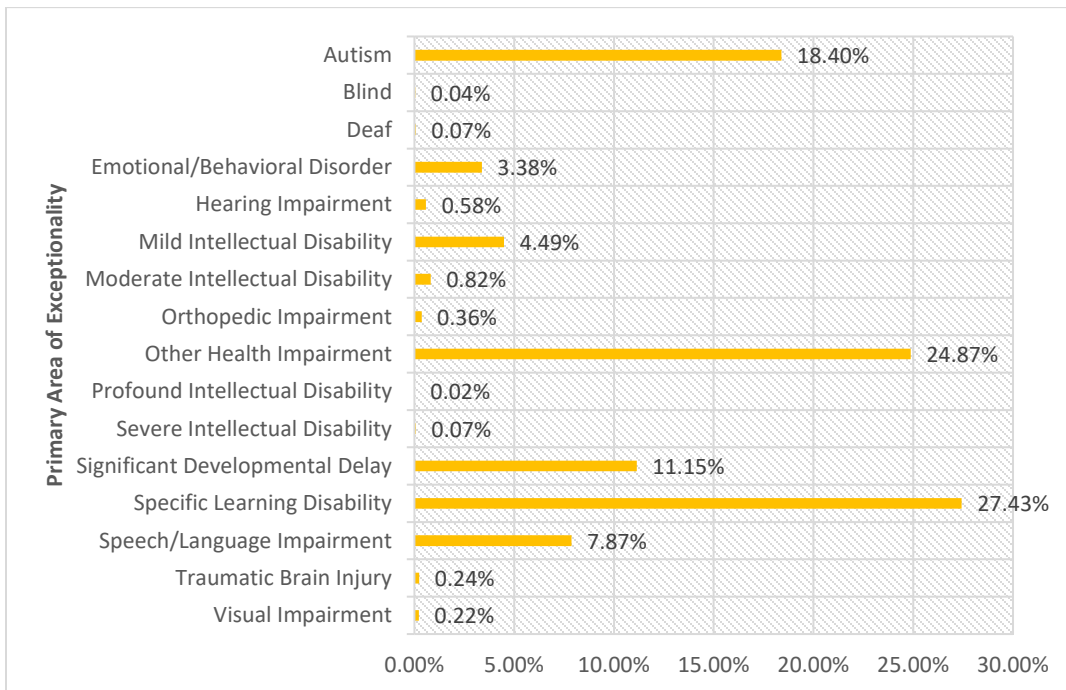
Students	Female	Male	Total
GSNS Percentage	34%	66%	100%
GA Percentage	49%	51%	100%

\*Enrollment from October 4, 2022, FTE count of 2023-1 Report



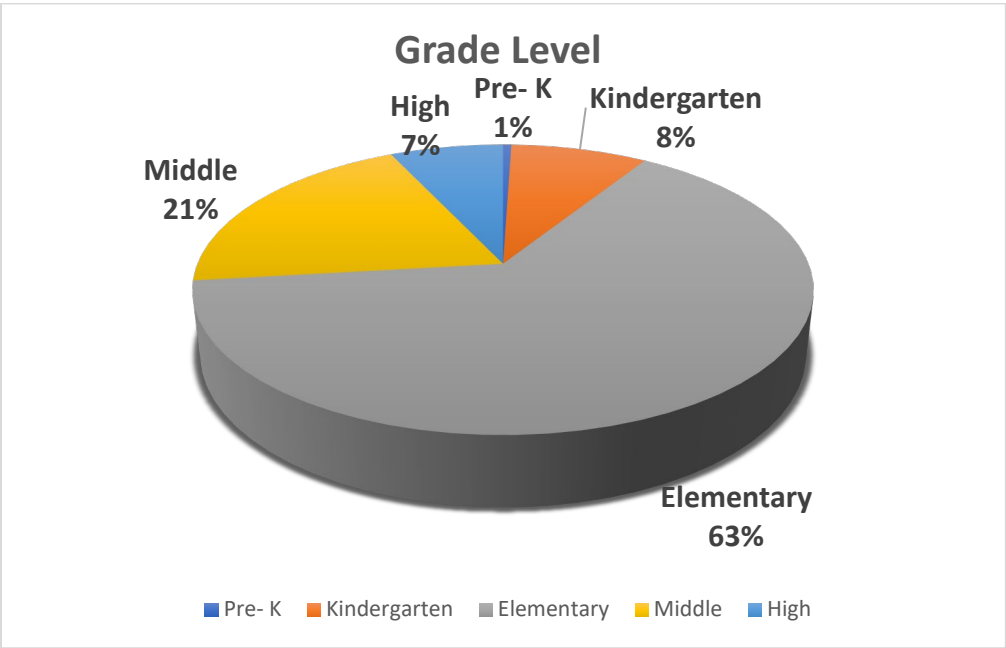
## 2022-2023 School Year – GSNS Special Education Student Participation by Primary Area of Exceptionality

Primary Area of Exceptionality	Number of Students	Percentage
Autism	1,013	18.40%
Blind	2	0.04%
Deaf	4	0.07%
Emotional/Behavioral Disorder	186	3.38%
Hearing Impairment	32	0.58%
Mild Intellectual Disability	247	4.49%
Moderate Intellectual Disability	45	0.82%
Orthopedic Impairment	20	0.36%
Other Health Impairment	1,369	24.87%
Profound Intellectual Disability	1	0.02%
Severe Intellectual Disability	4	0.07%
Significant Developmental Delay	614	11.15%
Specific Learning Disability	1,510	27.43%
Speech/Language Impairment	433	7.87%
Traumatic Brain Injury	13	0.24%
Visual Impairment	12	0.22%
<b>Grand Total</b>	<b>5,505</b>	<b>100.00%</b>



## 2022-2023 School Year – Student Participation by Grade Level

Grade Level	GSNS Student	Percent
Pre- K	69	1%
Kindergarten	486	8%
Elementary	3,672	63%
Middle	1,204	21%
High	433	7%
<b>Total</b>	<b>5,864</b>	<b>100%</b>



## 2022-2023 School Year – School System of Origin for Georgia Special Needs Scholarship Students

School District	Number of Students	Percentage of all GSNS Students
Atlanta Public Schools - 761	377	6.43%
Baldwin County - 605	9	0.15%
Banks County - 606	1	0.02%
Barrow County - 607	11	0.19%
Bartow County - 608	24	0.41%
Ben Hill County - 609	1	0.02%
Bibb County - 611	55	0.94%
Bleckley County - 612	1	0.02%
Brantley County - 613	6	0.10%
Bryan County - 615	7	0.12%
Buford City - 764	4	0.07%
Bulloch County - 616	3	0.05%
Butts County - 618	19	0.32%
Calhoun City - 765	1	0.02%
Camden County - 620	37	0.63%
Carroll County - 622	5	0.09%
Carrollton City - 766	1	0.02%
Cartersville City - 767	14	0.24%
Charlton County - 624	1	0.02%
Chattooga County - 627	1	0.02%
Cherokee County - 628	153	2.61%
City Schools of Decatur - 773	78	1.33%
Clarke County - 629	35	0.60%
Clayton County - 631	97	1.65%
Cobb County - 633	692	11.80%
Colquitt County - 635	11	0.19%
Columbia County - 636	27	0.46%
Cook County - 637	1	0.02%
Coweta County - 638	95	1.62%
Crawford County - 639	3	0.05%
Crisp County - 640	3	0.05%
Dalton Public Schools - 772	7	0.12%
Dawson County - 642	10	0.17%
DeKalb County - 644	679	11.58%
Dooly County - 646	1	0.02%

School District	Number of Students	Percentage of all GSNS Students
Dougherty County - 647	3	0.05%
Douglas County - 648	72	1.23%
Effingham County - 651	6	0.10%
Elbert County - 652	1	0.02%
Evans County - 654	1	0.02%
Fannin County - 655	8	0.14%
Fayette County - 656	190	3.24%
Floyd County - 657	18	0.31%
Forsyth County - 658	225	3.84%
Franklin County - 659	4	0.07%
Fulton County - 660	519	8.85%
Gainesville City - 776	9	0.15%
Gilmer County - 661	1	0.02%
Glascocock County - 662	1	0.02%
Glynn County - 663	26	0.44%
Gordon County - 664	7	0.12%
Griffin-Spalding County - 726	87	1.48%
Gwinnett County - 667	533	9.09%
Habersham County - 668	2	0.03%
Hall County - 669	46	0.78%
Hancock County - 670	6	0.10%
Harris County - 672	16	0.27%
Hart County - 673	18	0.31%
Heard County - 674	1	0.02%
Henry County - 675	272	4.64%
Houston County - 676	27	0.46%
Jackson County - 678	17	0.29%
Jasper County - 679	7	0.12%
Jefferson City - 779	8	0.14%
Johnson County - 683	1	0.02%
Jones County - 684	10	0.17%
Lamar County - 685	13	0.22%
Lee County - 688	8	0.14%
Liberty County - 689	4	0.07%
Long County - 691	1	0.02%
Lowndes County - 692	5	0.09%
Lumpkin County - 693	5	0.09%
Macon County - 694	1	0.02%
Madison County - 695	7	0.12%

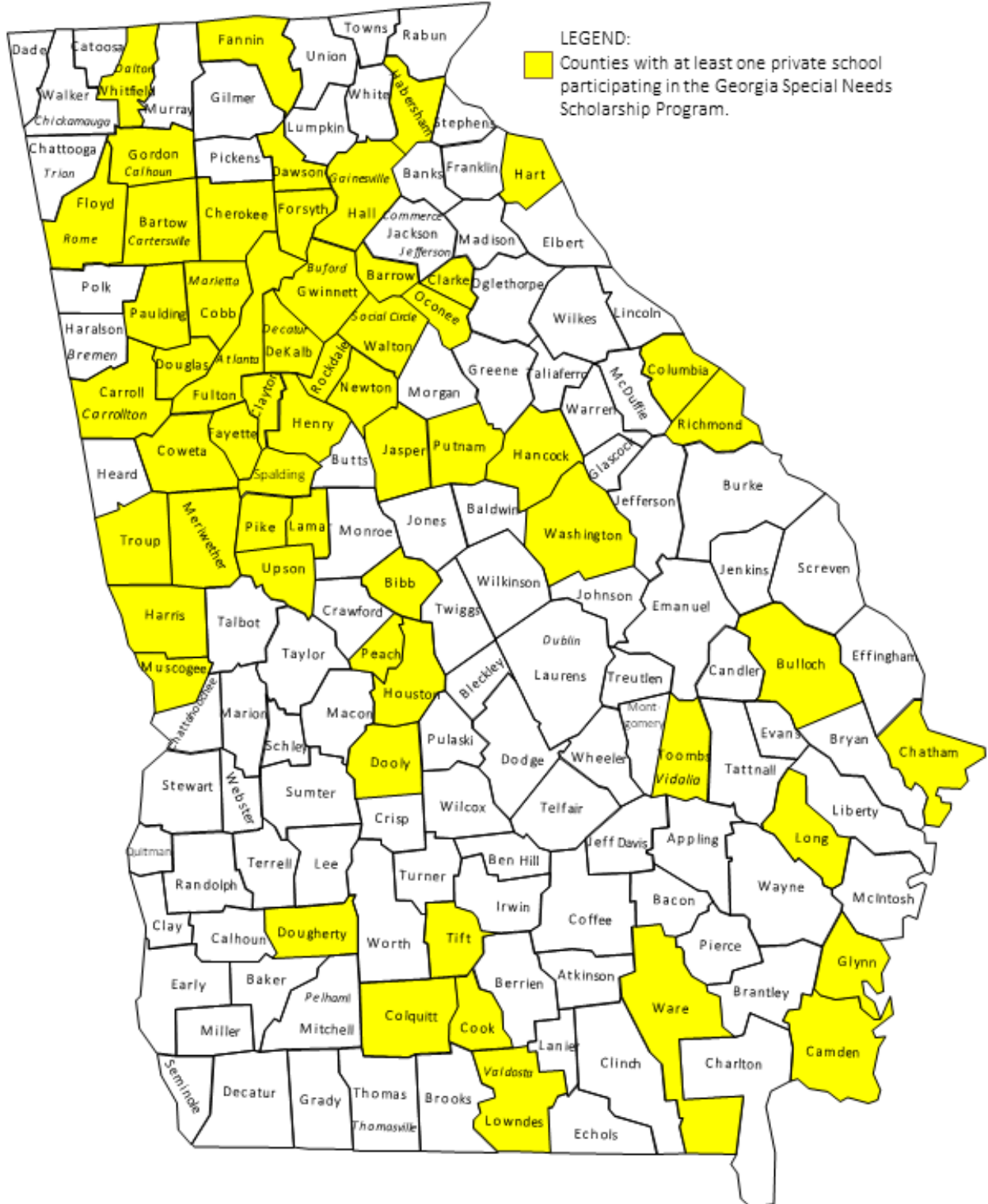
School District	Number of Students	Percentage of all GSNS Students
Marietta City - 781	22	0.38%
Marion County - 696	1	0.02%
McIntosh County - 698	3	0.05%
Meriwether County - 699	12	0.20%
Monroe County - 702	12	0.20%
Morgan County - 704	2	0.03%
Muscogee County - 706	119	2.03%
Newton County - 707	131	2.23%
Oconee County - 708	18	0.31%
Oglethorpe County - 709	1	0.02%
Paulding County - 710	80	1.36%
Peach County - 711	7	0.12%
Pickens County - 712	3	0.05%
Pierce County - 713	6	0.10%
Pike County - 714	14	0.24%
Polk County - 715	4	0.07%
Pulaski County - 716	1	0.02%
Putnam County - 717	1	0.02%
Rabun County - 719	1	0.02%
Richmond County - 721	67	1.14%
Rockdale County - 722	66	1.13%
Rome City - 785	10	0.17%
Savannah-Chatham County - 625	225	3.84%
Social Circle City - 786	3	0.05%
State Schools-Atlanta Area School for the Deaf - 7991893	1	0.02%
State Specialty Schools I-Cherokee Charter Academy - 7820212	8	0.14%
State Specialty Schools I-Dubois Integrity Academy - 7820617	3	0.05%
State Specialty Schools I-Georgia Connections Academy (Virtual) - 7820412	30	0.51%
State Specialty Schools I-Georgia Cyber Academy (Virtual) - 7820120	97	1.65%
State Specialty Schools I-Georgia School for Innovation and the Classics - 7820616	2	0.03%
State Specialty Schools II-Academy For Classical Education - 7830623	2	0.03%
State Specialty Schools II-Brookhaven Innovation Academy - 7830613	8	0.14%



School District	Number of Students	Percentage of all GSNS Students
State Specialty Schools II-Coweta Charter Academy - 7830610	7	0.12%
State Specialty Schools II-Fulton Leadership Academy - 7830310	3	0.05%
State Specialty Schools II-Genesis Innovation Academy for Boys - 7830615	3	0.05%
State Specialty Schools II-International Academy of Smyrna - 7830619	2	0.03%
State Specialty Schools II-International Charter Academy of Georgia - 7830620	4	0.07%
State Specialty Schools II-Liberty Tech Charter Academy - 7830614	4	0.07%
State Specialty Schools I-International Charter School of Atlanta - 7820614	6	0.10%
State Specialty Schools II-Resurgence Hall Charter School - 7830617	2	0.03%
State Specialty Schools II-SAIL Charter Academy - School for Arts-Infused Learning - 7830618	2	0.03%
State Specialty Schools II-SLAM Academy of Atlanta - 7830621	1	0.02%
State Specialty Schools I-Ivy Preparatory Academy Inc - 7820612	5	0.09%
State Specialty Schools II-Yi Hwang Academy of Language Excellence - 7830625	1	0.02%
State Specialty Schools I-Mountain Education High School - 7820108	3	0.05%
State Specialty Schools I-Odyssey Charter School - 7820110	9	0.15%
State Specialty Schools I-Utopian Academy for the Arts Charter School - 7820121	1	0.02%
Talbot County - 730	1	0.02%
Tattnall County - 732	1	0.02%
Taylor County - 733	6	0.10%
Thomaston-Upson County - 745	11	0.19%
Tift County - 737	8	0.14%
Toombs County - 738	1	0.02%
Trion City - 791	1	0.02%
Troup County - 741	31	0.53%
Union County - 744	6	0.10%
Valdosta City - 792	1	0.02%
Walker County - 746	3	0.05%

School District	Number of Students	Percentage of all GSNS Students
Walton County - 747	71	1.21%
Ware County - 748	29	0.49%
Washington County - 750	4	0.07%
Wayne County - 751	2	0.03%
White County - 754	1	0.02%
Whitfield County - 755	14	0.24%
Wilkinson County - 758	1	0.02%
Worth County - 759	3	0.05%
<b>Grand Total</b>	<b>5,864</b>	<b>100.00%</b>

## Map: 2022-2023 School Year - School Systems where Georgia Special Needs Scholarship Private Schools Are Located



## 2022-2023 School Year - Special Needs Scholarship Average Tuition and Student Participation by Private School Provider

GSNS School	Average of Annual Tuition	Number of Students
ABC Montessori School - 50595	\$12,150	12
ABLE Christian School - 11356	\$7,965	40
Academe of the Oaks - 11333	\$21,077	6
Academy at North Fulton - 11164	\$14,998	31
Academy of Innovation - 11383	\$17,350	20
Acton Academy at Serenbe - 11468	\$10,500	2
Advance Academy - 50596	\$15,400	34
Advance Learning Academy - 50597	\$6,525	40
Agape Jr. Academy - 11213	\$4,500	6
Alexsander Academy - 50598	\$19,026	19
Arete Preparatory School - 11393	\$9,793	29
Arlington Christian School - 11316	\$9,169	8
Ash Tree Learning Center - 50602	\$9,816	24
Athens Christian School - 50603	\$8,727	23
Atlanta Academy The - 11326	\$21,327	15
Atlanta Girl's School - 50605	\$28,875	13
Atlanta Jewish Academy - 11360	\$24,233	5
Atlanta Prep LLC - 11480	\$18,959	17
Atlanta Speech School - 50606	\$38,693	11
Atlanta STEM Academy - 11325	\$9,615	18
Augusta Christian Schools - 50607	\$13,817	18
Barnes Academy - 50610	\$6,698	25
Bedford School - 50612	\$20,222	92
Benjamin Academy - 11431	\$13,813	8
Benjamin Franklin Academy - 11152	\$48,090	24
Berean Christian Junior Academy - 11166	\$6,758	5
Bethesda Academy - 11289	\$8,000	12
Bible Baptist Christian School - 50613	\$7,090	5
Blessed Trinity Catholic High School - 11169	\$15,067	18
Braddy Preparatory Academy - 50615	\$10,106	24
Brandon Hall - 50617	\$31,750	6
Braselton Christian Academy - 11215	\$9,559	59
Brentwood School - 11602	\$6,183	4
Bridgeway Christian Academy - 50618	\$10,116	12
Bright Future Academy - 11368	\$10,088	5

<b>GSNS School</b>	<b>Average of Annual Tuition</b>	<b>Number of Students</b>
Brightmont Academy - 11485	\$25,786	7
Brookwood Christian Language School - 50620	\$19,443	61
Brunswick Christian Academy - 50621	\$5,361	20
Bulloch Academy Inc - 11475	\$8,916	2
Byron Christian Academy - 50623	\$4,500	11
Calvary Christian School of Columbus - 11216	\$9,152	32
Calvary's Harvest Christian Academy - 11369	\$8,883	6
Camp Jewell - 11156	\$19,517	87
Campus The - 50625	\$11,663	76
CAN Academy - 11170	\$6,705	44
Carman Adventist School - 11479	\$5,280	1
Carolyn Barron Montessori School - 11292	\$8,560	5
Central Christian School - 11374	\$11,321	24
Central Fellowship Christian Academy - 50627	\$8,375	17
CH Terrell Academy - 50628	\$8,550	9
Challenge Preparatory Academy - 11594	\$7,500	6
Chapel Hill Christian School - 11370	\$6,050	2
Chatham Academy at Royce - 50629	\$20,648	66
Chaya Mushka Children's Home - 11334	\$13,700	1
CHEROKEE CHRISTIAN SCHOOLS INC - 297	\$12,675	6
Choice Educational Academy - 11427	\$15,450	33
Christian Heritage School - 50630	\$12,192	23
Christine Elizabeth Academy - 11490	\$8,750	1
Chryalis Experiential Academy - 50631	\$10,636	22
ClearWater Academy - 50632	\$25,243	37
CLIFF VALLEY SCHOOL INC. - 189	\$19,360	3
Closer Look Academy - 11211	\$7,300	2
Collective Learning Academy - 11414	\$50,752	2
Colquitt Christian Academy of Moultrie - 11458	\$6,833	9
Community Christian Academy - 11419	\$4,500	1
Community Christian School - 50633	\$17,273	20
Connections School of Atlanta - 11371	\$31,063	8
CORE Community School - 11394	\$19,009	50
Cornerstone Preparatory Academy - 50637	\$6,204	8
Cornerstone Schools Inc. - 50638	\$9,200	17
Cottage School The - 50639	\$28,065	152
Covenant Christian Academy - 50641	\$8,900	17
Covington Academy - 50643	\$8,647	87
Creekside Christian Academy - 50644	\$8,992	9

<b>GSNS School</b>	<b>Average of Annual Tuition</b>	<b>Number of Students</b>
CrossPointe Christian Academy - 11315	\$8,498	12
Cumberland Academy of GA - 50645	\$26,790	78
Cumberland Christian Academy - 11159	\$9,291	17
Curtis Baptist School - 11206	\$8,837	19
Decatur Adventist Junior Academy - 50647	\$6,138	13
Dominion Christian High School - 50648	\$10,313	16
Dominion Leadership Academy - 11492	\$6,726	21
Double Helix STEAM School - 11439	\$10,000	15
Duluth Adventist Christian School - 11293	\$6,000	1
Dunwoody Christian School - 11604	\$12,000	2
Eagles Landing Christian Academy - 50649	\$15,340	22
Eaton Academy - 50650	\$22,309	43
Ellis School of Atlanta - 11399	\$56,020	2
Evangel Temple Christian Academy - 50652	\$4,327	11
Excel Christian Academy - 11418	\$8,200	3
Faith Christian Academy of Griffin - 50655	\$6,205	15
Faith Lutheran Church and School - 11432	\$9,500	2
Fideles Christian School - 50657	\$4,505	10
First Baptist Christian School - 11488	\$8,080	3
Flint River Academy - 11294	\$7,519	4
Foundations for the Future - 50660	\$12,341	1
Friendship Christian School - 50661	\$12,040	19
Fullington Academy - 50662	\$7,188	9
Furtah Preparatory School - 50663	\$11,216	63
Gainesville Preparatory School - 11607	\$11,563	16
Gatewood Schools - 50666	\$8,360	2
Genesis Preparatory Academy - 11469	\$7,000	5
George Walton Academy - 11415	\$13,745	13
Gerard Preparatory Academy - 50616	\$8,013	52
Godâ€™s Foundation Christian Academy - 11387	\$6,000	5
Grace Christian Academy - 11312	\$6,877	32
GracePoint School - 11219	\$24,246	57
Greater Atlanta Adventist Academy - 11161	\$7,007	4
Green Pastures Christian Schools - 50668	\$5,517	6
Greenforest McAlep Christian Academy - 50670	\$8,350	12
Griffin Christian High School - 11220	\$6,008	12
Harbour Oaks Montessori School Inc - 11471	\$11,544	8
Heart of Hope Academy - 50672	\$18,000	6
Hebron Christian Academy - 11395	\$14,207	45

<b>GSNS School</b>	<b>Average of Annual Tuition</b>	<b>Number of Students</b>
Heirway Christian Academy - 11221	\$15,599	8
Heritage Christian Academy - 11208	\$6,592	12
Hess Academy - 11295	\$16,921	10
High Achievers Education Center INC - 11457	\$7,167	3
Hills Academy - 11423	\$7,554	41
Hillside Montessori of Lagrange - 11476	\$9,000	1
Hirsch Academy - 50674	\$32,673	13
Holy Innocent's Episcopal School - 50675	\$30,633	7
Holy Spirit Preparatory School - 50676	\$24,250	9
Hope Springs Christian Learning Center - 11158	\$10,813	12
Horizon Christian Academy - 50681	\$11,967	49
Howard Scholars Academy - 11463	\$8,921	39
Howard School - 50683	\$39,064	128
Imhotep Academy - 11223	\$11,100	14
Immaculate Conception Catholic Schools - 11338	\$16,469	39
Immaculate Heart of Mary School - 11609	\$8,755	1
International Montessori School Auburn - 11470	\$9,643	3
Jacob's Ladder - 50687	\$47,990	51
John Coble Elementary - 50688	\$5,864	4
John Hancock Academy - 50689	\$5,221	21
Joseph Sams School - 50690	\$19,252	47
Joy Villages School - 11605	\$8,425	6
Kaleidoscope ABA Inc - 50691	\$24,694	5
King's Way Christian School - 11297	\$8,167	9
Kulima Montessori - 11489	\$13,735	4
Lafayette Christian School - 50694	\$20,328	33
Landmark Christian School - 11435	\$19,740	15
Lanier Christian Academy - 11482	\$9,405	5
Liberty Eagle Academy - 11481	\$8,500	2
Life Christian Academy - 11299	\$6,694	109
Light of the World Christian Academy of Atlanta - 50696	\$8,989	45
Link School The - 11322	\$13,068	25
Lionheart School - 50699	\$28,000	24
Lithonia Adventist Academy - 11372	\$5,850	2
Living Way Christian Academy - 11153	\$8,216	9
Loganville Christian - 11300	\$11,616	22
Lyndon Academy - 50701	\$16,250	8
Majestic Preparatory Academy - 11483	\$7,200	1
Maranatha Christian Academy - 11224	\$7,414	7

<b>GSNS School</b>	<b>Average of Annual Tuition</b>	<b>Number of Students</b>
McGinnis Woods Country Day School - 50702	\$39,360	5
MDE School LLC - 11157	\$23,306	72
Memorial Day School - 50703	\$8,878	23
Metropolitan Christian Schools - 11365	\$7,480	5
Mill Springs Academy - 50704	\$26,251	155
Miller's Military Academy - 50705	\$8,868	50
Mohammed Schools of Atlanta - 436	\$7,010	8
Monroe Country Day School - 11417	\$8,250	7
Monsignor Donovan Catholic High School - 11595	\$12,850	9
Montessori Academy at Sharon Springs - 50707	\$11,690	6
Mount Bethel Christian Academy - 11341	\$17,033	35
Mount de Sales Academy - 50711	\$15,310	6
MOUNT PARAN CHRISTIAN SCHOOL - 340	\$21,771	36
Mount Pisgah Christian School - 50712	\$22,450	2
Mount Vernon Presbyterian School - 11154	\$28,428	48
Mountain Area Christian Academy - 50713	\$9,145	13
New Creation Christian Academy - 50716	\$5,791	20
New Heights Academy INC - 11464	\$19,650	23
New Horizon New Direction - 11379	\$6,365	26
North Cobb Christian School - 50717	\$16,955	49
Notre Dame Academy - 11321	\$18,617	20
Old Suwanee Christian School - 11373	\$8,893	7
Omega Learning Center- Acworth Loc - 50719	\$11,038	13
Omega Learning Center- Douglasville Loc - 50720	\$9,849	51
Omega Private Academy - 11342	\$10,500	3
Our World at H.O.P.E. Park - 11429	\$12,500	45
Paideia School - 50724	\$27,308	2
Peachtree Academy Private School - 50726	\$8,765	17
Peoples Baptist Academy - 11160	\$7,450	10
Perimeter Christian School - 50727	\$15,418	11
Piedmont Academy INC - 11459	\$7,850	33
Piedmont School of Atlanta - 11317	\$28,400	10
Pinecrest Academy - 11436	\$18,080	4
Porter Academy - 50729	\$20,443	43
PRINCE AVENUE CHRISTIAN SCHOOL - 372	\$11,342	7
Providence Christian Academy - 50731	\$19,689	39
Providence School of Tifton - 11478	\$11,565	9
Queen of Angels Catholic School - 11597	\$9,570	1
Ramah Junior Academy - 11466	\$7,142	6



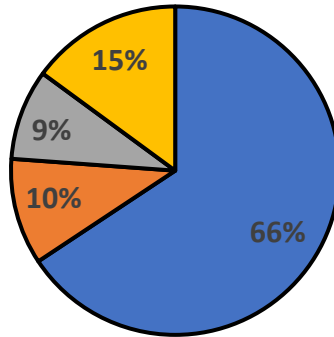
<b>GSNS School</b>	<b>Average of Annual Tuition</b>	<b>Number of Students</b>
Riverside Military Academy - 50732	\$41,960	20
Riverstone Montessori Academy LLC - 11593	\$12,444	1
Robert Toombs Christian Academy - 11228	\$5,704	1
Rock Springs Academy - 11603	\$11,930	1
Sacred Heart School - 11445	\$19,500	4
Sage School - 50734	\$26,824	44
Saint Andrew's School - 11303	\$16,675	4
Saint Anne-Pacelli Catholic School - 11231	\$9,380	14
Saint Catherine of Siena Catholic School - 50735	\$8,827	7
Saint George's Episcopal School - 11305	\$9,516	9
Saint John Academy - 11320	\$7,143	21
Saint Joseph Catholic School - 50736	\$8,543	8
Saint Joseph's Catholic School - 11232	\$9,255	2
Saint Martin's Episcopal - 11306	\$28,744	5
Savannah River Academy - 11606	\$13,000	1
Schenck School - 50740	\$39,800	51
Shallowford Presbyterian School - 11411	\$7,570	15
Sherwood Christian Academy - 50741	\$9,809	2
Shiloh Hills Christian School - 50742	\$12,000	5
Skipstone Academy - 50743	\$6,484	65
Skipstone Academy Westwood - 11430	\$6,259	20
Social Circle Christian School at First Baptist Church - 11437	\$4,963	8
Sola Fide Lutheran School - 11234	\$7,950	5
Solid Foundation Christian Academy - 11453	\$10,318	19
Solid Rock Academy - 50745	\$8,280	12
Southern Raised Learning Academy - 11474	\$17,000	29
Southside Christian School - 50748	\$5,920	39
Southwest Atlanta Christian Academy - 50749	\$11,444	9
Special Needs School of Gwinnett - 50751	\$16,500	66
ST. FRANCIS DAY SCHOOL - 272	\$19,455	239
St. John the Evangelist - 11401	\$7,995	4
St. Mary's Academy - 52783	\$8,400	1
ST. PAUL LUTHERAN SCHOOL - 923	\$7,668	8
St. Peter the Apostle School - 11384	\$6,511	7
St. Pius X Catholic School - 11610	\$16,250	2
Step By Step Enrichment Center - 11442	\$6,613	8
Stepping Stones Educational Therapy Ctr Inc. - 50752	\$10,000	29
Strong Rock Christian School - 11307	\$15,415	21
Summit Autism Center of Atlanta - 50755	\$37,083	6

<b>GSNS School</b>	<b>Average of Annual Tuition</b>	<b>Number of Students</b>
Sylvan Learning Center Columbus - 11460	\$6,000	34
Sylvan Learning Center Rome - 11416	\$11,053	19
Tattnall Square Academy - 50756	\$10,846	14
Terrell Academy - 11421	\$6,440	7
The Academy GA - 11456	\$16,157	7
The Academy of Cartersville - 11426	\$11,474	19
The Bridge of Georgia School - 11362	\$10,530	55
The Campus Academy - 11291	\$7,132	33
The Children's School - 11344	\$22,015	2
The Christian Schools of Anointed Word - 11449	\$10,690	25
The Courage School - 11600	\$31,100	10
The E.J. Wright School for Success - 11425	\$6,000	7
The Eliteminds Tutorial Learning Center	\$8,400	1
The Epstein School - 11345	\$27,000	1
The Fitting Academy - 11596	\$16,800	3
The Forest School - 11434	\$10,775	6
The Friends School of Atlanta - 50758	\$24,326	15
The Haven Academy - 11465	\$8,719	27
The Heritage School - 11329	\$17,156	7
The Loom School - 11598	\$26,000	15
The New School - 11443	\$18,000	8
The SAE School - 11302	\$12,457	11
The Swift School - 50761	\$32,276	95
The Walker School - 11377	\$28,515	37
The Wimbish School - 11380	\$5,250	1
Threshold Community Program - 50634	\$33,270	10
THRIVE Christian Academy Inc. - 11388	\$7,439	106
Torah Day School of Atlanta - 50763	\$14,550	12
Trinity Christian School of Sharpsburg - 50765	\$11,497	27
Trinity Prep of Loganville - 11210	\$8,555	60
Triumph in Life Inc. - 11358	\$10,000	2
True Partnership Christian Academy - 11367	\$8,100	30
Unity Christian School - 50766	\$10,217	6
Urban Christian Academy - 11346	\$8,735	5
Waldorf School of Atlanta - 50770	\$17,820	1
Warhill Christian Academy - 11400	\$5,891	28
Waverly Hall Christian Academy - 50771	\$5,900	10
Westminster Christian Academy - 50772	\$10,700	1
Westminster Schools of Augusta - 50773	\$15,492	3

<b>GSNS School</b>	<b>Average of Annual Tuition</b>	<b>Number of Students</b>
William and Reed Academy - 11347	\$11,266	19
Wilson Academy - 11324	\$8,086	27
Woodfield Academy Inc. - 50775	\$12,800	54
Woodward Academy - 149	\$34,622	48
Wynnbrook Christian School - 11385	\$8,373	20
Yeshiva Ohr Yisrael of Atlanta - 11308	\$17,700	2
<b>Grand Total</b>	<b>\$16,238</b>	<b>5,864</b>

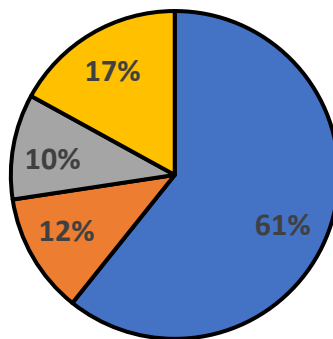
## Student Assessment in Reading and Mathematics

22-23 School Year - Student Assessment in Reading



■ Progress of 1 year ■ Progress of more than a year ■ No progress ■ Progress of less than a year

22-23 School Year - Student Assessment in Math



■ Progress of 1 year ■ Progress of more than a year ■ No progress ■ Progress of less than a year

## Parent Satisfaction Survey Results

**How satisfied were you with the Georgia Special Needs Scholarship Program during the school year?**

School Year	Very Satisfied	Satisfied	Unsatisfied	Very Unsatisfied
2022-2023	63.9%	28.4%	2.9%	4.9%
2021-2022	64.3%	27.1%	2.7%	5.9%

**How likely are you to recommend the Georgia Special Needs Scholarship program to others?**

School Year	Very Likely	Likely	Unlikely	Very Unlikely
2022-2023	79.4%	17.0%	0.8%	2.8%
2021-2022	80.4%	15.6%	1.0%	3.0%

**How satisfied were you with the participating private school your child attended during the school year?**

School Year	Very Satisfied	Satisfied	Unsatisfied	Very Unsatisfied
2022-2023	70.2%	20.5%	3.5%	5.8%
2021-2022	71.5%	18.4%	3.1%	7.0%

**Overall, how satisfied were you with the educational program your child received at the participating private school he or she attended during the school year?**

School Year	Very Satisfied	Satisfied	Unsatisfied	Very Unsatisfied
2022-2023	68.3%	22.5%	3.3%	6.0%
2021-2022	69.7%	19.7%	4.0%	6.6%

**Overall, how effective do you believe the participating private school's curriculum was preparing your child for the next grade and future success during the school year?**

School Year	Very Effective	Effective	Ineffective	Very Ineffective
2022-2023	66.1%	24.1%	4.9%	4.9%
2021-2022	68.6%	21.9%	4.3%	5.2%

**How satisfied were you with the participating private school's ability to keep you updated about the progress of your child during the school year?**

School Year	Very Satisfied	Satisfied	Unsatisfied	Very Unsatisfied
2022-2023	67.4%	22.9%	4.3%	5.4%
2021-2022	70.2%	18.9%	4.7%	6.2%

Total responses received for 22-23 School Year = 1,185

Total responses received for 21-22 School Year = 1,000

## Medical/Behavioral Waivers Granted

Waivers for specific medical and behavioral conditions may be granted for participation in the Georgia Special Needs Scholarship program to earn a scholarship award to be used at a participating private school as determined by the State Board of Education on a case-by-case basis.

	<b>2022-2023</b>	<b>2021-2022</b>	<b>2020-2021</b>	<b>2019-2020</b>
<b>TOTALS</b>	<b>96</b>	<b>94</b>	<b>81</b>	<b>51</b>

Pursuant to O.C.G.A. § 20-2-2114 (a)(3)  
as enacted by HB70 during 2013 Legislative Session.