


# Georgia Special Needs Scholarship Program Annual Report: 2024-2025 School Year

Prepared for the Georgia General Assembly per O.C.G.A.  
20-2-2118



## Table of Contents

Introduction & Program Overview.....	3
2024–2025 Georgia Special Needs Scholarship: Student Overview.....	3
2024–2025 Georgia Special Needs Scholarship: Program Overview .....	4
2024–2025 Georgia Special Needs Scholarship: Financial Overview.....	4
2024–2025 Georgia Special Needs Scholarship (GSNS) Participating Student Demographics..	5
Number of GSNS Participating Students Over Time.....	5
Enrollment of GSNS Students and Georgia Public School Students by Ethnicity/Race .....	5
Enrollment of GSNS Students by Ethnicity/Race: Three-Year Trend.....	6
Enrollment of GSNS Students by Free and Reduced Lunch (FRL) Participation: Three-Year Trend.....	6
Enrollment of GSNS Students by Primary Area of Exceptionality .....	6
Enrollment of GSNS Students by School System of Origin.....	7
2024–2025 Georgia Special Needs Scholarship (GSNS) Participating Private School Information.....	11
State Map of GSNS Participating Private Schools .....	11
Participating Private Schools: Average Annual Tuition and Enrollment of GSNS Students ....	12
Parent Satisfaction Survey Results .....	20
Medical/Behavioral Waivers Granted .....	20

## Introduction & Program Overview

The Georgia Special Needs Scholarship (GSNS) program was established in 2007 with the passage of Senate Bill 10 by the Georgia General Assembly. The program allows parents of eligible special needs students to transfer their children to another public school, public school system, state school, or approved participating private school. Eligible students who enroll in and attend a participating private school may receive a scholarship in accordance with the provisions of the law.

This report represents information on the Georgia Special Needs Scholarship for the 2024-25 school year, as required by O.C.G.A. § 20-2-2118, which stipulates that the Governor’s Office of Student Achievement, in conjunction with the Georgia Department of Education (GaDOE), shall provide the General Assembly with a report regarding the scholarship program for the previous fiscal year.

### 2024–2025 Georgia Special Needs Scholarship: Student Overview

Total number of participating students in the GSNS program <sup>1</sup> :	6,631
Number of participating students by school year quarter <sup>2</sup> :	
• Quarter 1	6,334
• Quarter 2	6,312
• Quarter 3	6,424
• Quarter 4	6,369
Number and percentage of participating students by eligibility category:	
• Individualized Education Program	6,138 (92.6%)
• Section 504 Plan	341(5.1%)
• Pre-K Special Education Services	152 (2.3%)
Percentage of participating students by gender:	
• Male	35.0%
• Female	64.2%
Percentage of participating students by race/ethnicity:	
• Asian	1.9%
• Black	27.3%
• Hispanic	5.0%
• White	46.5%
• Multiracial/Other	3.9%
• Unknown	15.4%

---

<sup>1</sup> The participation total includes all students who were enrolled in a participating private school for one or more quarters of the 2024-25 school year.

<sup>2</sup> Students can enter and exit the scholarship program throughout the school year. Student participation for each quarter is measured by the number of students who were enrolled in a participating private school and received scholarship funds for that quarter of the school year.

### 2024–2025 Georgia Special Needs Scholarship: Program Overview

Total number of participating private schools:	287
Highest enrollment of GSNS participating students in a single school:	218
Average enrollment of GSNS participating students in participating schools:	23
Number of local education agencies <sup>3</sup> in which GSNS participating students were previously enrolled:	156

### 2024–2025 Georgia Special Needs Scholarship: Financial Overview

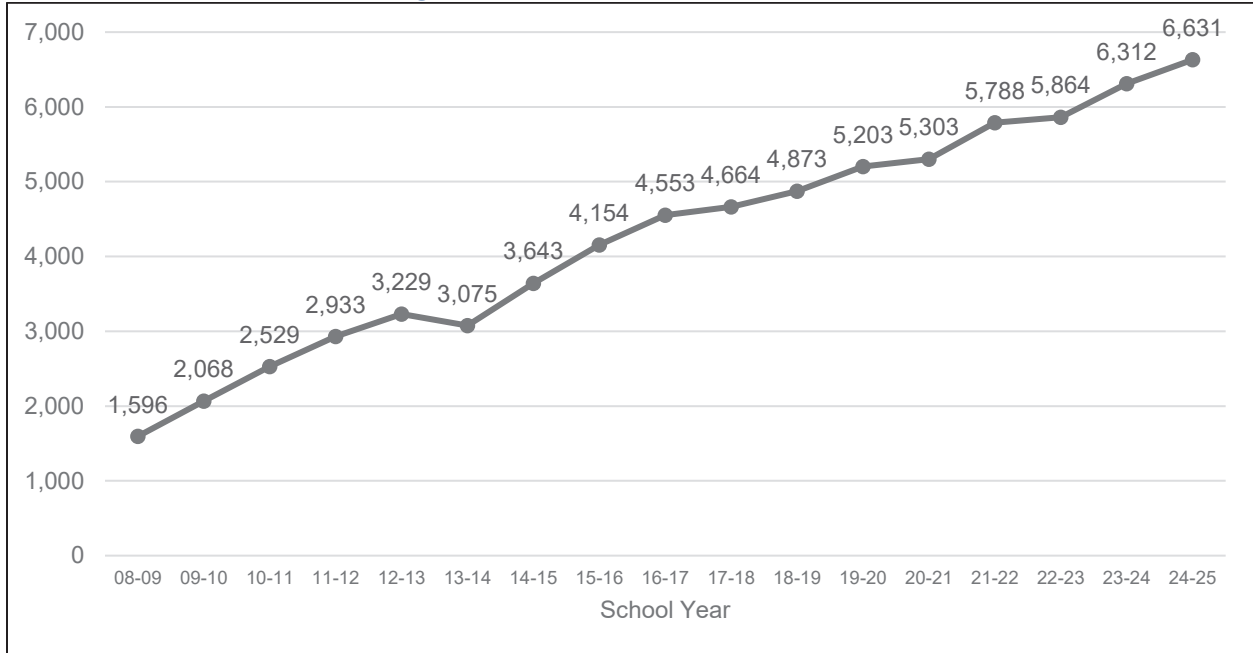
Total amount of scholarship payments for all participating students:	\$51,501,504
Range of scholarship amount for participating students:	\$532 - \$19,184
Average annual scholarship amount:	\$7,767
Average annual tuition of participating private schools:	\$17,305
Range of annual tuition of participating private schools:	\$2,200 - \$77,000

---

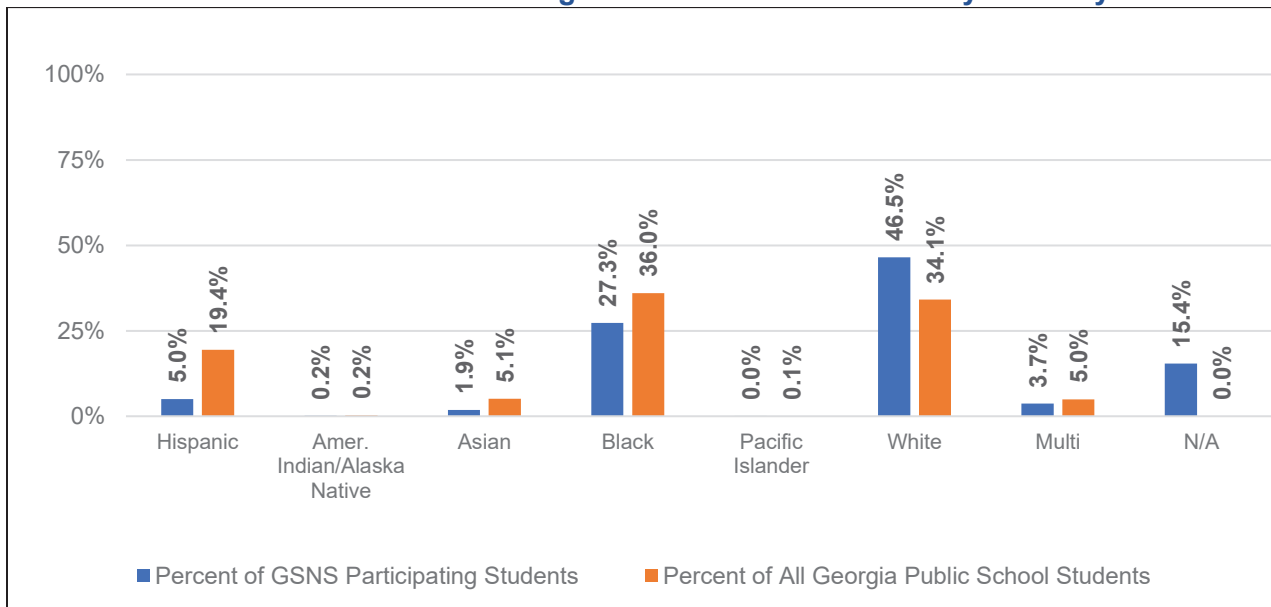
<sup>3</sup> Local education agencies include traditional Georgia public school systems and state charter schools.

## 2024–2025 Georgia Special Needs Scholarship (GSNS) Participating Student Demographics

### Number of GSNS Participating Students Over Time



### Enrollment of GSNS Students and Georgia Public School Students by Ethnicity/Race<sup>4</sup>



<sup>4</sup> Statewide public school enrollment data as reported in October 1, 2024 (FTE 2025-1) data report. Not all GSNS participating students have a reported ethnicity/race.

### Enrollment of GSNS Students by Ethnicity/Race: Three-Year Trend

Race/Ethnicity	2022-2023 School Year	2023-2024 School Year	2024-2025 School Year
Hispanic	5.0%	4.9%	5.0%
American Indian/Alaska Native	0.2%	0.2%	0.2%
Asian	1.8%	1.9%	1.9%
Black	28.8%	27.9%	27.3%
Pacific Islander	0.0%	0.1%	0.0%
White	51.8%	49.2%	46.5%
Multi	3.2%	3.4%	3.7%
N/A	9.2%	12.5%	15.4%

### Enrollment of GSNS Students by Free and Reduced Lunch (FRL) Participation: Three-Year Trend

FRL Status	2022-2023 School Year	2023-2024 School Year	2024-2025 School Year
Free	23.0%	22.0%	24.8%
Reduced	3.0%	3.0%	2.8%
Neither Free nor Reduced	69.0%	67.0%	63.1%
Unknown	5.0%	8.0%	9.3%

### Enrollment of GSNS Students by Primary Area of Exceptionality

Exceptionality	Number of Students	Percentage of Total
Autism	1271	19.2%
Blind	1	0.0%
Blind and Deaf	1	0.0%
Deaf	5	0.1%
Emotional/Behavioral Disorder	159	2.4%
Hearing Impairment	25	0.4%
Mild Intellectual Disability	402	6.1%
Moderate Intellectual Disability	52	0.8%
Orthopedic Impairment	18	0.3%
Other Health Impairment	1306	19.7%
Profound Intellectual Disability	2	0.0%
Severe Intellectual Disability	3	0.0%
Significant Developmental Delay	676	10.2%
Specific Learning Disability	1484	22.4%
Speech/Language Impairment	459	6.9%
Traumatic Brain Injury	10	0.2%
Unknown	747	11.2%
Visual Impairment	10	0.2%

## Enrollment of GSNS Students by School System of Origin

School System	Number of GSNS Students Originating from this System	Percentage of all GSNS Students
Atlanta Public Schools	419	6.3%
Baldwin County	7	0.1%
Banks County	1	0.0%
Barrow County	26	0.4%
Bartow County	38	0.6%
Bibb County	65	1.0%
Bleckley County	1	0.0%
Brantley County	3	0.0%
Brooks County	1	0.0%
Bryan County	6	0.1%
Buford City	11	0.2%
Bulloch County	4	0.1%
Burke County	1	0.0%
Butts County	22	0.3%
Calhoun City	1	0.0%
Camden County	35	0.5%
Carroll County	5	0.1%
Carrollton City	2	0.0%
Cartersville City	16	0.2%
Catoosa County	1	0.0%
Chattooga County	2	0.0%
Cherokee County	179	2.7%
City Schools of Decatur	87	1.3%
Clarke County	47	0.7%
Clayton County	89	1.3%
Cobb County	714	10.8%
Colquitt County	8	0.1%
Columbia County	50	0.8%
Coweta County	118	1.8%
Crawford County	3	0.0%
Crisp County	3	0.0%
Dalton Public Schools	9	0.1%
Dawson County	13	0.2%
DeKalb County	716	10.8%
Dodge County	1	0.0%
Dooly County	1	0.0%
Dougherty County	10	0.2%

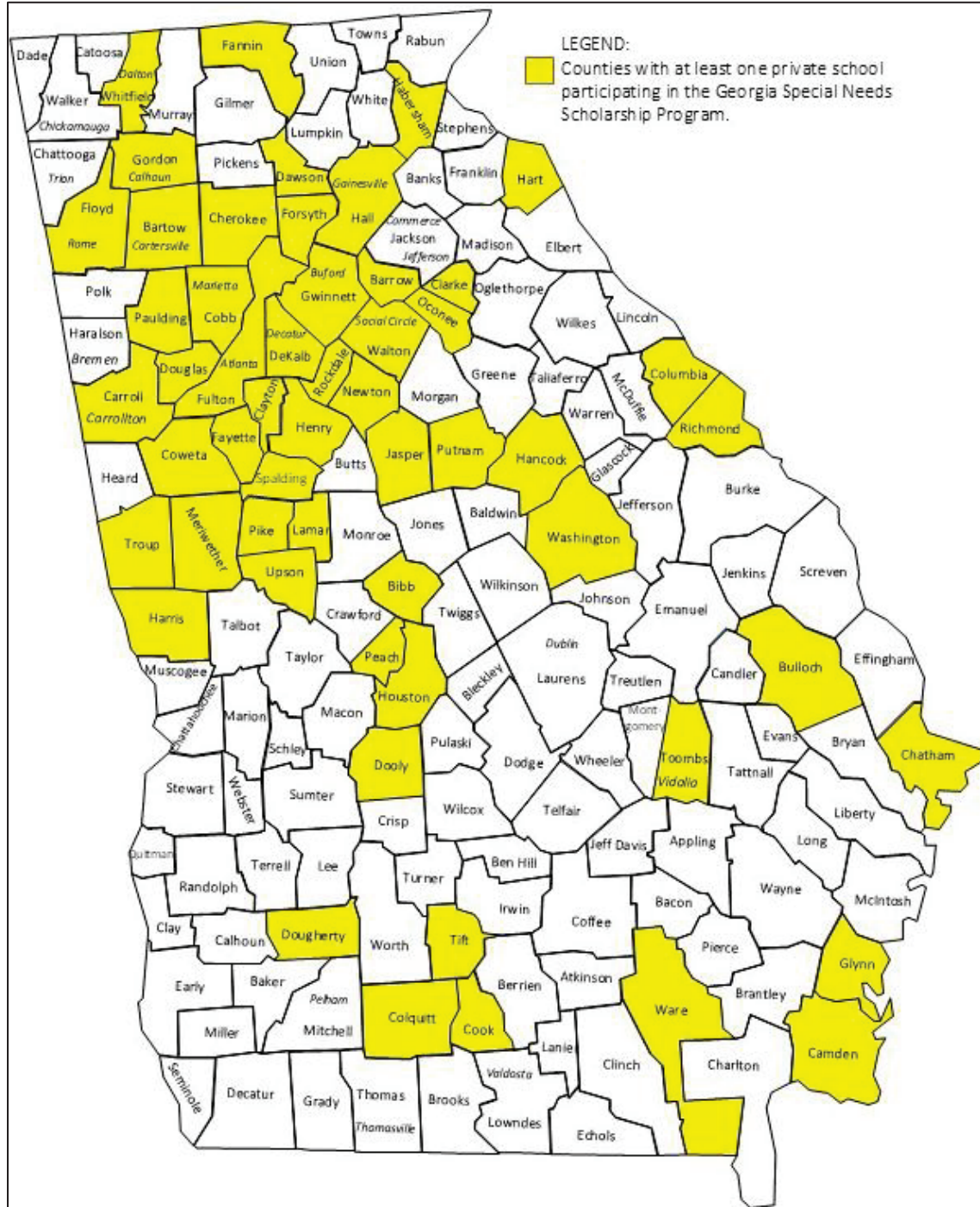
Douglas County	89	1.3%
Dublin City	1	0.0%
Effingham County	12	0.2%
Elbert County	3	0.0%
Evans County	1	0.0%
Fannin County	6	0.1%
Fayette County	204	3.1%
Floyd County	22	0.3%
Forsyth County	252	3.8%
Franklin County	6	0.1%
Fulton County	578	8.7%
Gainesville City	13	0.2%
Gilmer County	2	0.0%
Glynn County	22	0.3%
Gordon County	4	0.1%
Grady County	2	0.0%
Griffin-Spalding County	71	1.1%
Gwinnett County	601	9.1%
Habersham County	4	0.1%
Hall County	69	1.0%
Hancock County	7	0.1%
Harris County	24	0.4%
Hart County	28	0.4%
Heard County	2	0.0%
Henry County	284	4.3%
Houston County	52	0.8%
Jackson County	22	0.3%
Jasper County	8	0.1%
Jefferson City	10	0.2%
Jefferson County	1	0.0%
Johnson County	1	0.0%
Jones County	13	0.2%
Lamar County	7	0.1%
Laurens County	2	0.0%
Lee County	20	0.3%
Liberty County	2	0.0%
Long County	5	0.1%
Lowndes County	5	0.1%
Lumpkin County	6	0.1%
Madison County	11	0.2%
Marietta City	29	0.4%
McDuffie County	1	0.0%
McIntosh County	3	0.0%

Meriwether County	11	0.2%
Monroe County	17	0.3%
Morgan County	3	0.0%
Murray County	2	0.0%
Muscogee County	122	1.8%
Newton County	157	2.4%
Oconee County	24	0.4%
Oglethorpe County	4	0.1%
Paulding County	82	1.2%
Peach County	13	0.2%
Pickens County	2	0.0%
Pierce County	2	0.0%
Pike County	13	0.2%
Polk County	3	0.0%
Pulaski County	2	0.0%
Richmond County	100	1.5%
Rockdale County	92	1.4%
Rome City	8	0.1%
Savannah-Chatham County	220	3.3%
Social Circle City	4	0.1%
State Schools-Atlanta Area School for the Deaf	1	0.0%
State Specialty Schools-Cherokee Charter Academy	18	0.3%
State Specialty Schools-Dubois Integrity Academy	3	0.0%
State Specialty Schools-Foothills Regional High School	1	0.0%
State Specialty Schools-Georgia Connections Academy	41	0.6%
State Specialty Schools-Georgia Cyber Academy	95	1.4%
State Specialty Schools-Georgia School for Innovation and the Classics	2	0.0%
State Specialty Schools-Academy For Classical Education	7	0.1%
State Specialty Schools-Amana Academy West Atlanta	1	0.0%
State Specialty Schools-Atlanta Unbound Academy	1	0.0%
State Specialty Schools-Brookhaven Innovation Academy	6	0.1%
State Specialty Schools-Coweta Charter Academy	11	0.2%
State Specialty Schools-D.E.L.T.A. STEAM Academy	2	0.0%
State Specialty Schools-DeKalb Brilliance Academy	2	0.0%
State Specialty Schools-Destinations Career Academy of Georgia	1	0.0%
State Specialty Schools-Fulton Leadership Academy	5	0.1%
State Specialty Schools-Genesis Innovation Academy for Boys	6	0.1%
State Specialty Schools-Genesis Innovation Academy for Girls	2	0.0%
State Specialty Schools-International Academy of Smyrna	2	0.0%
State Specialty Schools-International Charter Academy of Georgia	2	0.0%
State Specialty Schools-Liberty Tech Charter Academy	4	0.1%
State Specialty Schools-Miles Ahead Charter School	1	0.0%

State Specialty Schools-Northwest Classical Academy	4	0.1%
State Specialty Schools-International Charter School of Atlanta	3	0.0%
State Specialty Schools-Resurgence Hall Charter School	3	0.0%
State Specialty Schools-Resurgence Hall Middle Academy	1	0.0%
State Specialty Schools-RISE Preparatory Charter School	2	0.0%
State Specialty Schools-SAIL Charter Academy	6	0.1%
State Specialty Schools-SLAM Academy of Atlanta	2	0.0%
State Specialty Schools-Ivy Preparatory Academy Inc	5	0.1%
State Specialty Schools-Mountain Education High School	5	0.1%
State Specialty Schools-Odyssey Charter School	4	0.1%
State Specialty Schools-Utopian Academy for the Arts Charter School	3	0.0%
Stephens County	1	0.0%
Sumter County	1	0.0%
Talbot County	1	0.0%
Tattnall County	1	0.0%
Taylor County	5	0.1%
Thomas County	2	0.0%
Thomaston-Upson County	19	0.3%
Thomasville City	9	0.1%
Tift County	6	0.1%
Toombs County	1	0.0%
Towns County	5	0.1%
Troup County	37	0.6%
Union County	12	0.2%
Valdosta City	1	0.0%
Walker County	1	0.0%
Walton County	88	1.3%
Ware County	18	0.3%
Washington County	4	0.1%
Wayne County	2	0.0%
White County	2	0.0%
Whitfield County	15	0.2%
Wilkinson County	1	0.0%
Worth County	3	0.0%
Unknown	43	0.6%

# 2024–2025 Georgia Special Needs Scholarship (GSNS) Participating Private School Information

## State Map of GSNS Participating Private Schools



## Participating Private Schools: Average Annual Tuition and Enrollment of GSNS Students

School Name	Average Annual Tuition for GSNS Students <sup>5</sup>	Number of Enrolled GSNS Students
ABC Montessori School	\$16,900	7
ABLE Christian School	\$9,747	38
Academe of the Oaks	\$23,365	8
Academy at North Fulton	\$15,054	39
Academy of Innovation	\$17,700	19
Academy of Rome & Cartersville	\$13,500	29
Acton Academy at Serenbe	\$14,500	2
Advance Academy	\$17,063	30
Advance Learning Academy	\$6,751	37
Alexsander Academy	\$20,853	18
Alpharetta International Academy	\$10,855	2
Arete Preparatory School	\$10,000	45
Arlington Christian School	\$11,415	22
Ash Tree Learning Center	\$10,000	40
Athens Academy	\$21,179	6
Athens Christian School	\$9,140	32
Atlanta Academy, The	\$23,588	24
Atlanta Adventist Academy	\$14,334	3
Atlanta Jewish Academy	\$27,495	6
Atlanta Prep LLC	\$21,904	25
Atlanta Speech School	\$42,014	17
Atlanta STEM Academy	\$9,754	18
Augusta Christian Schools	\$14,590	17
Barnes Academy	\$8,058	42
Bedford School	\$21,565	95
Benjamin Academy	\$16,000	11
Benjamin Franklin Academy	\$35,820	24
Berean Christian Junior Academy	\$7,317	7
Bethesda Academy	\$8,460	25
Bible Baptist Christian School	\$8,184	6
Bible Baptist Church	\$5,700	2
Blessed Trinity Catholic High School	\$18,191	23
Braddy Preparatory Academy	\$9,888	13
Braselton Christian Academy	\$8,768	46

<sup>5</sup> Average annual tuition is based upon tuition amounts only for participating GSNS students. The GSNS program does not collect data on tuition amounts for non-GSNS students.

Brentwood School	\$6,562	5
Bridgeway Christian Academy	\$10,539	15
Brightmont Academy	\$24,220	10
Brookwood Christian Language School	\$19,869	55
Brunswick Christian Academy	\$5,616	19
Bulloch Academy Inc.	\$9,716	2
Byne Christian Academy	\$5,462	8
Byron Christian Academy	\$4,269	14
C.H.O.I.C.E. Preparatory Academy	\$12,500	48
Calvary Christian School of Columbus	\$10,076	36
Calvary's Harvest Christian Academy	\$9,027	7
Camp Jewell	\$19,377	77
Campus, The	\$12,393	88
CAN Academy	\$6,615	16
Carolyn Barron Montessori School	\$8,242	6
Central Christian School	\$11,470	21
Central Fellowship Christian Academy	\$8,835	29
CH Terrell Academy	\$8,550	9
Challenge Preparatory Academy	\$7,500	11
Chapel Hill Christian School	\$6,700	2
Chatham Academy at Royce	\$22,712	66
Chattahoochee Christian School Inc.	\$7,500	3
Chaya Mushka Children's Home	\$15,300	1
Cherokee Christian Schools Inc.	\$15,038	8
Choice Educational Academy	\$11,009	34
Christian Heritage School	\$13,795	27
Christine Elizabeth Academy	\$8,750	2
Chrysalis Experiential Academy	\$10,666	35
City of Knowledge School	\$5,500	1
City School Inc	\$3,086	1
ClearWater Academy	\$26,163	38
Cliff Valley School Inc.	\$19,960	2
Closer Look Academy	\$8,500	4
Collective Learning Academy	\$49,631	5
Colquitt Christian Academy of Moultrie	\$6,811	7
Community Christian Academy (Martinez)	\$8,700	5
Community Christian Academy (Adel)	\$6,460	3
Community Christian School	\$12,133	14
Connections School of Atlanta	\$31,222	9
Conyers Adventist Academy	\$5,421	5
CORE Community School	\$22,722	61

Cornerstone Preparatory Academy	\$7,279	4
Cornerstone Schools Inc.	\$9,500	15
Cottage School, The	\$28,759	213
Covenant Christian Academy	\$9,670	25
Covington Academy	\$9,169	90
Creekside Christian Academy	\$10,562	16
CrossPointe Christian Academy	\$7,888	16
Crossroads Christian Academy	\$5,550	5
Cumberland Academy of GA	\$29,900	83
Curtis Baptist School	\$8,927	24
Decatur Adventist Junior Academy	\$5,483	4
Dominion Christian High School	\$11,739	18
Dominion Leadership Academy	\$9,910	27
Double Helix STEAM School	\$12,000	21
Dunwoody Christian School	\$15,125	4
Eagles Landing Christian Academy	\$17,519	20
Eaton Academy	\$24,181	48
Ellis School of Atlanta	\$65,000	1
Excel Christian Academy	\$10,500	11
Exceptional Children Learning Center	\$8,750	3
Faith Baptist Christian Academy	\$4,583	6
Faith Lutheran Church and School	\$11,436	3
Fideles Christian School	\$5,973	20
First Baptist Christian School	\$9,585	4
Foundations for the Future	\$13,330	1
Friendship Christian School	\$12,280	24
Fullington Academy	\$7,752	13
Furtah Preparatory School	\$10,809	65
Gainesville Preparatory School	\$11,248	32
Genesis Preparatory Academy	\$7,000	4
George Walton Academy	\$14,423	16
Georgia Cumberland Academy	\$20,200	4
Gerard Preparatory Academy	\$8,178	44
Go Christian Academy	\$6,300	2
God's Foundation Christian Academy	\$5,700	5
Grace Christian Academy	\$7,014	32
GracePoint School	\$25,720	77
Greater Atlanta Adventist Academy	\$8,250	7
Greenforest-McCalep Christian Academy	\$9,439	20
Griffin Christian High School	\$6,908	10
Harbour Oaks Montessori School	\$12,800	4

Heart of Hope Academy	\$19,000	9
Hebron Christian Academy	\$19,246	77
Heritage Christian Academy	\$7,650	6
Hess Academy	\$19,400	12
High Achievers Education Center	\$8,056	12
Hills Academy	\$9,873	39
Hillside Montessori of LaGrange	\$8,935	2
Hirsch Academy	\$35,000	23
Holy Innocents' Episcopal School	\$33,864	9
Holy Spirit Preparatory School	\$22,883	7
Hope Springs Christian Learning Center	\$11,650	21
Horizon Christian Academy	\$14,777	57
Howard Scholars Academy	\$9,315	26
Howard School	\$39,578	112
Imhotep Academy	\$13,617	6
Immaculate Conception Catholic Schools	\$15,830	59
Immaculate Heart of Mary School	\$9,825	2
In His Image Christian Academy	\$7,500	3
Intown Community School	\$13,075	2
Jacob's Ladder	\$55,931	60
John Coble Elementary	\$6,496	2
John Hancock Academy	\$6,195	18
Joseph Sams School	\$19,761	53
Joy Villages School	\$13,000	6
Kaleidoscope ABA	\$24,840	3
King's Way Christian School	\$7,648	10
Kulima Montessori	\$15,069	5
Lafayette Christian School	\$19,566	40
Lakeview Academy	\$21,617	22
Landmark Christian School	\$20,813	31
Lanier Christian Academy	\$11,902	10
Liberty Eagle Academy	\$9,250	5
Life Christian Academy	\$7,486	124
Light of the World Christian Academy of Atlanta	\$9,635	52
Lighthouse Christian Academy	\$5,958	19
Link School, The	\$13,747	17
Lionheart School	\$28,182	23
Lithonia Adventist Academy	\$4,600	4
Living Way Christian Academy	\$9,000	9
Loganville Christian	\$14,450	30
Lyndon Academy	\$17,891	16

Maranatha Christian Academy	\$8,700	7
McGinnis Woods Country Day School	\$15,203	9
MDE School	\$25,913	83
Memorial Day School	\$9,542	25
Metropolitan Christian Schools	\$7,500	1
Mill Springs Academy	\$29,043	120
Miller's Military Academy	\$7,150	24
Mohammed Schools of Atlanta	\$7,214	12
Monroe Country Day School	\$8,250	6
Monsignor Donovan Catholic High School	\$13,126	13
Montessori Academy at Sharon Springs	\$13,850	2
Mount Bethel Christian Academy	\$18,335	41
Mount de Sales Academy	\$17,200	10
Mount Paran Christian School	\$86,401	39
Mount Pisgah Christian School	\$23,881	18
Mount Vernon Presbyterian School	\$30,922	65
Mountain Area Christian Academy	\$5,920	14
New Creation Christian Academy	\$5,961	15
New Heights Academy	\$21,890	49
New Horizon New Direction	\$7,229	26
North Cobb Christian School	\$18,541	48
North Henry Academy	\$6,993	3
Notre Dame Academy	\$19,831	20
Old Suwanee Christian School	\$10,375	10
Omega Learning Center – Acworth	\$11,414	18
Omega Learning Center – Douglasville	\$10,263	59
Our World at H.O.P.E. Park	\$15,278	73
Paideia School	\$31,007	7
Peachtree Academy Private School	\$9,716	26
Peoples Baptist Academy	\$7,556	15
Perimeter Christian School	\$16,809	13
Piedmont Academy	\$8,490	34
Pinecrest Academy	\$19,886	6
Pleasant Hills Montessori School	\$15,000	1
Porter Academy	\$21,253	34
Prince Avenue Christian School	\$11,462	10
Providence Christian Academy	\$19,274	31
Providence School of Tifton	\$10,780	3
Queen of Angels Catholic School	\$10,282	3
Ramah Junior Academy	\$8,963	4
Riverside Military Academy	\$40,974	40

Robert Toombs Christian Academy	\$5,704	1
Roberts Academy	\$9,264	27
Rock Springs Academy	\$7,250	9
Sacred Heart School	\$8,425	4
Sage School	\$28,867	45
Saint Andrews Montessori School	\$10,364	4
Saint Andrew's School	\$19,567	3
Saint Anne-Pacelli Catholic School	\$11,281	21
Saint Catherine of Siena Catholic School	\$9,498	6
Saint George's Episcopal School	\$10,965	9
Saint John Academy	\$7,500	19
Saint Joseph Catholic School	\$12,150	2
Saint Jude the Apostle Catholic School	\$11,450	2
Saint Martin's Episcopal	\$26,080	10
Savannah River Academy	\$12,491	8
Schenck School	\$44,350	65
Shallowford Presbyterian School	\$9,500	10
Sherwood Christian Academy	\$10,014	3
Skipstone Academy	\$6,731	47
Skipstone Academy Westwood	\$7,025	21
Soar Academy	\$12,517	29
Social Circle Christian School at First Baptist Church	\$5,250	4
Sola Fide Lutheran School	\$8,450	3
Solid Foundation Christian Academy	\$10,717	27
Solid Rock Academy	\$8,606	2
Southern Raised Learning Academy	\$18,116	44
Southwest Atlanta Christian Academy	\$11,538	13
Special Needs School of Gwinnett	\$18,973	73
St. Francis Day School	\$21,583	218
St. John the Evangelist	\$8,300	4
St. Joseph Catholic Parish School	\$9,625	2
St. Mary's Academy	\$13,755	3
St. Paul Lutheran School	\$7,962	12
St. Peter Claver School	\$11,700	1
St. Peter the Apostle School	\$8,012	3
St. Pius X Catholic School	\$19,046	14
St. Thomas More Catholic School	\$9,244	2
Step By Step Enrichment Center	\$7,636	11
Step N Stones Academy for Autism	\$18,635	12
Stepping Stones Educational Therapy Center	\$14,773	22
Strong Rock Christian School	\$16,840	24

Sylvan Learning Center Columbus	\$7,500	39
Sylvan Learning Center Rome	\$13,500	1
Tate Academy	\$20,000	9
Tattnall Square Academy	\$11,802	26
Temima High School for Girls	\$17,667	3
Terrell Academy	\$7,346	14
The Academy GA	\$18,935	12
The Academy of Cartersville	\$13,500	1
The Bridge of Georgia School	\$11,951	78
The Campus Academy	\$10,333	38
The Children's School	\$25,245	2
The Christian Schools of Anointed Word	\$10,506	22
The Courage School	\$32,678	18
The E.J. Wright School for Success	\$6,500	9
The Epstein School	\$29,650	4
The Fitting Academy	\$17,788	17
The Forest School	\$12,081	11
The Friends School of Atlanta	\$26,370	9
The Haven Academy	\$11,011	41
The Heritage School	\$19,244	8
The Loom School	\$25,263	24
The New School	\$19,050	9
The Quadilingual Academy	\$22,200	1
The SAE School	\$13,300	6
The Swift School	\$34,186	84
The Walker School	\$31,568	54
Threshold Community Program	\$42,214	6
THRIVE Christian Academy	\$8,490	144
Torah Day School of Atlanta	\$16,652	9
Trinity Christian School of Sharpsburg	\$11,868	37
Trinity Prep of Loganville	\$9,159	61
Triumph in Life	\$9,563	8
True Partnership Christian Academy	\$9,000	31
Unity Christian School	\$11,227	11
Urban Christian Academy	\$8,735	8
Waldorf School of Atlanta	\$19,635	2
Waverly Hall Christian Academy	\$6,100	9
Westminster Christian Academy	\$10,238	5
Westminster Schools of Augusta	\$16,383	3
Wetherald Behavioral Academy	\$17,000	4
William and Reed Academy	\$12,850	18

Wilson Academy	\$10,225	27
Woodfield Academy	\$13,079	67
Woodward Academy	\$38,727	72
Wynnbrook Christian School	\$8,850	13
Yeshiva Ohr Yisrael of Atlanta	\$17,700	2
Young Americans Christian School	\$8,379	7

## Parent Satisfaction Survey Results

A parent survey is sent via email to all participating families at the conclusion of the school year. The total number of responses received for 2024-2025 school year was 1,119; for the 2023-2024 school year was 632; and for the 2022-2023 school year was 1,185.

**How satisfied were you with the Georgia Special Needs Scholarship Program during the school year?**

School Year	Very Satisfied	Satisfied	Unsatisfied	Very Unsatisfied
2024-2025	64.7%	24.3%	2.6%	8.4%
2023-2024	65.4%	25.5%	4.5%	4.5%
2022-2023	63.9%	28.4%	2.9%	4.9%

**How likely are you to recommend the Georgia Special Needs Scholarship program to others?**

School Year	Very Likely	Likely	Unlikely	Very Unlikely
2024-2025	78.4%	14.7%	1.0%	6.0%
2023-2024	80.7%	15.1%	1.0%	3.2%
2022-2023	79.4%	17.0%	0.8%	2.8%


**How satisfied were you with the participating private school your child attended during the school year?**

School Year	Very Satisfied	Satisfied	Unsatisfied	Very Unsatisfied
2024-2025	71.1%	17.0%	3.8%	8.0%
2023-2024	71.1%	18.3%	3.9%	6.7%
2022-2023	70.2%	20.5%	3.5%	5.8%

## Medical/Behavioral Waivers Granted

O.C.G.A. § 20-2-2114 (a)(3) allows the State Board to consider granting a waiver of the prior-year attendance requirement for students who have an IEP but were unable to meet the prior-year attendance requirement due to medical or behavioral needs.

	2022-2023 School Year	2023-2024 School Year	2024-2025 School Year
<b>Total Number of Waivers Granted</b>	96	78	101



205 Jesse Hill Jr. Drive SE

Atlanta, GA 30334

[www.gadoe.org](http://www.gadoe.org)



@georgiadeptofed

Richard Woods, State School Superintendent

*Preparing All Students for Life*