



THE GOVERNOR'S OFFICE *of* STUDENT ACHIEVEMENT

2024-2025 Assessment Audit and Monitoring Results

August 1, 2025

The Governor's Office of Student Achievement (GOSA) serves as the reporting and accountability agency for education in Georgia. As such, GOSA is charged by law (O.C.G.A. § 20-14-35 and O.C.G.A. § 20-14-36) with inspecting academic records of schools to ensure that education institutions are faithful to performance accountability requirements. Georgia law requires a school or local education agency (LEA) that receives state funds to comply with an audit conducted by GOSA.

Data from state standardized assessments aim to assist in making educational policy decisions and provide a measure of students' academic performance, as well as the schools' effectiveness and adherence to prescribed standards. The Assessment Division at GaDOE oversees the development and administration of the Georgia Milestones End of Grade (EOG) for grades 3-8 and Georgia Milestones End of Course (EOC) assessments in nine high school courses.

GOSA conducts an annual assessment audit to ensure that all schools and local education agencies (LEAs) administer assessments with fidelity. Through the assessment audit, GOSA also reviews details on the administration of the Georgia Alternate Assessment 2.0 (GAA 2.0), as well as ACCESS and Alternate ACCESS for English Language Learners 2.0 (ACCESS for ELLs 2.0) for audited schools.

Winter 2023-Spring 2024 Georgia Milestones Desktop Audit

School Selection

The Georgia Milestones testing vendor, Data Recognition Corporation (DRC), is responsible for scoring the Georgia Milestones exams and reporting the results to GaDOE and the LEAs. Given the importance of these assessments, GOSA, as part of its statutory role, partners with DRC to conduct a comprehensive examination of all statewide answer documents for all EOG and EOC assessments.

For the 2024-2025 school year, DRC reported analyses of gain scores, unusual response patterns, and test duration. These analyses identify classrooms and schools for which these metrics are well above the state average. GOSA uses these three analyses to identify schools for the assessment audit (see appendix for more calculation details). All calculations exclude classrooms with fewer than eight students. It is important to note that the results of these analyses are used as an initial flag to spur further investigation of many indicators to determine why the results occurred. *The results of the analyses do not automatically indicate that cheating occurred.*

Gain Score Analysis Flag

- One or more classrooms have an outlier score of 10 or greater.

Unusual Response Pattern Analysis Flag

- Two or more testing groups in a school are in the 95th percentile or greater for unusual responses.¹

Test Duration Analysis Flag²

- Thirty percent or more of classrooms in a school have a test duration standard score greater than or equal to 4.0 or less than or equal to -4.0 for EOGs OR greater than or equal to 5.0 or less than or equal to -5.0 for EOCs.

Using the criteria and analysis DRC provided, GOSA selected schools for the 2023-2024 Desktop Audit based on the following:

Analysis	Desktop Audit Selection Criteria
Total Flags	Any school with 2 or more total flags using DRC flagging criteria.
Gain Score	2 or more classrooms in a school are flagged using DRC flagging criteria.
Unusual Response	2 or more classrooms in a school are flagged using DRC flagging criteria.
Test Duration	50% or more of classrooms in a school are flagged using DRC flagging criteria.

Refer to [Appendix B](#) for more information on flagged schools.

These criteria identified 130 schools for further inquiry in the initial Assessment Audit Inquiry phase. GOSA provided each identified school with information on their flagged areas as well as classroom-level data. Identified schools then completed an inquiry form describing the test security and administration plan, as well as any irregularities that occurred during their flagged testing administration. GOSA also asked these schools questions about their training, administration plan, and irregularities for the Georgia Alternate Assessment (GAA) 2.0, ACCESS for English Language Learners (ELLs) 2.0, and Alternate ACCESS for ELLs. GOSA included questions about these assessments to collect baseline information for potentially expanding the Assessment Audit to include those assessments in future years.

Spring 2025 Georgia Milestones Spring Test Monitoring

School Selection

GOSA assigned staff to monitor and observe the security and integrity of the testing environment at 30 schools during the Spring 2025 Georgia Milestones Administration. All 130 flagged schools expected a potential test monitoring visit but did not know in advance if and when monitoring would occur. GOSA selects schools to be monitored from the schools who were flagged and submitted inquiry forms for the Desktop Audit. To determine schools for test monitoring, GOSA used the following:

- Schools with two or more flags will be monitored;

¹ The Unusual Response Pattern analysis uses the calculation methodology of Jacob and Levitt (2003) and only includes assessments in English/Language Arts and Mathematics, starting with 4th grade. Each testing group is the total number of students by grade level and subject area (ELA or mathematics) who took a certain test form (A or B) regardless of classroom assignment. For example, all students in a school who took the 4th grade mathematics Georgia Milestones Form A assessment are a testing group.

² The Test Duration analysis uses a standard score (z-score) to control standard deviation for differences in classroom size.

- 2023-2024 Georgia Milestones administration information provided in the inquiry form; and
- Random selection.

For the schools that were not selected for a test monitoring visit, GOSA did not require any further information to complete the audit.

Additionally, GOSA audited all State Charter Schools Commission (SCSC) schools that opened in the last two academic years and sent monitors to the following:

- The Anchor School
- Miles Ahead Charter
- The RISE School
- Sankofa Montessori
- Zest Preparatory Academy Charter School

Test Monitoring Results

Test monitors at the following 28 schools did not identify any issues with the Spring 2025 Georgia Milestones Administrations:

- Bacon County, Bacon County Middle School
- *Barrow County, Barrow Arts and Sciences Academy
- Ben Hill County, Ben Hill Elementary School
- Cherokee County, Clark Creek Elementary School
- Clayton County, Perry Career Academy
- Clayton County, Riverdale High School
- Cobb County, Devereux Ackerman Academy
- Cobb County, Dickerson Middle School
- Colquitt County, Wright Elementary School
- Dougherty County, Robert A. Cross Middle School
- Early County, Early County High School
- Evans County, Second Chance Academy
- Forsyth County, Mashburn Elementary School
- Fulton County, Webb Bridge Middle School
- Griffin-Spalding County, Cowan Road Middle School
- Gwinnett County, Ivy Creek Elementary School
- Gwinnett County, Parkview High School
- Gwinnett County, Northbrook Middle School
- Gwinnett County, Snellville Middle School
- Henry County, EXCEL Academy
- Muscogee County, Forrest Road Elementary School
- Pierce County, Pierce County High School
- Randolph County, Randolph County Middle School
- Savannah-Chatham County, Beach High School
- SCSC, The Anchor School
- SCSC, Miles Ahead Charter
- SCSC, Sankofa Montessori

- SCSC, Zest Preparatory Academy
- Tattnall County, South Tattnall Middle School

*Barrow County Arts and Sciences Academy was flagged for meeting GOSA criteria set for Gain Score. In collaboration with SBOE, GOSA determined not to audit any school in Barrow County due to the shooting at Apalachee High School in 2024.

Test monitors at the following school observed test monitoring practices that raised concern. The remainder of the report provides more detailed information about the concerns at the following school:

Dekalb County, Cross Keys High School

Reason Selected for Audit

- GOSA flagged Cross Keys High School because their Summer 2023, Winter 2023 as well as their Summer 2024 EOC administrations were flagged based on the criteria established for Gain Score.

Audit Observations/Concerns

- A GOSA monitor visited Cross Keys High School on April 29, 2025 during the administration of the EOC. The GOSA monitor observed that the door to the secured testing room was propped open and teachers and staff walked freely in and out of the room. The monitor also noted that a parent volunteer was seated in the secured testing room for the majority of the monitoring visit.

GOSA Response

- After learning of this incident, GOSA communicated details of the audit observations and concerns to the LEA. GOSA was able to establish that testing documents were never left unattended or unsecured by a certified and trained member of the school faculty.
- GOSA further reached out to GADOE to clarify the guidance in the GADOE Assessment Handbook³ regarding using parent volunteers in testing spaces. GOSA shared that guidance with Dekalb County LEA, *specifically that certain materials should only be issued to GaPSC-certified persons who have been carefully advised of their responsibilities for test security. Only GaPSC-certified staff members who have been trained in the proper management of secure test materials/online test administrations should handle such materials (p. 45).* GOSA also shared GADOE guidelines that *volunteers should not handle test materials or manage testing logistics but may assist in the administration in other ways (p. 62)*
- GOSA will include Cross Keys High School in the 2019-2020 Assessment Audit. GOSA will monitor the school on an unannounced day during the Spring 2020 Georgia Milestones administration.

³ Georgia Department of Education. (2025). *Georgia student assessment handbook 2025–2026*.

Appendix A: Flagging Criteria Calculation Guide

Data Recognition Corporation (DRC) processes data from the Georgia Milestones administration and reports various metrics to the Georgia Department of Education (GaDOE). The Governor's Office of Student Achievement (GOSA) uses these metrics to determine which schools to include in the assessment audit. The guide below outlines the flagging criteria GOSA uses to select schools for the assessment audit and includes an overview of each calculation.

None of the criteria listed indicate whether a classroom or school engaged in unethical testing practices. Each is simply an indicator of behaviors outside of the state norm that might indicate unusual practices.

DRC only calculated the Unusual Response Pattern and Gain Score flags for classrooms with eight or more students. GOSA further excluded classrooms with fewer than eight students from the Test Duration Analysis.

Response Pattern Analysis

Calculation Overview

DRC reports the Unusual Response Pattern analysis for English/Language Arts and Mathematics assessments for Grade 4 through Grade 8. The calculation is based on the methodology of Jacob and Levitt (2003).⁴ The Unusual Response Pattern analysis includes two indices. The first index ranks each classrooms' average test score gains relative to other classrooms in that grade and subject, based on matched student test data. The ranking is scaled to percentiles.

The second index includes unexpected patterns in student answers, considered four ways:

- Unlikely blocks of identical answers given by students on consecutive items,
- Degree of correlation in student responses across the test (particularly for unexpected answers),
- Variance of test residuals for the cohort (particular questions having extremely high residual deviations within cohorts), and
- Cases in which students miss easy items while answering difficult items correctly.

DRC then ranks classrooms across each of these four measures. The ranks are combined to create a composite index ranking, scaled to percentiles.

Flagging Criteria

GOSA flags schools for unusual response patterns if the school meets the below criterion:

- Two or more testing groups in a school were in the 95th percentile or greater for unusual responses, meaning the testing group ranked in the 95th percentile for both indices.

Gain Score Analysis

Calculation Overview

DRC reports the Gain Score analysis for English/Language Arts and Mathematics assessments for Grade 4 through Grade 8. Using the classroom administrator of record in 2024, the difference in mean scale scores for the group of students associated with the administrator is compared against the difference in scale scores for the state.⁵ Students are matched from 2023 to 2024. Gain score calculations are based on t-test results between gains in the testing group versus the state.

The outlier score is calculated using the p-value of the t-test:

$$OS = |1.086 \ln(\frac{p}{q})|$$

p = p-value of the t-test, or the probability that the classroom gains are significantly higher than the average state gains

$$q = 1 - p$$

The constant 1.086 was used such that a p-value of .0001 (significantly low probability that such gains would occur) results in an outlier score of 10. The natural log was taken to make the scale symmetric around small and large probabilities. An outlier score of 10 or greater is considered different from the baseline.

⁴ Jacob, B. & Levitt, S (2003). Rotten apples: An Investigation of the prevalence and predictors of teacher cheating, *The Quarterly Journal of Economics*, 118 (3), 843-877.

⁵ DRC converts the scaled scores to z-scores before computing the statistical test to account for differences in scale scores across grades.

Flagging Criteria

GOSA flags schools for gain scores if the school meets the below criterion:

- One or more classrooms has an outlier score of 10 or greater. This means the probability that a classroom's gains are equal to the average state gains is less than 0.01%.

Test Duration Analysis

Calculation Overview

DRC reports the Test Duration analysis for online administrations of the Georgia Milestones. The INSIGHT test administration software captures test duration for all operational test items for each student.

The Response Time analysis uses standard scores (z-scores, instead of strictly standard deviation) to account for differences in classroom sizes:

$$z = \frac{x - \mu}{\sigma / \sqrt{n}}$$

—————

$$\sigma / \sqrt{n}$$

x = classroom mean test duration

μ = mean test duration of state population

σ = standard deviation of state population

n = classroom size

Flagging Criteria

GOSA flags schools for response times if the school meets the following criteria:






- Thirty percent or more of classrooms in a school have a test duration standard score greater than or equal to 4.0 or less than or equal to -4.0 for EOGs OR greater than or equal to 5.0 or less than or

equal to -5.0 for EOCs. This criterion identifies schools in which several classrooms administered tests for a time period that was lower or higher than the state norm.

Multiple Administrations

DRC analyzes data from the Spring EOG administrations and Winter, Spring, and Summer EOC administrations. GOSA calculates the three flags separately for each administration and considers each school's administration with the maximum number of flags when selecting schools for the audit. For schools that administer both the Spring EOG and the Spring EOC (mostly middle schools or schools serving students in those grades), their Spring EOG and Spring EOC flags are combined, with a maximum of one flag per analysis.

Example for schools administering Spring EOG and Spring EOC:

	Response Pattern	Gain Score	Test Duration	Number of Flags
Spring EOG				2
Spring EOC				1
School's Flags				2

Appendix B: School Flags

The schools below were flagged based on DCR criteria and GOSA analysis from the 2023-2024 Milestones Data. It is important to note that these analyses only identify classrooms that are outliers. These school all completed the Assessment Audit Inquiry form and GOSA notified each school to expect a potential test monitoring visit during the 2025 Milestones Administration.

Table 2. Flagged Schools

System	School	Reason	Flagged Analyses		
			Response Pattern	Gain Score	Test Duration
Atlanta Public Schools	Frederick Douglas High School	2 DRC Flags		x	
Atlanta Public Schools	Hank Aaron New Beginnings Academy	Test Duration			x
Bacon County	Bacon County Middle School	Test Duration			x
Bacon County	Bacon County Elementary School	Test Duration			x
*Barrow County	Barrow County Arts & Sciences Academy	Gain Score		x	
Ben Hill County	Hurricane Transition Academy	Test Duration			x
Brooks County	Delta Innovative School	Test Duration			x
Bryan County	Richmond Hill High School	Gain Score		x	
Buford City	Buford High School	Response Pattern	x		
Bulloch County	Nevils Elementary School	Test Duration			x
Carroll County	KidsPeace	Test Duration			x
Carroll County	Roopville Elementary School	Test Duration			x
Carroll County	Central Elementary School	Test Duration			x
Cherokee County	River Ridge High School	Gain Score		x	
Cherokee County	Woodstock High School	Test Duration			x
Cherokee County	Clark Creek Elementary School	Test Duration			x
Clarke County	Classic City High School	Test Duration			x
Clarke County	Judia Jackson Harris Elementary	Test Duration			x
Clayton County	M.D. Roberts Middle School	Test Duration			x
Clayton County	Northcutt Elementary School	Test Duration			x
Clayton County	Sequoyah Middle School	Test Duration			x

Clayton County	Martha Ellen Stillwell School	Response Pattern	x	
Clayton County	Pointe South Middle School	Test Duration		x
Clayton County	North Clayton Middle School	Test Duration		x
Clayton County	Perry Career Academy	Test Duration		x
Clayton County	Riverdale High School	2 DRC Flags	x	x
Cobb County	Kennesaw Mountain High School	Gain Score	x	
Cobb County	Dodgen Middle School	Test Duration		x
Cobb County	Dickerson Middle School	Test Duration		x
Cobb County	Hightower Trail Middle School	Test Duration		x
Cobb County	Lost Mountain Middle School	Test Duration		x
Cobb County	Hill Grove High School	2 Flags	x	x
Cobb County	Devereux Ackerman Academy	Test Duration		x
Colquitt County	Odom Elementary School	Test Duration		x
Colquitt County	Wright Elementary School	Test Duration		x
Columbia County	Greenbriar High School	Test Duration		x
Coweta County	Northgate High School	Gain Score	x	
Coweta County	East Coweta County	Test Duration		x
Dalton Public Schools	Park Creek Elementary School	Test Duration		x
Decatur County	New Beginnings Learning Center	Test Duration		x
Dekalb County	Dekalb Elementary School of the Arts	Test Duration		x
Dekalb County	Indian Creek Elementary School	Test Duration		x
Dekalb County	Museum School Avondale Estates	Test Duration		x
Dekalb County	Chestnut Elementary School	Test Duration		x
Dekalb County	Robert Shaw Theme School	Test Duration		x
Dekalb County	Cross Keys High School	Test Duration		x
Dekalb County	Montclair Elementary School	Test Duration		x
Dekalb County	Stephenson High School	Test Duration		x
Dekalb County	Arabia Mountain High School	Test Duration		x
Dekalb County	Henderson Middle School	Test Duration		x
Dougherty County	Robert A. Cross Middle Magnet	Gain Score	x	
Douglas County	Lithia Springs Comprehensive High School	Gain Score	x	
Douglas County	Youth Villages at Inner Harbour	Test Duration		x

Early County	Early County High School	Response Pattern	x	
Effingham County	South Effingham High School	Response Pattern	x	
Evans County	Second Chance	Test Duration		x
Floyd County	Garden Lakes Elementary School	Test Duration		x
Forsyth County	West Forsyth High School	Response Pattern	x	
Forsyth County	Mashburn Elementary School	Test Duration		x
Forsyth County	Pooles Mill Elementary School	Test Duration		x
Forsyth County	Brookwood Elementary School	Test Duration		x
Forsyth County	Liberty Middle School	Test Duration		x
Forsyth County	North Forsyth Middle School	Test Duration		x
Franklin County	Royston Elementary School	Gain Score		x
Fulton County	Hapeville Charter Career Academy	Test Duration		x
Fulton County	Skyview High School	Test Duration		x
Fulton County	Banneker High School	Gain Score	x	
Fulton County	Creekside High School	Gain Score	x	
Fulton County	Autrey Mill Middle School	Test Duration		x
Fulton County	Bear Creek Middle School	Test Duration		x
Fulton County	Webb Bridge Middle School	Test Duration		x
Fulton County	Sandtown Middle School	Test Duration		x
Fulton County	Westlake High School	Test Duration		x
Fulton County	Sandy Springs Middle School	Test Duration		x
Gainesville City	Gainesville High School	Test Duration		x
Georgia School for Innovation and the Classics	Georgia School for Innovation and the Classics	Response Pattern	x	
Griffin-Spalding County	Cowan Road Middle School	Test Duration		x
Gwinnett County	Gwinnett Intervention Education Center -East	Test Duration		x
Gwinnett County	Gwinnett Intervention Education Center-West	Test Duration		x
Gwinnett County	Northbrook Middle School	Test Duration		x
Gwinnett County	Parkview High School	Gain Score	x	
Gwinnett County	International Transition Center	Test Duration		x

Gwinnett County	Snellville Middle School	Test Duration	x
Gwinnett County	Ivy Creek Elementary School	Test Duration	x
Hall County	Cherokee Bluff Middle School	Gain Score	x
Hall County	The Foundry	Test Duration	x
Hall County	World Language Academy Middle	Test Duration	x
Henry County	Dutchtown High School	Gain Score	x
Henry County	Excel Academy	Test Duration	x
Houston County	Langston Road Elementary School	Test Duration	x
Houston County	Feagin Mill Middle School	Test Duration	x
Houston County	Hilltop Elementary School	Test Duration	x
Jones County	Jones County High School	Gain Score	x
Macon County	Macon County High School	Test Duration	x
Madison County	Madison County Middle School	Test Duration	x
Miller County	Miller County High School	Test Duration	x
Muscogee County	Aaron Cohn Middle School	Test Duration	x
Muscogee County	Forrest Road Elementary School	Test Duration	x
Paulding County	Sammy McClure Sr. Middle School	Test Duration	x
Pickens County	Pickens County Junior High School	Test Duration	x
Pickens County	Jasper Middle School	Test Duration	x
Pierce County	Pierce County High School	Gain Score	x
Pike County	Zebulon High School	Test Duration	x
Polk County	Cedartown Middle School	Gain Score	x
Polk County	Harpst Academy	Test Duration	x
Polk County	Cedartown High School	Gain Score	x
Randolph County	Randolph County Middle School	Test Duration	x
Randolph County	Randolph Clay High School	Test Duration	x
Resurgence Hall Charter School	Resurgence Hall Charter School	Test Duration	x
Resurgence Hall Middle Academy	Resurgence Hall Middle Academy	Test Duration	x
Richmond County	Josey High School	Test Duration	x
Rome City	West Central Elementary School	Test Duration	x
Savannah-Chatham County	UHS of Savannah Coastal Harbor	Test Duration	x
Savannah-Chatham County	Woodville-Tompkins Technical and Career	Gain Score	x
Savannah-Chatham County	Beach High School	Test Duration	x

Savannah-Chatham County	Shuman Elementary School	Test Duration	x
Savannah-Chatham County	Savannah Classical Academy Charter	Test Duration	x
Tattnall County	South Tattnall Middle School	2 DRC Flags	x x
Thomas County	Thomas County Central High School	Test Duration	x
Thomasville City	Scott Elementary School	Test Duration	x
Trion City	Trion Elementary School	Test Duration	x
SCSC	Utopian Academy for the Arts	New SCSC	
SCSC	PEACE Academy Charter	New SCSC	
SCSC	Miles Ahead Charter School	New SCSC	
SCSC	Liberation Academy	New SCSC	
SCSC	The Anchor School	New SCSC	
SCSC	Zest Preparatory Academy Charter School	New SCSC	
SCSC	Sankofa Montessori	New SCSC	
SCSC	The RISE School	New SCSC	