



# Connections for Classrooms Grant Program Annual Report

**January 2018**

*Sam Rauschenberg*  
*Steve Korwan*



This page intentionally left blank

## Executive Summary

Connections for Classrooms (CFC) is a competitive grant program joining multiple state agencies around the common goal of ensuring Georgia schools and classrooms have the high-speed broadband access required for digital and blended learning. The program has made more than \$88 million in grant awards from the following two sources:

- Bond funds appropriated to the Georgia Department of Education (GaDOE)
- State general funds appropriated to the OneGeorgia Authority at the Department of Community Affairs (DCA). The Governor’s Office of Student Achievement (GOSA) manages the funds.

The program is part of a broader statewide effort to expand classroom high-speed broadband access in response to Governor Deal’s Digital Learning Task Force recommendations, as well as the GaDOE’s efforts to enable personalized learning for Georgia students.

The effort complements the expansion of the University System of Georgia’s (USG) PeachNet network to connect every Georgia Local Educational Agency (LEA) to its high-speed network. The partnership between USG and GaDOE ensured that all district central offices have 100 megabits per second per school of bandwidth as of July 2015. Connections for Classrooms offers schools the opportunity to increase network infrastructure to effectively utilize the increased bandwidth at the classroom level.

To align with the task force recommendations and prioritize funding, the grant application and award criteria have prioritized funding districts that will leverage the technology to implement digital learning, where students have “some element of control over the time, place, path, and/or pace” of learning.<sup>1</sup>

**Table 1: CFC Summary by Round**

Round	Amount Awarded	Participating LEAs	Eligible Expenditures
1	\$37 million	104	Network Infrastructure
2	\$25.3 million	136	E-rate Category 2
3	\$15.1 million	62	E-rate Category 2
4	\$4.0 million	33	Digital Learning Devices
5	\$7.2 million	60	E-Rate, Network, and Digital Learning Devices

<sup>1</sup> Definition as outlined in the Digital Learning Task Force recommendations and adapted from Digital Learning Now! and the Florida Virtual School. <https://gosa.georgia.gov/what-digital-learning>

In 2014, CFC provided approximately \$37 million in funds for Local Education Agencies (LEAs) to upgrade broadband infrastructure at the district, school, and classroom levels. Round 1 reimbursements are ongoing.

In late 2014, the Federal Communications Commission (FCC) infused \$2 billion into Category 2 of the federal E-rate program to focus on building out school- and classroom-level network infrastructure. With these changes, Georgia districts became eligible for as much as \$188 million in Category 2 funds over the next five years.

Given this change, Rounds 2 and 3 shifted focus to exclusively provide funds for the LEAs' E-rate local match instead of directly funding infrastructure, allowing schools to leverage federal funds towards their infrastructure needs alongside their grant money. Round 2 fully funded the "local match" for all LEAs that applied for Round 1 grants but still had unfunded school-level infrastructure needs. Approximately \$25.3 million was awarded to 136 LEAs, enabling LEAs to receive more than \$90 million in E-rate funds.

Over the first three rounds, \$77 million in state-funded grants to 159 LEAs has enabled them to receive \$129 million in federal E-Rate funds for school network infrastructure. This is a total network infrastructure investment of \$206 million.

Round 3 applications opened to all LEAs with remaining E-rate Category 2 eligibility in summer 2015 and closed in October 2015. 62 LEAs applied. Governor Deal announced \$15.1 million in Round 3 awards in 2016, which enabled districts to receive \$36.8 million in E-rate funds.

Overall, the program has enabled many Georgia districts, state schools, and state charter schools to make critical upgrades to their network infrastructures, upgrades that are critical for 21<sup>st</sup> century digital learning. In total, over the last two years, \$77 million in state-funded grants to 159 LEAs has enabled them to receive \$129 million in federal E-Rate funds for school network infrastructure. This is a total network infrastructure investment of \$206 million.

With the remaining \$4 million in funds, the grant program shifted focus for the most recent round to funding digital learning devices, such as laptops and tablets, in rural, high-need districts that are poised to implement digital learning. Fifty-eight districts applied for \$11.9 million in fall 2016. After applications were scored by independent reviewers, 33 rural, high-need school districts received \$4 million in grants in December 2016.

As prior Connections for Classrooms rounds wound down in 2017, many grantees did not spend all awarded funds. As such, the program rescinded those funds to be

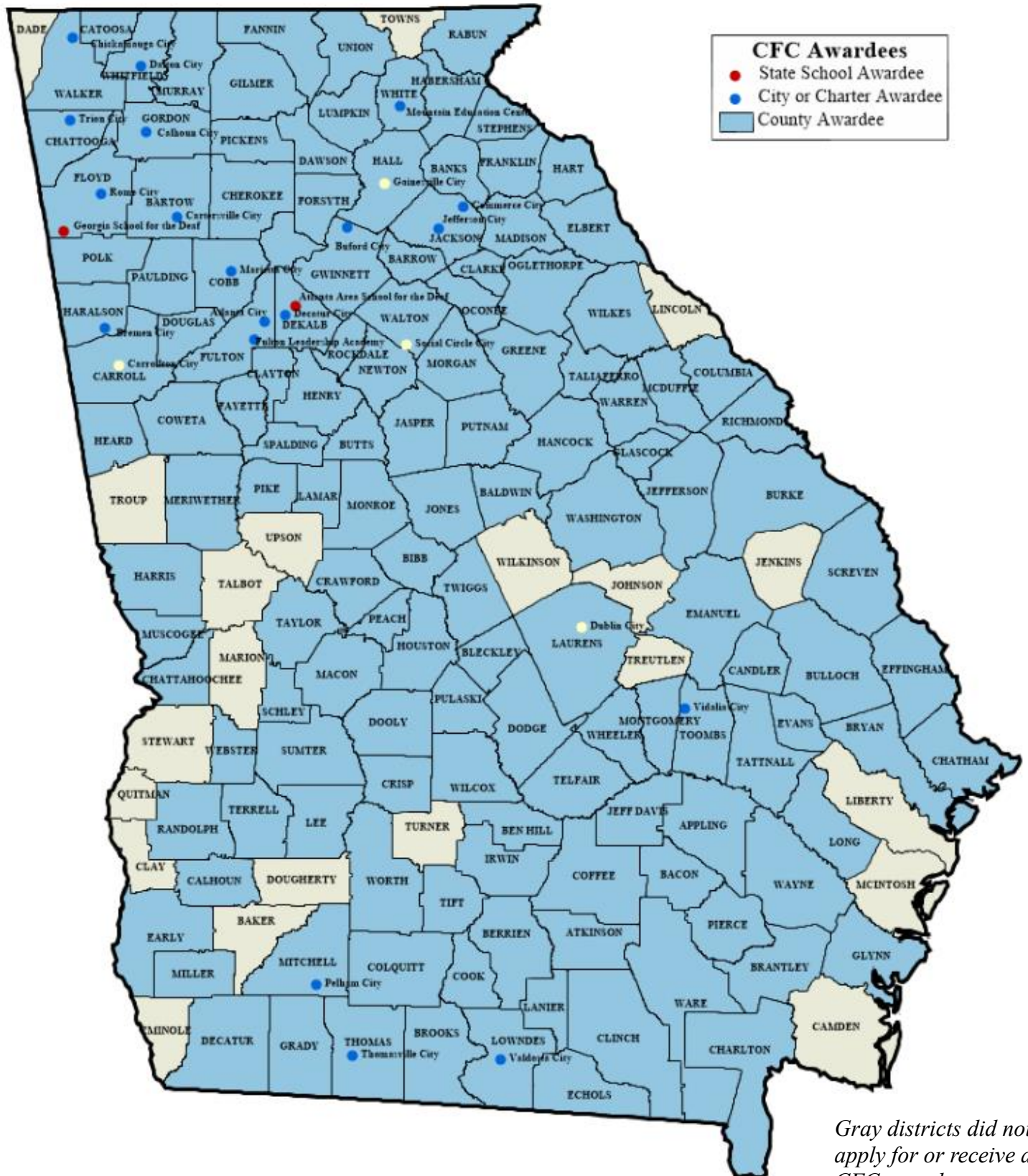
used in another grant round since many other districts still had remaining network and device needs. In summer 2017, GOSA surveyed school district technology directors and charter school leaders to learn the most strategic focus for the next round. The survey indicated a mixture of need across the state—some needed increased investment in network infrastructure, while others needed digital learning devices. With that in mind, GOSA launched Round 5 in September 2017 that allowed applicants to request funds for either network infrastructure or digital devices. Rural, high-need districts, state schools, and charter schools were eligible to apply (more details on eligibility criteria is available on p. 11).

In January 2018, Governor Deal awarded \$7.1 million to 60 applicants that scored a 50 or higher on the rubric. Awardees include 51 districts, two state charter schools, and seven local charter schools. 74% of awards were for digital devices, while the remaining 26% will be spent on network infrastructure. The full list of awardees is available in Appendix B. The twelve remaining districts that did not receive funding have been provided the opportunity to revise and resubmit their applications for rescoring in early 2018.

The following annual report provides an overview of 2017 Connections for Classrooms program activities for stakeholders across the state over the last four years.



Figure 1: Map of Connections for Classrooms Rounds 1-3 Awardees



©2015 CALIPER

Figure 2: Map of Digital Learning Device Rural Grant Program Grantees

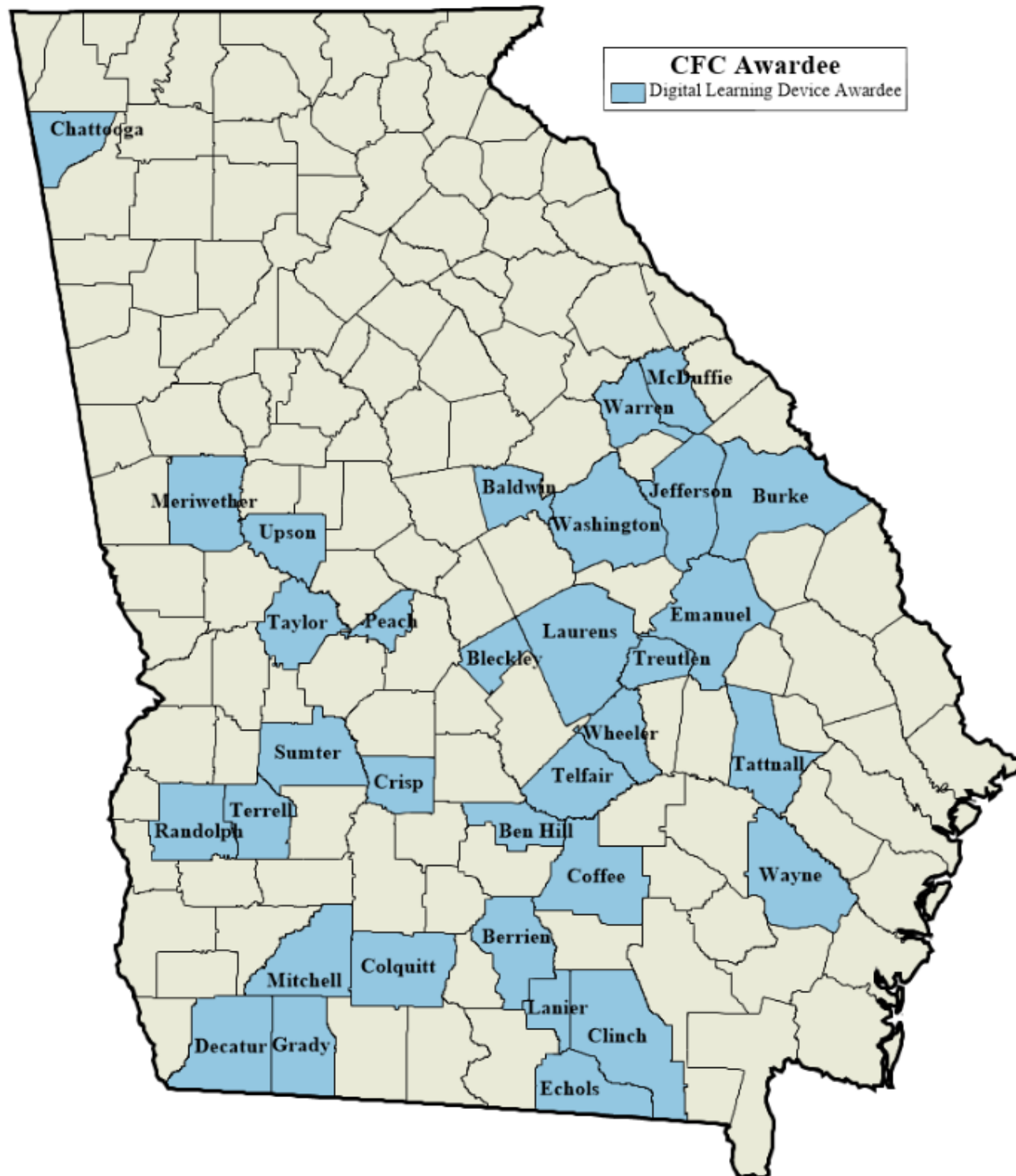
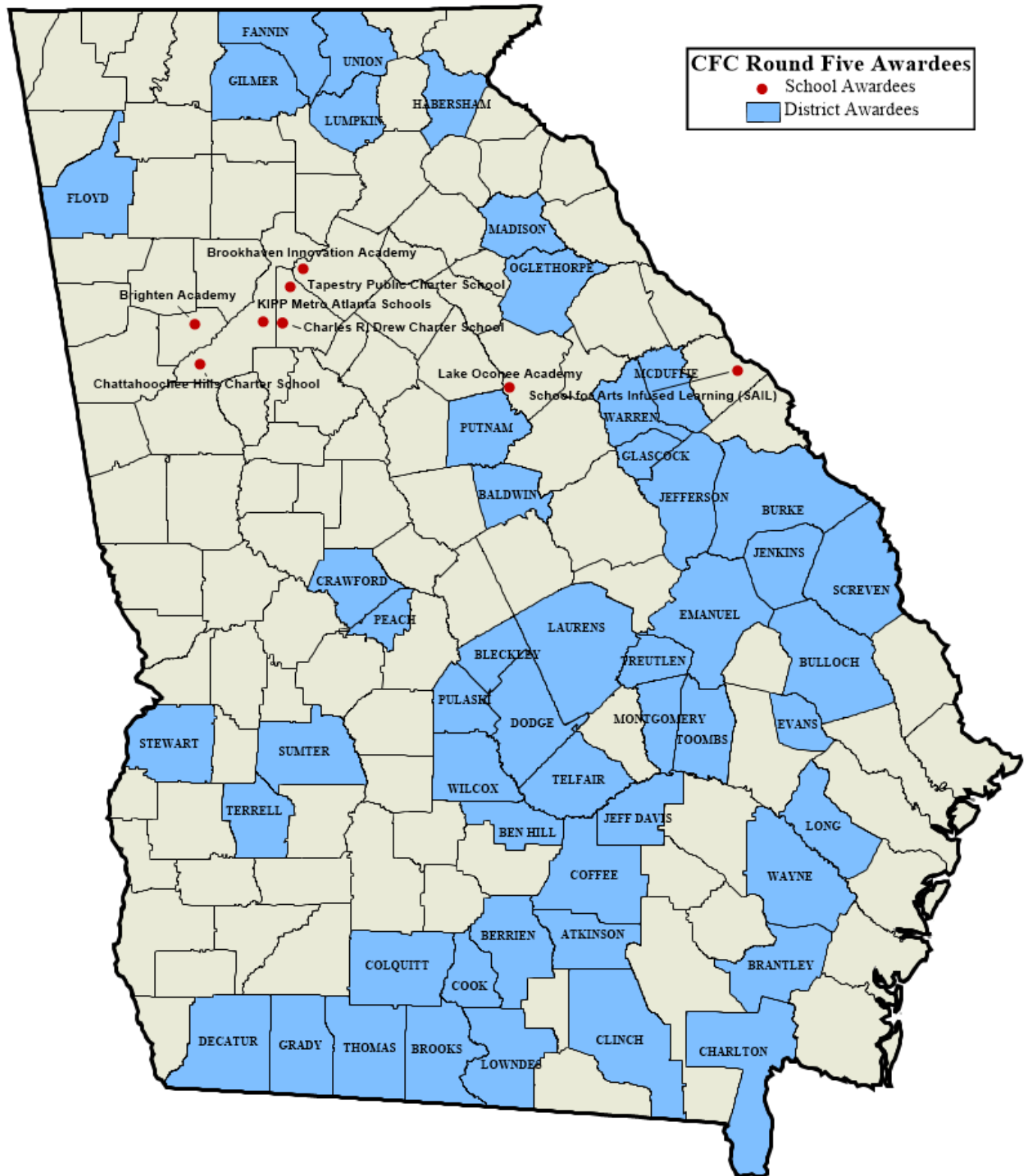


Figure 3: Map of Round 5 Awardees





## Table of Contents

---

<b>Executive Summary .....</b>	<b>iii</b>
<b>Table of Abbreviations.....</b>	<b>x</b>
<b>Background and Prior Connections for Classrooms Rounds.....</b>	<b>1</b>
Digital Learning Task Force Recommendations.....	1
Round 1 Summary .....	2
Round 2 Summary .....	3
Round 3 Summary .....	5
Digital Learning Device Rural Grant Program .....	6
Summary of Rescinded Funds .....	8
<b>Round 5: Addressing Remaining Network and Device Needs.....</b>	<b>10</b>
Overview.....	10
Priorities.....	10
Eligible Districts and Schools .....	10
Application and Scoring .....	12
Retroactive Grant Awards.....	12
Grant Awards .....	12
<b>Going Forward .....</b>	<b>14</b>
<b>Appendix A: Connections for Classrooms Rounds 1-3 Grant Awards by LEA .....</b>	<b>15</b>
<b>Appendix B: Digital Learning Device Rural Grant Program Award List .....</b>	<b>24</b>

## **Table of Abbreviations**

AFY	Amended Fiscal Year	GOSA	Governor's Office of Student Achievement
CFC	Connections for Classrooms	LEA	Local Education Agency
DCA	Department of Community Affairs	LOI	Letter of Intent
DLTF	Digital Learning Task Force	MBPS	Megabits Per Second
FCC	Federal Communication Commission	USAC	Universal Service Administrative Company
FY	Fiscal Year	USF	Universal Service Fund
GaDOE	Georgia Department of Education	USG	University System of Georgia

## **Background and Prior Connections for Classrooms Rounds**

---

### **Digital Learning Task Force Recommendations**

---

Connections for Classrooms (CFC) is part of a broader statewide effort to extend high-speed broadband access to Georgia classrooms. In 2012, Governor Nathan Deal recognized the growing need for statewide strategies that implemented high-quality digital learning in the state as a means to increase student achievement. As a result, he formed the Digital Learning Task Force (DLTF) to examine the state of digital learning and develop recommendations for areas of focus and improvement. The task force met eight times from November 2012 to December 2013 and developed three broad categories of recommendations: infrastructure, digital content and courses, and blended and competency-based learning.

Concerning infrastructure, the report recognized that schools must have the necessary broadband and network infrastructure to support digital learning, resulting in the following two recommendations:

- **Recommendation 1:** Increase statewide broadband capacity to schools, ensuring that Georgia's schools are able to utilize 21st century technology in classrooms.
- **Recommendation 2:** Increase districts' ability to expand wireless connectivity and device availability within schools, allowing them to fully leverage increased broadband capacity.

To meet Recommendation 1, the state focused on creating a K-12 Network through the expansion of the University System of Georgia's (USG) PeachNet backbone. Completed in July 2015 through a strategic partnership between the University System of Georgia (USG) and the Georgia Department of Education (GaDOE), the backbone expansion connects every Georgia Local Educational Agency (LEA) in order to supply 100 megabits per second (Mbps) of broadband connectivity for each school.

The expansion of PeachNet and the assurance of 100 Mbps for all schools required further investments to ensure that the increased bandwidth could be fully leveraged in Georgia classrooms, meeting Recommendation 2. To help alleviate some of this burden, in early 2014 the GaDOE administered an initial, bond-funded \$7 million grant program to school districts for equipment that would connect the LEA's central office to the PeachNet backbone (e.g., firewalls and filtering). All LEAs that applied for funding received a tiered allocation based upon the amount of bandwidth expected to be received through the K-12 Network.

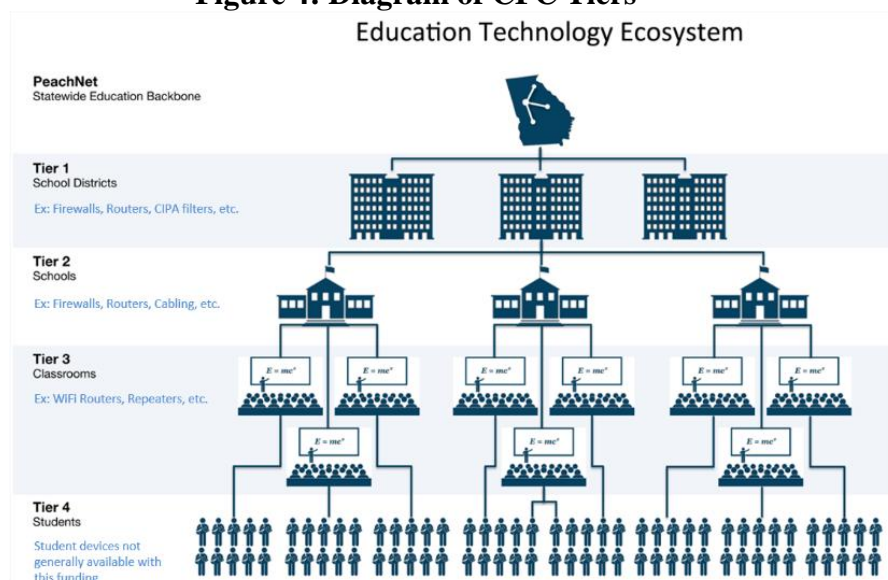
While the initial grant assisted LEAs in connecting to PeachNet, significant network infrastructure gaps remained at the district, school, and classroom levels. To address those needs, Governor Deal proposed and the General Assembly approved a \$37 million appropriation in the Amended Fiscal Year (AFY) 2014 budget. These funds created a partnership between three state agencies: GaDOE, the Governor's Office of Student Achievement (GOSA), and the OneGeorgia Authority. \$14 million in bond funds were appropriated to the GaDOE, and \$22.5 million in general funds were appropriated to the OneGeorgia Authority, which were to be administered by GOSA. In spring 2014, the Connections for Classrooms Grant Program, housed at GOSA, was formed to oversee the competitive grant process and administer the program.

## Round 1 Summary

Announced in May 2014, Round 1 offered competitive grants to all Georgia local education agencies (LEAs) to upgrade broadband infrastructures and enhance their abilities to facilitate effective digital learning. LEAs submitted an application that consisted of educational and technical components. High-scoring applications clearly articulated detailed technical plans for infrastructure upgrades, while also demonstrating a clear strategy to leverage digital learning to provide students with some measure of control over the time, place, path, and/or pace of their education to improve student achievement.

Round 1 primarily focused on purchasing and installing equipment needed to ensure the increased bandwidth reached classrooms (e.g., firewalls, routers, filters, cabling, ports, local area network, wide area network, and wireless access points). School needs were divided into tiers to determine eligibility. The CFC grants funded infrastructure at the Tier 1 (District), Tier 2 (School), and Tier 3 (Classroom) levels. These tiers are illustrated in the figure below.

**Figure 4: Diagram of CFC Tiers**





146 LEAs—143 districts, 2 state charter schools, and 1 state school—applied for more than \$198 million. In October 2014, Governor Deal announced awards to 104 LEAs (102 districts, 1 state charter school, and 1 state school), totaling \$37 million. All Tier 1 needs were fully funded, and Tier 2 funds were partially funded on a sliding scale based on the application score. The six highest scoring LEAs (Thomas, Peach, Tattnall, Ben Hill, Laurens, and Georgia School for the Deaf) received full funding for their Tiers 1 to 3 requests once their Tier 3 award funds were combined with expected Category 2 E-rate funds [See the E-rate Overview box on p. 5 for more details on how the local match is determined]. Appendix A includes a list of final award amounts by grant round.

With the exception of the top six winners who received E-rate match funds, all Round 1 projects were successfully closed out by June 30, 2016. GOSA is actively conducting site visits each month with Round 1 grantees to ensure that the equipment and installation reimbursed are implemented as outlined in the approved contracts. In total, \$5.9 million of the original grants was not spent and therefore has been rolled forward into subsequent award allocations. Many Round 1 grantees received grants in later rounds, which are detailed in the following sections.

---

## **Round 2 Summary**

---

While Round 1 made significant progress, more than \$160 million in infrastructure needs from applicants remained unfunded. As a result, in the amended FY2015 budget, Governor Deal proposed and the General Assembly approved an additional \$30 million to the OneGeorgia Authority for additional network investment.

Instead of directly funding infrastructure needs as in Round 1, these funds were devoted to ensuring districts maximize federal infrastructure funds through the Federal Communication Commission’s (FCC) [E-rate Program](#), which provides discounted rates for school internet access and telecommunication needs. In 2014, the FCC infused \$2 billion in additional funds to focus on Category 2 services, which align with CFC Tiers 2 and 3, making federal funds available to more districts than in the past. LEAs that receive Category 2 E-rate funds must fund a “local match” of the cost before being able to expend federal E-rate funds, which creates a barrier for many districts [See the E-rate Overview box on p. 5 page for more details on how the local match is determined]. As such, the goal of CFC Round 2 was to fund the “local match” of approved Category 2 equipment and services for remaining infrastructure needs from Round 1 applicants.<sup>2</sup>

---

<sup>2</sup> While Round 2 funds have been awarded, LEAs are still in the process of receiving funding confirmation from E-rate. Once they receive approval, they submit required documents to GOSA and request reimbursement.

### E-rate Overview

The [Federal Communication Commission](#)'s (FCC) E-rate Program was "mandated by Congress in 1996 and implemented by the Federal Communications Commission in 1997." The Universal Services Administrative Company (USAC) administers the program to provide discounted services, such as internet access and broadband infrastructure, to eligible schools and libraries. E-rate funds are generated from telecommunications service providers through the collection of a fee from consumers referred to as a "Universal Service" fee on their phone bills.

The E-rate program is divided into two separate categories of funding. Category 2 services (internal connections, managed internal broadband services and basic maintenance of internal connections) align with Tiers 2 and 3 in the CFC program. Therefore, only E-rate Category 2 eligible items, as determined by USAC, were approved for funding in Round 2 of CFC.

When the FCC infused \$2 billion in additional funds to focus on Category 2 services in 2014, it made all LEAs in the country eligible for \$150 per student or a minimum of \$9,200 per school, subject to each district's discount rate. The discount a school receives from the E-rate program is determined based on the poverty level and urban/rural status of the school. It ranges from 20-85 percent (e.g. a rural school with a high percentage of students in poverty will receive a higher discount than an urban school with a lower percentage of students in poverty). The remaining percentage after the discount is considered the "local match," which the CFC program has funded for grantees. As an example, a school with 1,000 students and an 80% discount rate is eligible for \$150 x 1,000 or \$150,000.00. The E-rate program would provide \$120,000 (80%), and the local match would be \$30,000 (20%).

Example School			
Unfunded Tier 2 and 3 Needs (Based on CFC Round 1 application)	E-Rate Discount (Determined by FCC)	Local Match (Portion paid by school)	Federally Funded Portion (Portion paid through the E-rate program)
\$150,000.00	80%	\$30,000.00	\$120,000.00

Round 2 funded the "local match" for all LEAs that applied for Round 1 grants but still had unfunded school- and classroom-level infrastructure needs (Tiers 2 and 3). On May 5, 2015, Governor Deal announced \$25.4 million in Round 2 grant awards to 134 districts and two state charter schools. Funds could only be used for E-rate Category 2 items in FY15 and/or FY16 E-rate Funding Years or for previous years if the LEA had a previous Priority 2 E-rate funding commitment for which it had not been able to provide its local match and the equipment or services aligned with the current Category 2.<sup>3</sup> Grantees were only

<sup>3</sup> In conjunction with the Round 3 award announcements, GOSA announced that it will allow Round 2 awards to be used for the FY17 E-rate funding cycle.

eligible to receive funds up to their maximum eligible “local match” for their remaining needs.

Once award amounts were determined, LEAs submitted a Letter of Intent (LOI) claiming their award amounts and specifying the E-rate funding cycle(s) in which funds would be used as well as the estimated amounts to be used for each cycle. Once LEAs receive funding approval from E-rate, they are required to send their USAC Form 471 and Funding Commitment Decision Letter, which confirm both the E-rate federal funding and local match required. 133 of 136 LEAs accepted their Round 2 awards (132 districts and 1 state charter school). Appendix A includes a list of final award amounts by grant round.

---

### **Round 3 Summary**

---

In June 2015, GOSA opened applications in Round 3 of the grant program to provide roughly \$8.2 million in awards to Georgia LEAs with remaining E-rate eligibility, which would enable districts to receive \$14 to 18 million in federal E-rate funds. Applicants could request funding for the 2015, 2016, and 2017 E-Rate funding cycles, with funding available through December 31, 2018.

Since USAC reviews districts’ E-rate applications from a technical perspective, the Georgia grant application was revised to focus primarily on digital learning plans and requested only a high-level technical description of infrastructure. More specifically, the application included the following elements:

- Brief description of network infrastructure plans,
- Digital learning implementation plans,
- Alignment with state and district technology plans, and
- Professional learning plans for effective digital learning implementation.

As with Round 1, applicants were required to describe how the increased connectivity would enable the LEA to implement digital learning, defined as “learning facilitated by technology that gives students some element of control over time, place, path and/or pace,” to improve student outcomes.

Sixty-two LEAs applied for \$15.2 million in grants. Each application was scored by two independent reviewers with expertise in digital learning using a 50-point rubric. Any review with more than a ten-point spread between reviewers resulted in a third review, which was then averaged with the other two scores.

On January 19, 2016, Governor Deal announced \$8.2 million in awards to 47 districts and 1 state school. Given the limited funds, only 9 of the 48 grantees were fully funded. With this limitation in mind, Governor Deal included an additional \$9.4 million in his AFY16 budget during the 2016 legislative session, which the General Assembly passed in the budget. Once the budget was signed,

Governor Deal announced an additional \$6.9 million in Round 3 grants to fully fund the E-rate local match for all Round 3 applicants.

In sum, the combined \$15.1 million in Round 3 funds enabled the LEAs, which include 60 districts, one state school, and one state charter school, to receive \$36.8 million in federal E-Rate funds, making the total investment of \$51.9 million in school network infrastructure.

Awardees followed the same process with Letters of Intent to reserve funding. As before, GOSA enters into a contract with awardees once they receive and submit E-rate funding confirmation (USAC Form 471 and Funding Commitment Decision Letter).

As with prior rounds, GOSA staff conduct monitoring visits to a number of grantees each month to ensure that purchased equipment is in line with their contracts.

As of December 1, 2017, 155 LEAs in Round 1, 2, or 3 had submitted documentation for reimbursement of E-rate FY15 or FY16 Category 2 expenses, and two have submitted documentation for reimbursement of E-rate FY17 Category 2 expenses. 103 awardees from Round 1, 60 awardees from Round 2, and 11 awardees from Round 3 have closed out their grants.

---

### **Digital Learning Device Rural Grant Program**

---

In the first three rounds of the Connections for Classrooms Grant Program, \$77 million in grants were awarded to 159 LEAs for district and school network upgrades. As a result, all districts that applied for grant funds now have, or will soon have, wireless internet access to their classrooms. However, many schools, particularly those in rural and high-need areas, lack resources to purchase sufficient devices to fully leverage the increased connectivity and enable students to authentically participate in digital learning. In addition, the need for digital learning devices has been evident throughout the grant program. In the fall 2015 survey of grantees, 86% of respondents reported that future funding should be devoted to student devices.

With this in mind, GOSA announced a new round of competitive grant funding in July 2016, the Digital Learning Device Rural Grant Program. This round enabled rural, high-need districts that are poised to implement digital learning to purchase laptops, tablets, or other mobile devices used for instruction.

Due to limited funding, this round included competitive application submission and review process to determine awards. Strong applicants clearly described how this grant will enable them to change instruction to implement digital learning, specifically facilitating learning with technology that gives students some control

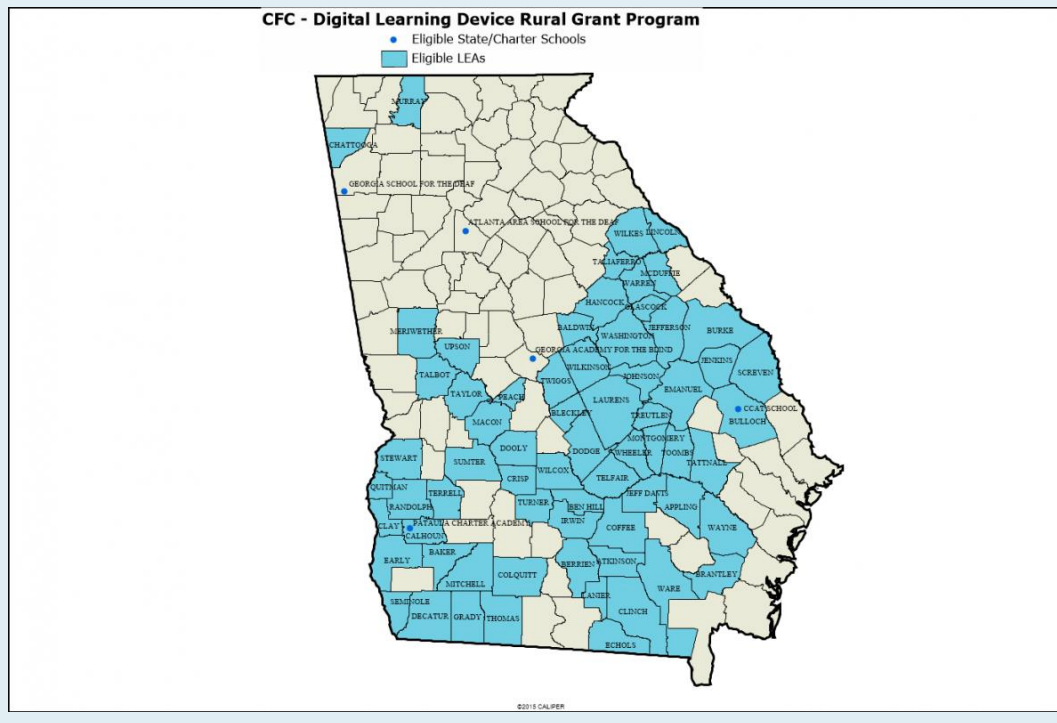


over time, place, path, and/or pace. In addition, they demonstrated their needs for devices, outline their device selection/deployment/maintenance plans, and provide assurance of network preparedness to support devices. Eligibility for this round was limited to the 72 LEAs determined to be both rural and high need, using the criteria explained below.

### Who was eligible for the Digital Learning Device Rural Grant Program?

- **High-Need:** LEAs located in one of 71 Tier 1 counties using the Georgia Department of Community Affairs' annual job tax credit tiers. These counties represent the counties with the highest unemployment rate, lowest per capita income, and highest percentage of residents whose incomes are below the poverty level in the state. In addition to being districts with high student need, the economic conditions make it less likely that these districts are able to bridge the device gap with BYOD policies and local purchases. For more information on the tiers, [click here](#).
- **Rural:** LEAs serving less than 25 students per square mile. These LEAs must spend proportionally more funds per pupil since they serve a more dispersed population and do not have the economies of scale of larger districts. In addition, students are more likely to spend longer times on buses and have more limited dual enrollment opportunities, making digital learning more important.

The three State Schools were also eligible. In addition, state charter schools that are located in a Tier 1 County and have an attendance zone in which all LEAs were eligible for the grant were also eligible.



Eligible LEAs could apply for up to \$75 per student. These funds were not intended to purchase a \$75 device per student. Rather, as a whole, the total eligible funding amount should be used according to the LEA plan for devices that will best serve the students. All devices must be compliant with the minimum standards for online testing through the Georgia Milestones Assessment System.

GOSA received applications from 58 of 72 eligible LEAs by the November 1, 2016 deadline, totaling \$11.9 million in requested funds. External reviewers scored the applications using a similar process as in prior grant rounds.

On December 21, Governor Deal announced that 33 rural, high-need districts would be awarded nearly \$4 million to purchase laptops and tablets.

As of December 1, 2017, 23 of 33 awardees had submitted documentation for reimbursement for digital devices and closed out their grant. LEAs have until December 31, 2018 to request reimbursement.

### Summary of Expenditures to Date

As of December 2017, Connections for Classrooms had granted just about \$81 million across four grant rounds, not including a prior GaDOE Technology Grant in 2014 that provided another \$7 million, as seen in Table 2. Of those funds, \$56,394,944.97 had been reimbursed, and \$14,150,122.06 remained obligated in Rounds 1 through 4. This table does not include Round 5 awards since they were announced in January 2018.

**Table 2: Funding and Expenditures Across Grant Rounds**

	Original Award	Reimbursed	Rescinded	Obligated
2014 DOE Tech Grants (bonds)	\$7,000,000.00	\$6,649,439.97	\$305,965.93	\$44,594.10
Round 1 DOE (bonds)	\$14,000,000.00	\$11,507,304.17	\$2,455,855.44	\$36,840.39
Round 1 GOSA	\$22,227,210.47	\$16,291,975.82	\$5,935,233.96	\$0.00
Round 2	\$25,761,675.95	\$13,627,473.78	\$3,833,020.33	\$8,301,181.84
Round 3	\$15,133,934.31	\$5,365,373.25	\$5,010,235.38	\$4,758,325.68
Round 4	\$3,965,576.00	\$2,953,377.98	\$3,017.96	\$1,009,180.06
Total	\$88,088,396.72	\$56,394,944.97	\$17,543,329.00	\$14,150,122.06

*\*Note that rescinded funds have been reallocated back into grant rounds as they become available. For example, Rounds 4 and 5 were awarded completely with reallocated funds.*

As districts close out their grants, any remaining unspent grant funds have been rescinded from grantees for use in future grant rounds (Rounds 3, 4, and 5). Overall, as of December 2017, \$17,543,329 had been rescinded from grantees. \$4.5 million of these rescinded funds came from one district, DeKalb County. Another 13 districts had between \$250,000 and \$1 million in rescissions, which represent another \$7 million of that total. Appendix A includes a list of grantees from the first four rounds with the amount awarded, reimbursed, remaining, and rescinded as of December 2017.

In many cases, the rescinded funds were insignificant amounts of funds that exceeded a district's E-Rate approved eligible or that were too small to facilitate additional purchasing. Another common reason for the rescinded funds was that the Round 2 awards were based upon Round 1 applications but, rather than directly funding equipment, required districts to apply for federal E-Rate funding to access funds. Districts that did not apply for E-Rate or applied for less than their eligibility had significant unspent funds.

## Round 5: Addressing Remaining Network and Device Needs

---

### Overview

---

As prior Connections for Classrooms rounds wound down, many grantees did not spend all of awarded funds. As such, the program rescinded those funds to be used in another grant round. To determine remaining need around the state, GOSA surveyed school district technology directors and charter school leaders to learn the most strategic focus for the next round. The survey indicated a mixture of need across the state—some needed increased investment in network infrastructure, while others needed digital learning devices.

In September 2017 GOSA announced a new round of Connections for Classrooms Grant Program funding. Round 5 focuses on enabling eligible districts and schools to upgrade their digital networks or, if additional network upgrades are not needed in the next two years, purchase additional digital devices. Prior rounds focused on one or the other. Applications were due on November 15, 2017.

### Priorities

---

The grant program has three priority areas, listed below:

**Priority 1:** Local match funding for FY2018 E-Rate Category 2 school network infrastructure costs

**Priority 2:** School or district network infrastructure up to \$50 per student eligible but for which our district/school no longer has remaining Category 2 eligibility for the schools in its application.

**Priority 3:** Digital devices up to \$50 per student. To be eligible, districts must have utilized all Category 2 E-Rate eligibility or could commit in writing that no E-Rate eligible network upgrades will be done over the next two years.

For Priorities 2 and 3, these funds are not intended to purchase a \$50 device or piece of equipment per student. Rather, as a whole, the total eligible funding amount derived from the \$50/student should be used for network equipment or digital devices that comply with grant requirement and best serve the students.

### Eligible Districts and Schools

---

As in the Digital Learning Device Rural Grant Program, this round targeted rural and high need districts (although with a slightly higher threshold, as seen in the



table on the following page). In addition, the program allowed locally authorized charter schools to apply directly for funding rather than only through their district. Local charters, as well state special schools and state charter schools, competed against each other. Districts competed with other districts.

### Who was eligible for Round 5?

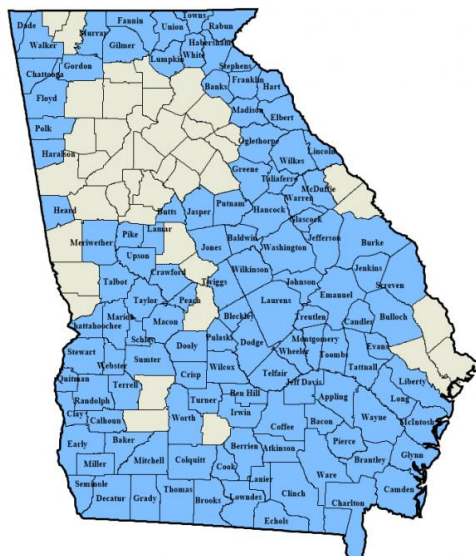
### *Eligible Districts*

- **High-Need:** District is located in a county that is in Tiers 1, 2, or 3 using the Georgia Department of Community Affairs’ annual job tax credit tiers. These counties represent the counties with the highest unemployment rate, lowest per capita income, and highest percentage of residents whose incomes are below the poverty level in the state. In addition to being the counties with high student need, the economic conditions make it less likely that these districts are able to bridge the device gap with BYOD policies and local purchases. For more information on the tiers, [click here](#).
- **Rural:** LEAs serving less than 25 students per square mile. These LEAs must spend proportionally more funds per pupil since they serve a more dispersed population and do not have the economies of scale of larger districts. In addition, students are more likely to spend longer times on buses and have more limited dual enrollment opportunities, making digital learning more important.

### *Eligible Schools*

Schools in the following categories are eligible to apply:

- Locally authorized charter schools not included in their LEA's E-Rate application,
- State Charter Commission authorized charter schools, and
- State special schools



## Application and Scoring

As in past years, this round included a competitive application. Strong applicants clearly described how this grant will enable them to upgrade and improve their digital networks to change instruction to implement digital learning, specifically facilitating learning with technology that gives students some control over time, place, path, and/or pace. In addition, they demonstrated their need for network equipment or devices, outline their equipment selection/deployment/maintenance plans, and explain how this investment ties into their current network.

Each application was scored by two independent reviewers with expertise in digital learning using a 100-point rubric. Any review with more than a ten-point spread between reviewers resulted in a third review, which was then averaged with the other two scores.

## Retroactive Grant Awards

While most locally authorized charter schools either applied for E-Rate through their district or did not apply at all, four local charter schools applied for E-Rate funds directly to USAC in 2015, 2016, or 2017. These schools were not included in their authorizing district's E-Rate applications, and they were also ineligible to apply for previous CFC rounds that only allowed LEAs to apply. In addition, each district's unused CFC grant exceeded the charter school's local match amount. As a result, GOSA retroactively awarded these schools a grant equivalent to their E-Rate local match. These schools are included in the table below.

Round 5 Local Charter School Retroactive Awards			
Charter School	District	Total E-Rate Request	Local Match Requirement (Award Amount)
Hapeville Charter Schools	Fulton	\$ 103,463.79	\$ 18,258.32
KIPP Metro Atlanta Schools	Fulton/Atlanta	\$ 246,297.53	\$ 43,464.27
Academy for Classical Education	Bibb	\$ 101,652.35	\$ 17,938.65
The Main Street Academy	Fulton	\$ 32,096.00	\$ 8,024.00
<b>Total</b>		<b>\$ 483,509.67</b>	<b>\$ 87,685.24</b>

As with all awards for E-Rate local matches, the award is contingent upon USAC approval of the schools' E-Rate applications.

## Grant Awards

By the November 15 deadline, 61 districts, 8 local charter schools, 3 state charter schools, and no state special schools applied for a total of \$8.1 million of eligible

requests. Nearly 75% of the requests were for Priority 3—Digital Learning Devices.

In January 2018, Governor Deal awarded \$7.1 million to 60 applicants that scored a 50 or higher on the rubric. Awardees include 51 districts, two state charter schools, and seven local charter schools. In terms of Priority areas, 74% of awards were for Priority 3: Digital Devices, while the remaining 26% will be spent on network infrastructure through Priorities 1 and 2. The full list of awardees is available in Appendix B.

Applicants that did not receive funding will be provided the opportunity to revise and resubmit their applications for rescoring in early 2018. Each applicant will receive their rubric scores and reviewer feedback to improve their submission. It will then be rescored by two different reviewers to determine if it exceeds an average of 50. GOSA is holding this \$1 million to allow for their resubmissions.

## **Going Forward**

---

Awardees in Rounds 2 and 3 must submit reimbursement requests by September 30, 2019, which allows for sufficient time to receive E-Rate approval from the federal government. Round 4, which does not involve E-Rate, has a deadline of December 31, 2018 for reimbursement requests. Finally, all reimbursement requests for Round 5 are due by March 31, 2020.

Over the next two years, grantees will continue to request reimbursements for approved expenditures as set out in the applicable guidelines for the round in which funds were awarded. In addition, GOSA will continue to conduct site visits to ensure that implementation aligns with the contract. If more funds become available from previous rounds, GOSA will continue to reinvest in network equipment and digital devices to facilitate digital learning in Georgia's schools.



## Appendix A: Connections for Classrooms Grant Awards by LEA (Rounds 1-4)

The table below includes all state funds awarded, reimbursed, remaining, and rescinded from grants as of December 2017. Federal E-Rate funds enabled by CFC grants are excluded. Rescinded funds have been reallocated to future grant rounds as they become available. The table below also includes GaDOE Technology Grants that predated Connections for Classrooms and use \$7 million in FY14 bond funds.

LEA_ID	LEA Name	Rounds Awarded	Total Initial Award	Total Reimbursed	Total Rescinded	Total Remaining
601	Appling County	Tech, 1, 2	\$166,485.00	\$104,929.63	\$17,670.00	\$43,885.37
602	Atkinson County	1, 3	\$55,567.50	\$50,448.36	\$5,119.14	\$0.00
761	Atlanta Public Schools	Tech, 1, 2	\$2,749,050.73	\$1,567,815.69	\$522,983.21	\$658,251.83
603	Bacon County	Tech, 1, 2, 3	\$89,851.00	\$36,670.99	\$53,179.99	\$0.02
604	Baker County	Tech	\$19,000.00	\$12,405.90	\$6,594.10	\$0.00
605	Baldwin County	Tech, 1, 2, 4	\$499,807.70	\$270,037.48	\$227,160.02	\$2,610.20
606	Banks County	Tech, 1, 2	\$496,299.66	\$457,561.25	\$38,738.41	\$0.00
607	Barrow County	Tech, 1, 2, 3	\$1,237,288.79	\$504,402.08	\$89,404.86	\$643,481.85
608	Bartow County	1, 3	\$303,768.60	\$252,824.29	\$17,456.87	\$33,487.44
609	Ben Hill County	Tech, 1, 4	\$269,485.56	\$249,709.70	\$0.00	\$19,775.86
610	Berrien County	Tech, 1, 2, 3, 4	\$308,753.38	\$259,513.71	\$35,501.07	\$13,738.60
611	Bibb County	Tech, 1, 3	\$746,569.00	\$479,750.27	\$40,138.76	\$226,679.97
612	Bleckley County	Tech, 1, 2, 4	\$191,179.66	\$188,790.55	\$1,527.50	\$861.61
613	Brantley County	Tech, 1, 2	\$221,035.65	\$142,089.97	\$0.00	\$78,945.68
763	Bremen City	1, 2	\$324,006.13	\$258,170.84	\$1,545.60	\$64,289.69
614	Brooks County	Tech, 3	\$65,642.50	\$65,637.50	\$0.00	\$5.00
615	Bryan County	Tech, 2	\$470,750.00	\$322,712.82	\$0.00	\$148,037.18

Key for Rounds Awarded Column	
Tech - 2014 GaDOE Technology Grant	3 - Round 3 GOSA Grant
1 - Round 1 GOSA Grant GaDOE Grants	4 - Round 4 GOSA Grant
2 - Round 2 GOSA Grant	

Connections for Classrooms Annual Report

LEA_ID	LEA Name	Rounds Awarded	Total Initial Award	Total Reimbursed	Total Rescinded	Total Remaining
764	Buford City	Tech, 1, 2, 3	\$399,233.99	\$267,446.45	\$112,858.99	\$18,928.55
616	Bulloch County	Tech, 2, 3	\$374,680.00	\$186,187.76	\$0.00	\$188,492.24
617	Burke County	Tech, 2, 4	\$157,199.35	\$18,925.00	\$137,448.72	\$825.63
618	Butts County	Tech, 1, 2	\$262,898.50	\$186,056.00	\$76,747.50	\$95.00
765	Calhoun City	3	\$113,820.00	\$54,019.52	\$52,674.88	\$7,125.60
619	Calhoun County	Tech, 1, 2	\$109,344.56	\$105,490.29	\$0.00	\$3,854.27
620	Camden County	Tech	\$82,000.00	\$82,000.00	\$0.00	\$0.00
621	Candler County	Tech, 2, 3	\$80,410.00	\$48,346.39	\$10,100.83	\$21,962.78
622	Carroll County	Tech, 1, 2, 3	\$935,877.20	\$755,580.89	\$112,000.00	\$68,296.31
766	Carrollton City		\$0.00	\$0.00	\$0.00	\$0.00
767	Cartersville City	Tech, 1, 2	\$155,086.14	\$152,257.90	\$0.00	\$2,828.24
623	Catoosa County	Tech, 2, 3	\$399,700.00	\$225,136.80	\$5,309.40	\$169,253.80
624	Charlton County	Tech, 1, 2	\$268,804.99	\$251,520.67	\$17,208.63	\$75.69
625	Chatham County	Tech, 1, 2	\$998,567.32	\$527,620.55	\$460,148.32	\$10,798.45
626	Chattahoochee County	Tech, 2	\$44,980.00	\$44,783.20	\$0.00	\$196.80
627	Chattooga County	Tech, 1, 2, 4	\$138,812.75	\$50,339.00	\$86,448.26	\$2,025.49
628	Cherokee County	Tech, 1, 2, 3	\$3,569,896.96	\$2,611,045.90	\$0.00	\$958,851.06
769	Chickamauga City	Tech, 1, 2	\$229,529.32	\$222,750.32	\$6,779.00	\$0.00
629	Clarke County	Tech, 1, 2	\$907,937.99	\$315,837.98	\$0.00	\$592,100.01
630	Clay County	Tech	\$19,000.00	\$18,745.00	\$0.00	\$255.00
631	Clayton County	Tech, 2	\$1,263,160.00	\$1,258,945.14	\$0.00	\$4,214.86
632	Clinch County	Tech, 1, 2, 4	\$174,295.00	\$79,168.85	\$8,138.71	\$86,987.44
633	Cobb County	Tech, 1, 3	\$3,606,081.11	\$2,577,182.50	\$319,078.38	\$709,820.23

Key for Rounds Awarded Column	
Tech - 2014 GaDOE Technology Grant	3 - Round 3 GOSA Grant
1 - Round 1 GOSA Grant GaDOE Grants	4 - Round 4 GOSA Grant
2 - Round 2 GOSA Grant	

Connections for Classrooms Annual Report

LEA_ID	LEA Name	Rounds Awarded	Total Initial Award	Total Reimbursed	Total Rescinded	Total Remaining
634	Coffee County	Tech, 2 ,4	\$263,578.75	\$177,321.00	\$44,872.50	\$41,385.25
635	Colquitt County	Tech, 1, 2, 3, 4	\$684,724.74	\$604,320.82	\$77,517.86	\$2,886.06
636	Columbia County	Tech, 1, 2, 3	\$2,143,405.00	\$1,899,868.00	\$62,771.03	\$180,765.97
771	Commerce City	Tech, 1, 2	\$123,904.60	\$111,604.24	\$815.61	\$11,484.75
637	Cook County	Tech, 1, 2	\$225,668.54	\$173,987.52	\$27,987.14	\$23,693.88
638	Coweta County	Tech, 2	\$1,384,780.00	\$1,178,892.00	\$38,792.35	\$167,095.65
639	Crawford County	Tech, 1, 2	\$151,768.00	\$132,792.04	\$0.22	\$18,975.74
640	Crisp County	Tech, 1, 2, 4	\$275,193.07	\$231,158.24	\$27,473.24	\$16,561.59
641	Dade County		\$0.00	\$0.00	\$0.00	\$0.00
772	Dalton City	Tech, 1, 2	\$712,164.50	\$632,973.55	\$295.33	\$78,895.62
642	Dawson County	Tech, 1, 2, 3	\$238,027.01	\$149,805.49	\$87,434.15	\$787.37
773	Decatur City	Tech, 2, 3	\$404,803.80	\$18,999.59	\$247,640.99	\$138,163.22
643	Decatur County	Tech, 1, 2, 4	\$469,045.49	\$451,532.62	\$0.00	\$17,512.87
644	DeKalb County	Tech, 1, 2	\$11,574,977.35	\$4,843,058.51	\$2,212,035.00	\$4,519,883.84
645	Dodge County	Tech, 2	\$112,810.00	\$107,517.14	\$0.00	\$5,292.86
646	Dooly County	Tech, 1, 2	\$69,798.52	\$40,391.02	\$26,828.32	\$2,579.18
647	Dougherty County	Tech	\$82,000.00	\$82,000.00	\$0.00	\$0.00
648	Douglas County	Tech, 1, 2, 3	\$1,890,558.20	\$1,180,953.05	\$64,342.06	\$645,263.09
774	Dublin City		\$0.00	\$0.00	\$0.00	\$0.00
649	Early County	Tech, 1, 2, 3	\$154,813.00	\$140,146.25	\$0.70	\$14,666.05
650	Echols County	Tech, 2 ,4	\$50,640.00	\$31,572.25	\$0.00	\$19,067.75
651	Effingham County	Tech, 1, 2, 3	\$515,568.77	\$243,859.25	\$234,431.79	\$37,277.73
652	Elbert County	1, 2	\$494,197.50	\$361,334.92	\$66,637.50	\$66,225.08

Key for Rounds Awarded Column	
Tech - 2014 GaDOE Technology Grant	3 - Round 3 GOSA Grant
1 - Round 1 GOSA Grant GaDOE Grants	4 - Round 4 GOSA Grant
2 - Round 2 GOSA Grant	

Connections for Classrooms Annual Report

LEA_ID	LEA Name	Rounds Awarded	Total Initial Award	Total Reimbursed	Total Rescinded	Total Remaining
653	Emanuel County	Tech, 3, 4	\$176,597.02	\$173,398.45	\$2,709.24	\$489.33
654	Evans County	Tech, 1, 2, 3	\$440,171.50	\$361,944.35	\$7,971.98	\$70,255.17
655	Fannin County	Tech, 1, 2	\$126,230.65	\$119,817.01	\$0.00	\$6,413.64
656	Fayette County	Tech, 1, 2, 3	\$2,301,204.00	\$1,506,178.39	\$0.00	\$795,025.61
657	Floyd County	Tech, 1, 2	\$532,175.45	\$514,644.30	\$17,516.20	\$14.95
658	Forsyth County	Tech, 2, 3	\$1,360,697.20	\$1,350,827.46	\$9,869.74	\$0.00
659	Franklin County	1, 2, 3	\$113,363.00	\$51,968.76	\$34,116.96	\$27,277.28
660	Fulton County	Tech, 1, 2, 3	\$3,356,951.60	\$809,888.90	\$2,068,767.76	\$478,294.94
776	Gainesville City	Tech	\$19,000.00	\$0.00	\$0.00	\$19,000.00
661	Gilmer County	Tech, 1, 2, 3	\$210,718.70	\$191,053.01	\$0.00	\$19,665.69
662	Glascocock County	Tech, 1, 2	\$90,244.00	\$69,243.00	\$16,479.00	\$4,522.00
663	Glynn County	Tech, 2, 3	\$461,480.00	\$313,870.52	\$66,468.74	\$81,140.74
664	Gordon County	Tech, 1, 2	\$515,855.50	\$310,748.41	\$29,085.80	\$176,021.29
665	Grady County	Tech, 3, 4	\$275,322.13	\$212,887.06	\$44,464.36	\$17,970.71
666	Greene County	Tech, 1, 2	\$219,098.70	\$169,756.20	\$49,342.50	\$0.00
667	Gwinnett County	Tech, 1, 2	\$1,986,602.50	\$1,727,793.00	\$0.00	\$258,809.50
668	Habersham County	Tech, 1, 2, 3	\$435,019.86	\$233,299.90	\$175,024.68	\$26,695.28
669	Hall County	1, 2	\$742,652.60	\$727,972.52	\$0.00	\$14,680.08
670	Hancock County	Tech, 1, 2	\$57,562.02	\$26,767.95	\$27,210.00	\$3,584.07
671	Haralson County	Tech, 2	\$89,115.76	\$48,668.74	\$40,447.02	\$0.00
672	Harris County	2, 3	\$228,195.00	\$86,568.41	\$130,462.08	\$11,164.51
673	Hart County	Tech, 3	\$68,462.00	\$19,000.00	\$49,462.00	\$0.00
674	Heard County	Tech, 1, 2	\$259,198.00	\$201,631.72	\$1,728.73	\$55,837.55

Key for Rounds Awarded Column	
Tech - 2014 GaDOE Technology Grant	3 - Round 3 GOSA Grant
1 - Round 1 GOSA Grant GaDOE Grants	4 - Round 4 GOSA Grant
2 - Round 2 GOSA Grant	

Connections for Classrooms Annual Report

LEA_ID	LEA Name	Rounds Awarded	Total Initial Award	Total Reimbursed	Total Rescinded	Total Remaining
675	Henry County	Tech, 3	\$1,313,920.00	\$81,753.30	\$809,623.92	\$422,542.78
676	Houston County	Tech, 1, 2	\$596,208.50	\$459,472.12	\$102,875.73	\$33,860.65
677	Irwin County	3	\$51,240.00	\$28,183.20	\$23,056.80	\$0.00
678	Jackson County	Tech, 1, 2	\$313,823.70	\$313,823.70	\$0.00	\$0.00
679	Jasper County	Tech, 1, 2	\$162,687.51	\$143,775.55	\$18,853.86	\$58.10
680	Jeff Davis County	Tech, 1, 2	\$491,971.90	\$389,141.00	\$93,629.19	\$9,201.71
779	Jefferson City	Tech, 2	\$56,070.13	\$17,319.90	\$29,656.10	\$9,094.13
681	Jefferson County	Tech, 1, 2, 4	\$175,389.72	\$134,252.99	\$0.00	\$41,136.73
682	Jenkins County	Tech	\$19,000.00	\$18,899.90	\$0.00	\$100.10
683	Johnson County	Tech	\$19,000.00	\$19,000.00	\$0.00	\$0.00
684	Jones County	Tech, 1, 2, 3	\$226,310.45	\$112,395.88	\$54,595.52	\$59,319.05
685	Lamar County	Tech, 1, 2	\$369,723.55	\$273,733.13	\$10,559.27	\$85,431.15
686	Lanier County	Tech, 2, 4	\$131,386.00	\$55,927.47	\$62,496.00	\$12,962.53
687	Laurens County	Tech, 1, 4	\$1,757,781.69	\$1,718,247.99	\$0.00	\$39,533.70
688	Lee County	3	\$377,040.00	\$235,722.93	\$35,630.92	\$105,686.15
689	Liberty County		\$0.00	\$0.00	\$0.00	\$0.00
690	Lincoln County		\$0.00	\$0.00	\$0.00	\$0.00
691	Long County	Tech, 2, 3	\$109,557.81	\$18,985.99	\$55,527.85	\$35,043.97
692	Lowndes County	Tech, 2, 3	\$301,270.60	\$282,279.79	\$0.00	\$18,990.81
693	Lumpkin County	Tech, 2, 3	\$58,525.02	\$34,893.68	\$23,627.50	\$3.84
694	Macon County	Tech, 2	\$32,549.67	\$19,000.00	\$13,549.67	\$0.00
695	Madison County	Tech, 1, 2	\$371,649.00	\$371,601.41	\$0.00	\$47.59
781	Marietta City	Tech, 1, 2, 3	\$613,867.18	\$505,985.04	\$106,054.05	\$1,828.09

Key for Rounds Awarded Column	
Tech - 2014 GaDOE Technology Grant	3 - Round 3 GOSA Grant
1 - Round 1 GOSA Grant GaDOE Grants	4 - Round 4 GOSA Grant
2 - Round 2 GOSA Grant	

Connections for Classrooms Annual Report

LEA_ID	LEA Name	Rounds Awarded	Total Initial Award	Total Reimbursed	Total Rescinded	Total Remaining
696	Marion County		\$0.00	\$0.00	\$0.00	\$0.00
697	McDuffie County	1, 2, 4	\$660,069.48	\$477,362.76	\$150,337.50	\$32,369.22
698	McIntosh County	Tech	\$19,000.00	\$18,597.85	\$0.00	\$402.15
699	Meriwether County	Tech, 2, 4	\$178,472.17	\$116,597.88	\$42,089.79	\$19,784.50
700	Miller County	Tech, 2	\$27,722.65	\$24,391.50	\$3,184.95	\$146.20
701	Mitchell County	Tech, 2, 4	\$113,590.00	\$95,178.73	\$0.00	\$18,411.27
702	Monroe County	Tech, 2, 3	\$35,505.80	\$19,000.00	\$16,505.80	\$0.00
703	Montgomery County	2, 3	\$65,175.79	\$4,097.37	\$10,342.26	\$50,736.16
704	Morgan County	Tech, 1, 2	\$303,402.50	\$162,364.00	\$98,350.50	\$42,688.00
705	Murray County	Tech, 2	\$247,915.00	\$121,408.00	\$111,468.96	\$15,038.04
706	Muscogee County	Tech, 2	\$1,015,810.00	\$82,000.00	\$681,708.22	\$252,101.78
707	Newton County	Tech, 1, 2	\$917,118.50	\$321,401.70	\$568,620.00	\$27,096.80
708	Oconee County	Tech, 2, 3	\$352,423.65	\$129,564.65	\$222,859.00	\$0.00
709	Oglethorpe County	Tech, 2, 3	\$83,799.25	\$68,300.69	\$0.00	\$15,498.56
710	Paulding County	Tech, 1, 2, 3	\$2,283,796.20	\$1,722,984.12	\$472,538.11	\$88,273.97
711	Peach County	Tech, 1, 4	\$1,335,645.86	\$1,114,939.73	\$0.00	\$220,706.13
784	Pelham City	1, 2	\$93,683.50	\$91,026.02	\$63.99	\$2,593.49
712	Pickens County	Tech, 2	\$147,160.00	\$146,891.82	\$0.00	\$268.18
713	Pierce County	Tech, 1, 2	\$171,018.60	\$63,368.49	\$81,662.89	\$25,987.22
714	Pike County	Tech, 3	\$169,300.00	\$45,118.36	\$120,158.69	\$4,022.95
715	Polk County	Tech, 2	\$248,575.00	\$82,000.00	\$165,930.30	\$644.70
716	Pulaski County	Tech, 1, 2	\$382,803.95	\$381,151.35	\$0.00	\$1,652.60
717	Putnam County	1, 2	\$381,027.54	\$378,288.66	\$0.00	\$2,738.88

Key for Rounds Awarded Column	
Tech - 2014 GaDOE Technology Grant	3 - Round 3 GOSA Grant
1 - Round 1 GOSA Grant GaDOE Grants	4 - Round 4 GOSA Grant
2 - Round 2 GOSA Grant	



Connections for Classrooms Annual Report

LEA_ID	LEA Name	Rounds Awarded	Total Initial Award	Total Reimbursed	Total Rescinded	Total Remaining
718	Quitman County	Tech	\$19,000.00	\$17,953.16	\$0.00	\$1,046.84
719	Rabun County	1, 2	\$80,433.60	\$47,690.21	\$32,743.14	\$0.25
720	Randolph County	Tech, 1, 2, 4	\$78,458.38	\$35,047.76	\$43,410.62	\$0.00
721	Richmond County	Tech, 1, 2, 3	\$1,292,030.60	\$967,941.18	\$222,717.12	\$101,372.30
722	Rockdale County	Tech, 2, 3	\$566,260.00	\$200,852.48	\$206,969.47	\$158,438.05
785	Rome City	Tech, 1, 2	\$328,088.00	\$312,863.29	\$1,908.63	\$13,316.08
723	Schley County	Tech, 1, 2	\$164,478.91	\$155,684.83	\$0.00	\$8,794.08
724	Screven County	Tech, 1, 2	\$214,015.55	\$193,618.00	\$0.00	\$20,397.55
7830410	SCSC-Atlanta Heights Charter School		\$0.00	\$0.00	\$0.00	\$0.00
7830103	SCSC-CCAT School		\$0.00	\$0.00	\$0.00	\$0.00
7820212	SCSC-Cherokee Charter Academy		\$0.00	\$0.00	\$0.00	\$0.00
7830610	SCSC-Coweta Charter Academy		\$0.00	\$0.00	\$0.00	\$0.00
7830310	SCSC-Fulton Leadership Academy	Tech, 2	\$24,145.15	\$18,801.12	\$0.00	\$5,344.03
7820412	SCSC-Georgia Connections Academy		\$0.00	\$0.00	\$0.00	\$0.00
7820120	SCSC-Georgia Cyber Academy		\$0.00	\$0.00	\$0.00	\$0.00
7820612	SCSC-Ivy Prep Academy at Kirkwood for Girls School		\$0.00	\$0.00	\$0.00	\$0.00
7820512	SCSC-Ivy Prep Young Men's Leadership Academy		\$0.00	\$0.00	\$0.00	\$0.00
7830110	SCSC-Ivy Preparatory Academy School		\$0.00	\$0.00	\$0.00	\$0.00
7820108	SCSC-Mountain Education Center	Tech, 1, 2, 3	\$158,501.07	\$150,333.95	\$6,929.18	\$1,237.94
7820110	SCSC-Odyssey School		\$0.00	\$0.00	\$0.00	\$0.00
7830210	SCSC-Pataula Charter Academy		\$0.00	\$0.00	\$0.00	\$0.00
7820119	SCSC-Provost Academy Georgia		\$0.00	\$0.00	\$0.00	\$0.00

Key for Rounds Awarded Column	
Tech - 2014 GaDOE Technology Grant	3 - Round 3 GOSA Grant
1 - Round 1 GOSA Grant GaDOE Grants	4 - Round 4 GOSA Grant
2 - Round 2 GOSA Grant	

Connections for Classrooms Annual Report

LEA_ID	LEA Name	Rounds Awarded	Total Initial Award	Total Reimbursed	Total Rescinded	Total Remaining
7820121	SCSC-Utopian Academy for the Arts Charter School		\$0.00	\$0.00	\$0.00	\$0.00
725	Seminole County		\$0.00	\$0.00	\$0.00	\$0.00
786	Social Circle City	Tech	\$19,000.00	\$18,972.00	\$0.00	\$28.00
726	Spalding County	Tech, 1, 2	\$398,149.40	\$323,061.15	\$0.00	\$75,088.25
7991893	State Schools-Atlanta Area School for the Deaf	3	\$3,915.00	\$0.00	\$2,710.81	\$1,204.19
7991894	State Schools-Georgia Academy for the Blind		\$0.00	\$0.00	\$0.00	\$0.00
7991895	State Schools-Georgia School for the Deaf	1	\$30,958.41	\$25,280.88	\$0.00	\$5,677.53
727	Stephens County	Tech, 1, 2, 3	\$356,082.29	\$261,690.04	\$0.00	\$94,392.25
728	Stewart County	Tech	\$19,000.00	\$0.00	\$19,000.00	\$0.00
729	Sumter County	Tech, 1, 2, 4	\$789,833.19	\$343,483.33	\$84,112.50	\$362,237.36
730	Talbot County	Tech	\$19,000.00	\$15,784.00	\$0.00	\$3,216.00
731	Taliaferro County	2	\$4,005.00	\$0.00	\$0.00	\$4,005.00
732	Tattnall County	Tech, 1, 3, 4	\$971,295.08	\$950,761.87	\$15,975.97	\$4,557.24
733	Taylor County	Tech, 2, 4	\$153,079.06	\$138,517.03	\$0.00	\$14,562.03
734	Telfair County	Tech, 3, 4	\$102,180.25	\$100,576.65	\$0.00	\$1,603.60
735	Terrell County	Tech, 1, 2, 4	\$186,259.67	\$59,815.91	\$120,629.78	\$5,813.98
736	Thomas County	Tech, 1, 3	\$401,960.48	\$401,520.17	\$0.00	\$440.31
745	Thomaston-Upson County	Tech, 4	\$322,116.27	\$322,098.86	\$0.00	\$17.41
789	Thomasville City	Tech, 3	\$81,820.00	\$19,000.00	\$52,197.43	\$10,622.57
737	Tift County	Tech, 1, 2	\$427,130.00	\$413,982.04	\$0.00	\$13,147.96
738	Toombs County	2	\$12,268.12	\$12,268.12	\$0.00	\$0.00
739	Towns County	Tech	\$19,000.00	\$19,000.00	\$0.00	\$0.00
740	Treutlen County	Tech, 4	\$101,818.00	\$101,790.00	\$0.00	\$28.00

Key for Rounds Awarded Column	
Tech - 2014 GaDOE Technology Grant	3 - Round 3 GOSA Grant
1 - Round 1 GOSA Grant GaDOE Grants	4 - Round 4 GOSA Grant
2 - Round 2 GOSA Grant	

Connections for Classrooms Annual Report

LEA_ID	LEA Name	Rounds Awarded	Total Initial Award	Total Reimbursed	Total Rescinded	Total Remaining
791	Trion City	Tech, 1, 2	\$102,647.14	\$82,755.37	\$0.01	\$19,891.76
741	Troup County	Tech	\$82,000.00	\$60,000.00	\$0.00	\$22,000.00
742	Turner County		\$0.00	\$0.00	\$0.00	\$0.00
743	Twiggs County	3	\$20,932.50	\$0.00	\$15,185.49	\$5,747.01
744	Union County	Tech, 1, 2	\$115,836.96	\$78,929.00	\$34,107.96	\$2,800.00
792	Valdosta City	Tech, 1, 2, 3	\$218,789.80	\$186,426.94	\$32,361.96	\$0.90
793	Vidalia City	Tech, 1, 2	\$179,659.00	\$105,599.00	\$72,300.00	\$1,760.00
746	Walker County	2	\$264,030.00	\$155,986.70	\$14,764.67	\$93,278.63
747	Walton County	2	\$60,189.00	\$60,189.00	\$0.00	\$0.00
748	Ware County	Tech, 1, 2	\$815,317.16	\$557,590.69	\$0.00	\$257,726.47
749	Warren County	Tech, 1, 2, 4	\$104,577.15	\$70,644.00	\$24,207.78	\$9,725.37
750	Washington County	Tech, 1, 2, 4	\$346,085.42	\$134,186.76	\$166,783.90	\$45,114.76
751	Wayne County	Tech, 1, 2, 3, 4	\$338,424.10	\$145,169.00	\$193,143.40	\$111.70
752	Webster County	1, 2	\$25,932.79	\$16,910.29	\$9,022.50	\$0.00
753	Wheeler County	Tech, 2, 4	\$69,003.30	\$66,979.35	\$2,023.95	\$0.00
754	White County	Tech, 1, 2, 3	\$144,975.54	\$29,625.54	\$99,399.46	\$15,950.54
755	Whitfield County	Tech, 2	\$475,150.00	\$341,318.68	\$6,562.20	\$127,269.12
756	Wilcox County	Tech, 1, 2, 3	\$55,196.65	\$32,633.72	\$22,532.93	\$30.00
757	Wilkes County	Tech, 1, 2	\$321,736.00	\$291,549.20	\$1,256.55	\$28,930.25
758	Wilkinson County		\$0.00	\$0.00	\$0.00	\$0.00
759	Worth County	Tech, 1, 2, 3	\$225,621.81	\$164,762.35	\$8,644.29	\$52,215.17

Key for Rounds Awarded Column	
Tech - 2014 GaDOE Technology Grant	3 - Round 3 GOSA Grant
1 - Round 1 GOSA Grant GaDOE Grants	4 - Round 4 GOSA Grant
2 - Round 2 GOSA Grant	

## Appendix B: Round 5 Award List

Applicants scoring 50 or higher received full funding. All others will be provided opportunity to revise and resubmit for review and funding.

Round 5 District Grant Awards			
District ID	District Name	Priority	Amount Awarded
		<b>Priority 1-E-Rate Local Match Funding for Network Infrastructure</b> <b>Priority 2-Network Infrastructure</b> <b>Priority 3-Digital Devices (Computers/Tablets)</b>	Maximum allowable is E-Rate match amount (Priority 1) OR \$50 per student (Priority 2/3)
602	Atkinson County	Priority 3	\$ 80,100.00
605	Baldwin County	Priority 3	\$ 246,700.00
609	Ben Hill County	Priority 3	\$ 150,300.00
610	Berrien County	Priority 3	\$ 151,000.00
612	Bleckley County	Priority 3	\$ 119,450.00
613	Brantley County	Priority 1	\$ 14,165.53
614	Brooks County	Priority 2	\$ 101,500.00
616	Bulloch County	Priority 1	\$ 356,200.00
617	Burke County	Priority 3	\$ 196,600.00
624	Charlton County	Priority 3	\$ 81,300.00
632	Clinch County	Priority 3	\$ 37,250.00
634	Coffee County	Priority 3	\$ 84,800.00
635	Colquitt County	Priority 1	\$ 36,045.00
637	Cook County	Priority 3	\$ 151,915.50
639	Crawford County	Priority 3	\$ 81,050.00
643	Decatur County	Priority 3	\$ 244,950.00
645	Dodge County	Priority 3	\$ 151,450.00
653	Emanuel County	Priority 3	\$ 204,100.00
654	Evans County	Priority 3	\$ 89,500.00
655	Fannin County	Priority 3	\$ 146,550.00
657	Floyd County	Priority 3	\$ 466,650.00
661	Gilmer County	Priority 2	\$ 198,980.50
662	Glascok County	Priority 3	\$ 25,350.00
665	Grady County	Priority 3	\$ 221,500.00
668	Habersham County	Priority 3	\$ 333,600.00
680	Jeff Davis County	Priority 3	\$ 147,450.00
681	Jefferson County	Priority 1	\$ 57,251.80
682	Jenkins County	Priority 2	\$ 54,000.00
687	Laurens County	Priority 3	\$ 307,900.00
691	Long County	Priority 1	\$ 47,314.61

Round 5 District Grant Awards			
District ID	District Name	Priority	Amount Awarded
		<b>Priority 1-E-Rate Local Match Funding for Network Infrastructure</b> <b>Priority 2-Network Infrastructure</b> <b>Priority 3-Digital Devices (Computers/Tablets)</b>	Maximum allowable is E-Rate match amount (Priority 1) OR \$50 per student (Priority 2/3)
692	Lowndes County	Priority 1	\$ 108,714.00
693	Lumpkin County	Priority 3	\$ 191,200.00
695	Madison County	Priority 2	\$ 214,514.66
697	McDuffie County	Priority 2	\$ 191,400.00
703	Montgomery County	Priority 3	\$ 43,350.00
709	Oglethorpe County	Priority 1	\$ 12,707.00
711	Peach County	Priority 3	\$ 178,300.00
716	Pulaski County	Priority 3	\$ 62,150.00
717	Putnam County	Priority 2	\$ 140,900.00
724	Screven County	Priority 3	\$ 111,800.00
728	Stewart County	Priority 3	\$ 22,300.00
729	Sumter County	Priority 3	\$ 203,300.00
734	Telfair County	Priority 3	\$ 81,250.00
735	Terrell County	Priority 3	\$ 64,300.00
736	Thomas County	Priority 3	\$ 83,490.00
738	Toombs County	Priority 3	\$ 138,950.00
740	Treutlen County	Priority 2	\$ 34,952.00
744	Union County	Priority 1	\$ 9,681.00
749	Warren County	Priority 3	\$ 25,312.00
751	Wayne County	Priority 3	\$ 255,750.00
756	Wilcox County	Priority 2	\$ 55,409.81
Total	Total		\$ 6,814,653.41

### Round 5 School Grant Awards

District/ School ID	District Name	School Name	Priority	Amount Awarded
			<b>Priority 1</b> -E-Rate Local Match Funding for Network Infrastructure <b>Priority 2</b> -Network Infrastructure <b>Priority 3</b> -Digital Devices (Computers/Tablets)	Maximum allowable is E-Rate match amount (Priority 1) OR \$50 per student (Priority 2/3)
7610515	Atlanta Public Schools	Charles R. Drew Charter School Jr/Sr Academy	Priority 1	\$ 26,900.00
7610201	Atlanta Public Schools	Charles R. Drew Charter School Elementary	Priority 1	\$ 19,000.00
7610212	Atlanta/Fulton County	KIPP Metro Atlanta Schools	Priority 2	\$ 182,600.00
6440315	DeKalb County	Tapestry Public Charter School	Priority 1	\$ 10,279.80
6480407	Douglas County	Brighten Academy	Priority 3	\$ 38,950.00
6600215	Fulton County	Chattahoochee Hills Charter School	Priority 3	\$ 23,400.00
6660109	Greene County	Lake Oconee Academy	Priority 2	\$ 885.00
7830618	State Charter School	School for Arts Infused Learning (SAIL)	Priority 3	\$ 21,500.00
7830613	State Charter School	Brookhaven Innovation Academy	Priority 3	\$ 23,891.12
Total	Total	Total		\$ 347,405.92



