

# DIGITAL BACKPACK

ACTIVITIES FOR  
YOUNG LEARNERS





## Learn at Home with PBS KIDS

Dear Teachers, Parents, and Caregivers,

As Georgia communities create plans to keep kids safe and healthy, some classes might be in person, some classes might be online, and some classes might just be... uncertain. Georgia Public Broadcasting (GPB) and PBS KIDS are here to help no matter what learning situation teachers and families are facing this year. We're committed to supporting you with learning activities that will help Georgia children thrive this year — in school or at home.

The resources inside this digital backpack include:

- GPB-TV instructional broadcast schedule with aligned online activities
- Discussion questions to use with PBS KIDS programs
- Conversation starters for watching PBS KIDS programs
- Printable packets:
  - Nature Bingo
  - Weather Bingo
  - My Family and Me Bingo
  - Caring for Each Other Bingo

### DIGITAL AND PRINTABLE RESOURCES:

- [PBS LearningMedia](#): Educators and families can find at-home learning resources connected to current broadcast programming, professional learning support, lesson planning kits and more in the [PreK-12 Resources for New School Routines collection](#), which will continue to be updated in the coming weeks. [Resources in Spanish](#) are also available.
- [gpbkids.org](#) & [PBS KIDS Video App](#): Full episodes, clips, games and more educational tools for kids 2-8.
- [PBS KIDS for Parents](#): Parents can find tips, resources, printables, an Activity Finder and more tools for learning at home with young children, including a special virtual event: [Prepping for a Very Different School Year](#).
- For more learning resources that adhere to Georgia standards, visit [Georgia Home Classroom](#).

To get free resources and activities sent directly to your phone, sign up for Bright by Text by texting "GPB" to 27448.

Feel free to reach out to us with questions. E-mail us at [education@gpb.org](mailto:education@gpb.org).

Your partner in learning,



[gpb.org/education](http://gpb.org/education)  
@GPBEducation



# GPB-TV INSTRUCTIONAL BROADCAST SCHEDULE FOR PRE-K-3<sup>RD</sup> GRADE

For learning activities that go along with GPB-TV programs, click on the show title.

*This is a sample schedule. Some changes to the lineup are possible. Check local listings.  
For even more kids programming, check out our GPB PBS KIDS 24/7 channel or watch live at [gpbkids.org](http://gpbkids.org).*

TIME	MONDAY	TUESDAY	WEDNESDAY	THURSDAY	FRIDAY
6:00 a.m.	<a href="#"><u>Mister Roger's Neighborhood</u></a> <i>Social Emotional</i>	<a href="#"><u>Mister Roger's Neighborhood</u></a> <i>Social Emotional</i>	<a href="#"><u>Mister Roger's Neighborhood</u></a> <i>Social Emotional</i>	<a href="#"><u>Mister Roger's Neighborhood</u></a> <i>Social Emotional</i>	<a href="#"><u>Mister Roger's Neighborhood</u></a> <i>Social Emotional</i>
6:30 a.m.	<a href="#"><u>Arthur</u></a> <i>Social Emotional/Social Studies</i>	<a href="#"><u>Arthur</u></a> <i>Social Emotional/Social Studies</i>	<a href="#"><u>Arthur</u></a> <i>Social Emotional/Social Studies</i>	<a href="#"><u>Arthur</u></a> <i>Social Emotional/Social Studies</i>	<a href="#"><u>Arthur</u></a> <i>Social Emotional/Social Studies</i>
7:00 a.m.	<a href="#"><u>Curious George</u></a> <i>Science/Math</i>	<a href="#"><u>Curious George</u></a> <i>Science/Math</i>	<a href="#"><u>Curious George</u></a> <i>Science/Math</i>	<a href="#"><u>Curious George</u></a> <i>Science/Math</i>	<a href="#"><u>Curious George</u></a> <i>Science/Math</i>
7:30 a.m.	<a href="#"><u>Wild Kratts</u></a> <i>Science/Math</i>	<a href="#"><u>Wild Kratts</u></a> <i>Science/Math</i>	<a href="#"><u>Wild Kratts</u></a> <i>Science/Math</i>	<a href="#"><u>Wild Kratts</u></a> <i>Science/Math</i>	<a href="#"><u>Wild Kratts</u></a> <i>Science/Math</i>
8:00 a.m.	<a href="#"><u>Hero Elementary</u></a> <i>Science</i>	<a href="#"><u>Hero Elementary</u></a> <i>Science</i>	<a href="#"><u>Hero Elementary</u></a> <i>Science</i>	<a href="#"><u>Hero Elementary</u></a> <i>Science</i>	<a href="#"><u>Hero Elementary</u></a> <i>Science</i>
8:30 a.m.	<a href="#"><u>Molly of Denali</u></a> <i>Literacy</i>	<a href="#"><u>Molly of Denali</u></a> <i>Literacy</i>	<a href="#"><u>Molly of Denali</u></a> <i>Literacy</i>	<a href="#"><u>Molly of Denali</u></a> <i>Literacy</i>	<a href="#"><u>Molly of Denali</u></a> <i>Literacy</i>
9:00 a.m.	<a href="#"><u>Xavier Riddle</u></a> <i>Social Studies</i>	<a href="#"><u>Xavier Riddle</u></a> <i>Social Studies</i>	<a href="#"><u>Xavier Riddle</u></a> <i>Social Studies</i>	<a href="#"><u>Xavier Riddle</u></a> <i>Social Studies</i>	<a href="#"><u>Xavier Riddle</u></a> <i>Social Studies</i>
9:30 a.m.	<a href="#"><u>Let's Go Luna</u></a> <i>Social Studies</i>	<a href="#"><u>Let's Go Luna</u></a> <i>Social Studies</i>	<a href="#"><u>Let's Go Luna</u></a> <i>Social Studies</i>	<a href="#"><u>Let's Go Luna</u></a> <i>Social Studies</i>	<a href="#"><u>Let's Go Luna</u></a> <i>Social Studies</i>
10:00 a.m.	<a href="#"><u>Daniel Tiger</u></a> <i>Social Emotional</i>	<a href="#"><u>Daniel Tiger</u></a> <i>Social Emotional</i>	<a href="#"><u>Daniel Tiger</u></a> <i>Social Emotional</i>	<a href="#"><u>Daniel Tiger</u></a> <i>Social Emotional</i>	<a href="#"><u>Daniel Tiger</u></a> <i>Social Emotional</i>
10:30 a.m.	<a href="#"><u>Daniel Tiger</u></a> <i>Social Emotional</i>	<a href="#"><u>Daniel Tiger</u></a> <i>Social Emotional</i>	<a href="#"><u>Daniel Tiger</u></a> <i>Social Emotional</i>	<a href="#"><u>Daniel Tiger</u></a> <i>Social Emotional</i>	<a href="#"><u>Daniel Tiger</u></a> <i>Social Emotional</i>
11:00 a.m.	<a href="#"><u>Sesame Street</u></a> <i>Social Emotional</i>	<a href="#"><u>Sesame Street</u></a> <i>Social Emotional</i>	<a href="#"><u>Sesame Street</u></a> <i>Social Emotional</i>	<a href="#"><u>Sesame Street</u></a> <i>Social Emotional</i>	<a href="#"><u>Sesame Street</u></a> <i>Social Emotional</i>
11:30 a.m.	<a href="#"><u>Pinkalicious &amp; Peterrific</u></a> <i>The Arts</i>	<a href="#"><u>Pinkalicious &amp; Peterrific</u></a> <i>The Arts</i>	<a href="#"><u>Pinkalicious &amp; Peterrific</u></a> <i>The Arts</i>	<a href="#"><u>Pinkalicious &amp; Peterrific</u></a> <i>The Arts</i>	<a href="#"><u>Pinkalicious &amp; Peterrific</u></a> <i>The Arts</i>
1:00 p.m.	<a href="#"><u>Sesame Street</u></a> <i>Social Emotional</i>	<a href="#"><u>Sesame Street</u></a> <i>Social Emotional</i>	<a href="#"><u>Sesame Street</u></a> <i>Social Emotional</i>	<a href="#"><u>Sesame Street</u></a> <i>Social Emotional</i>	<a href="#"><u>Sesame Street</u></a> <i>Social Emotional</i>
1:30 p.m.	<a href="#"><u>Elinor Wonders Why</u></a> <i>Science</i>	<a href="#"><u>Elinor Wonders Why</u></a> <i>Science</i>	<a href="#"><u>Elinor Wonders Why</u></a> <i>Science</i>	<a href="#"><u>Elinor Wonders Why</u></a> <i>Science</i>	<a href="#"><u>Elinor Wonders Why</u></a> <i>Science</i>
2:00 p.m.	<a href="#"><u>Hero Elementary</u></a> <i>Science</i>	<a href="#"><u>Hero Elementary</u></a> <i>Science</i>	<a href="#"><u>Hero Elementary</u></a> <i>Science</i>	<a href="#"><u>Hero Elementary</u></a> <i>Science</i>	<a href="#"><u>Hero Elementary</u></a> <i>Science</i>
2:30 p.m.	<a href="#"><u>Let's Go Luna</u></a> <i>Social Studies</i>	<a href="#"><u>Let's Go Luna</u></a> <i>Social Studies</i>	<a href="#"><u>Let's Go Luna</u></a> <i>Social Studies</i>	<a href="#"><u>Let's Go Luna</u></a> <i>Social Studies</i>	<a href="#"><u>Let's Go Luna</u></a> <i>Social Studies</i>
3:00 p.m.	<a href="#"><u>Nature Cat</u></a> <i>Science</i>	<a href="#"><u>Nature Cat</u></a> <i>Science</i>	<a href="#"><u>Nature Cat</u></a> <i>Science</i>	<a href="#"><u>Nature Cat</u></a> <i>Science</i>	<a href="#"><u>Nature Cat</u></a> <i>Science</i>
3:30 p.m.	<a href="#"><u>Wild Kratts</u></a> <i>Science/Math</i>	<a href="#"><u>Wild Kratts</u></a> <i>Science/Math</i>	<a href="#"><u>Wild Kratts</u></a> <i>Science/Math</i>	<a href="#"><u>Wild Kratts</u></a> <i>Science/Math</i>	<a href="#"><u>Wild Kratts</u></a> <i>Science/Math</i>
4:00 p.m.	<a href="#"><u>Molly of Denali</u></a> <i>Literacy</i>	<a href="#"><u>Molly of Denali</u></a> <i>Literacy</i>	<a href="#"><u>Molly of Denali</u></a> <i>Literacy</i>	<a href="#"><u>Molly of Denali</u></a> <i>Literacy</i>	<a href="#"><u>Molly of Denali</u></a> <i>Literacy</i>
4:30 p.m.	<a href="#"><u>Xavier Riddle</u></a> <i>Social Studies</i>	<a href="#"><u>Xavier Riddle</u></a> <i>Social Studies</i>	<a href="#"><u>Xavier Riddle</u></a> <i>Social Studies</i>	<a href="#"><u>Xavier Riddle</u></a> <i>Social Studies</i>	<a href="#"><u>Xavier Riddle</u></a> <i>Social Studies</i>
5:00 p.m.	<a href="#"><u>Odd Squad</u></a> <i>Math</i>	<a href="#"><u>Odd Squad</u></a> <i>Math</i>	<a href="#"><u>Odd Squad</u></a> <i>Math</i>	<a href="#"><u>Odd Squad</u></a> <i>Math</i>	<a href="#"><u>Odd Squad</u></a> <i>Math</i>



When reliable internet access may be an issue, PBS KIDS programming is a great option. All PBS KIDS series and apps are aligned to curriculum areas and specific **learning goals**. For more learning activities go to [gpb.org/learn](http://gpb.org/learn).



## Discussion Questions

Cut up the cards and shuffle. After you've watched a GPB-TV program, choose 2-3 questions to discuss or write about.



<b>Did you like the program? Why or why not?</b>	<b>What is one thing you would like to learn more about?</b>
<b>What are three facts you learned from the program?</b>	<b>What are the important ideas from this program?</b>
<b>How does this program connect to your life?</b>	<b>How does this program connect to something you have read?</b>
<b>Was there anything you did not understand?</b>	<b>How does this program connect to your community?</b>

For more resources and activity ideas, go to [gpb.org/learn](https://gpb.org/learn).

## Discussion Questions

Cut up the cards and shuffle. After you've watched a GPB-TV Learn At Home program, choose 2-3 questions to discuss or write about.



**What was the tone or mood of the program?**

**What were you thinking at the end of the program?**

**Are you inspired by this program? How?**

**What surprised you about this program?**

**Why was this program important?**

**Would you recommend this program to someone else? Why or why not?**

**What did you like most about this program? Why?**

**What did you like least about this program? Why?**

For more resources and activity ideas, go to [gpb.org/learn](https://www.gpb.org/learn).

# PBS KIDS Shows Conversation Guide

Chat with your kids about their favorite PBS KIDS shows! Cut out these cards for some quick conversation starters.



- What problem did Arthur (or his friends) try to solve?
- Tell me the story of what happened today. How would you feel if you were in that situation?
- Who was your favorite character on Arthur today? Why?



- What were Nick and Sally playing together?
- Where did Nick, Sally, and the Cat in the Hat go? What did they do there? Who did they meet?
- How did Thing 1 and Thing 2 help Nick and Sally and The Cat?



Social and  
Emotional Learning



for  
parents



Science



for  
parents

# Clifford

## The BIG RED DOG

- What kind of book did Clifford and Emily Elizabeth read?
- How was Clifford a helper?



- George is very curious. What are you curious about?
- George loves counting. Can you count some things around your house?
- George is a good helper. How did George help someone?



- Where did the gang go in Cyberspace today? Who did they meet?
- How did Matt, Jackie, and Inez use math to solve their problem with the Hacker?



- What did Daniel do today? How did he feel? Can you tell me about a time when you felt that way?
- What song did Daniel sing? What did Daniel sing about?
- What did Daniel make-believe? What do you like to make believe?
- How is your family like Daniel's family? How is it different?
- Let's make a song that our family can sing together.





- What kind of dinosaurs did Buddy and his friends visit with?
- If you were a dinosaur, what kind would you be?
- What's your favorite dinosaur and why?



- What city did Luna and her friends visit? Can you tell me some things you learned about that city?
- What is something new that Andy, Carmen and Leo tried when they visited that city?
- If you could go anywhere in the world with Luna, where would you go?



Science



parents




Social Studies



parents



- What "Martha" word can you now use instead of a "regular" word?
- What doggie things did Martha and Skits do that people just don't do?



- What was Molly's question today? How did she try to find an answer?
- Molly lives in Alaska. What are some special things that Molly can do where she lives?
- Molly has special traditions in her family. What traditions does our family share?



Literacy



parents



Literacy



parents



- What nature adventure did Nature Cat and his friends have today?
- What place did Nature Cat explore outside? What did it look like?
- What creatures did Nature Cat find?



Science



parents



- What was the odd problem the agents were trying to solve today? What did the Odd Squad agents do to solve the problem?
- Do you know what math idea the agents used today? How did it help them solve their odd problem? Can you use paper and pencil to show me the math idea you learned?
- What would your name be if you were an Odd Squad agent? What would mine be? (Hint: all agent names start with the letter O!)



Math



parents

peg+cat

- What was Peg's really big problem?
- How did Peg solve her really big problem?
- How does Peg calm down when she has a really big problem?



Math



parents



- What ideas did Pinkalicious have?
- What kinds of things did Pinkalicious try?
- Can you make your own music, dance or story?
- Pinkalicious loves pink. What is your favorite color?



The Arts



parents



- What did Jet and his friends explore today?
- Did they stay on Earth or go to space?
- If you could travel to space with Jet, what would you do?
- What do you see when you look at the night sky?



Science



parents



- What did Splash and Bubbles explore in the ocean today?
- Did they meet anyone new? What kind of animal was it?



Science



parents




- What were Elmo and his friends playing?
- What was the letter of the day? What word can you make with that letter sound?
- What did Cookie Monster make in the Foodie Truck? What foods do you like to eat?



Social and  
Emotional Learning



parents



- What were today's super letters? Can you draw those letters for me?
- What story did they fix today? What happened to the storybook characters?



Literacy



parents



- What animal did Chris and Martin meet today? Can you tell me some of that animal's creature powers? How does it move? Can you show me how that animal moves?
- What invention did Aviva work on today?
- If you had a creature power, what would you have?
- Let's play "Guess that Creature." Act like a creature and I'll see if I can guess what it is.



Science



for  
parents



- What were today's words? Can you tell me what they mean?
- Which villain did Word Girl have to defeat today? How did she and Captain Huggy face outsmart the villain this time?



Literacy



for  
parents



- What words did the friends build today?
- How did their words help them solve the problem today?



Literacy



for  
parents



- What did Xavier see in the Secret Museum?
- Why did Xavier and his friends go to the Secret Museum?
- Who did Xavier and his friends meet? What made that person special? What did they do?
- Do you know a hero? Why are they a hero?



Social and  
Emotional Learning



for  
parents



# Learn at Home with PBS KIDS

## Hello, Families!

Welcome to "Learn Along" Bingo! We're happy to share PBS KIDS activities with you and to work with GPB and community partners across the country to help support learning at home. With "Learn Along" Bingo, children can view, explore, and play as they learn alongside their PBS KIDS friends on the PBS KIDS 24/7 channel. We hope your family will use it to inspire learning each and every day. In this packet, there are printable activities and everyday learning ideas for you and your child to choose from. As you complete each square, mark it off to celebrate the learning.

There are (4) "Learn Along" BINGO cards to complete:

- 1. NATURE BINGO - We're learning how to observe and learn about nature with our eyes, ears, nose, mouth, and skin. Making observations is an important skill that helps scientists learn about our world.**
- 2. WEATHER BINGO -**
- 3. MY FAMILY AND ME BINGO - We're learning how to respect ourselves and be proud of all the things we can do. Building self-esteem is an important skill that helps us feel confident and ready to learn.**
- 4. CARING FOR EACH OTHER BINGO - We're learning how to be a good citizen and give back to people in our community. Being a good citizen means taking care of ourselves and others.**

Ready for more? Watch your favorite PBS KIDS shows on GPB-TV, GPB's PBS KIDS 24/7 channel and live stream at [pbskids.org/video/livetv](https://pbskids.org/video/livetv) or [gpbkids.org](https://gpbkids.org).

**Happy learning!**  
**PBS KIDS and GPB Education**



**Find free activities, articles and tips to support at-home learning on [pbskidsforparents.org](https://pbskidsforparents.org)**




PBS KIDS and the PBS KIDS Logo are registered trademarks of Public Broadcasting Service. Used with permission.



**Learn at Home with PBS KIDS**

# Nature

# BINGO







# Nature BINGO



**Scavenger Hunt**



**I hear with my little ear  
5 sounds. What are they?**




**My Favorite Animal**



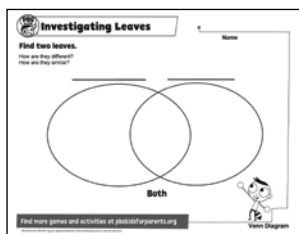
**Recite the fingerplay,  
Five Little Monkeys.**




**Let's Observe Place Mat**




**Make a fort and snuggle up  
with your favorite books.**



**Investigating Leaves**



**Collect 20 leaves. Sort them  
by color, size, or shape.**



**Nature Treasure Hunt**

**PreK-K**

**Find more games and activities at [pbs.org/parents/learn-at-home](https://pbs.org/parents/learn-at-home)**

PBS KIDS and the PBS KIDS Logo are registered trademarks of Public Broadcasting Service. Used with permission.




# Nature Scavenger Hunt

Name \_\_\_\_\_



**DANIEL TIGER'S  
NEIGHBORHOOD**

There's so much to explore when you're outside! You and your family can enjoy going on a nature walk and talking about the things you see. Look at the pictures below. **How many of these things can you find?**



Bugs



Trees



Flowers




Pinecones




Birds



Squirrels



Leaves



Sun or Clouds

Draw something  
special you found.

For more ideas and tips visit


**[pbskidsforparents.org](http://pbskidsforparents.org)**



# My Favorite Animal

Name \_\_\_\_\_

Share through words or illustration your favorite animal.  
Why is it your favorite? Tell someone.



Find more games and activities at [pbskidsforparents.org](https://pbskidsforparents.org)

My Favorite Animal


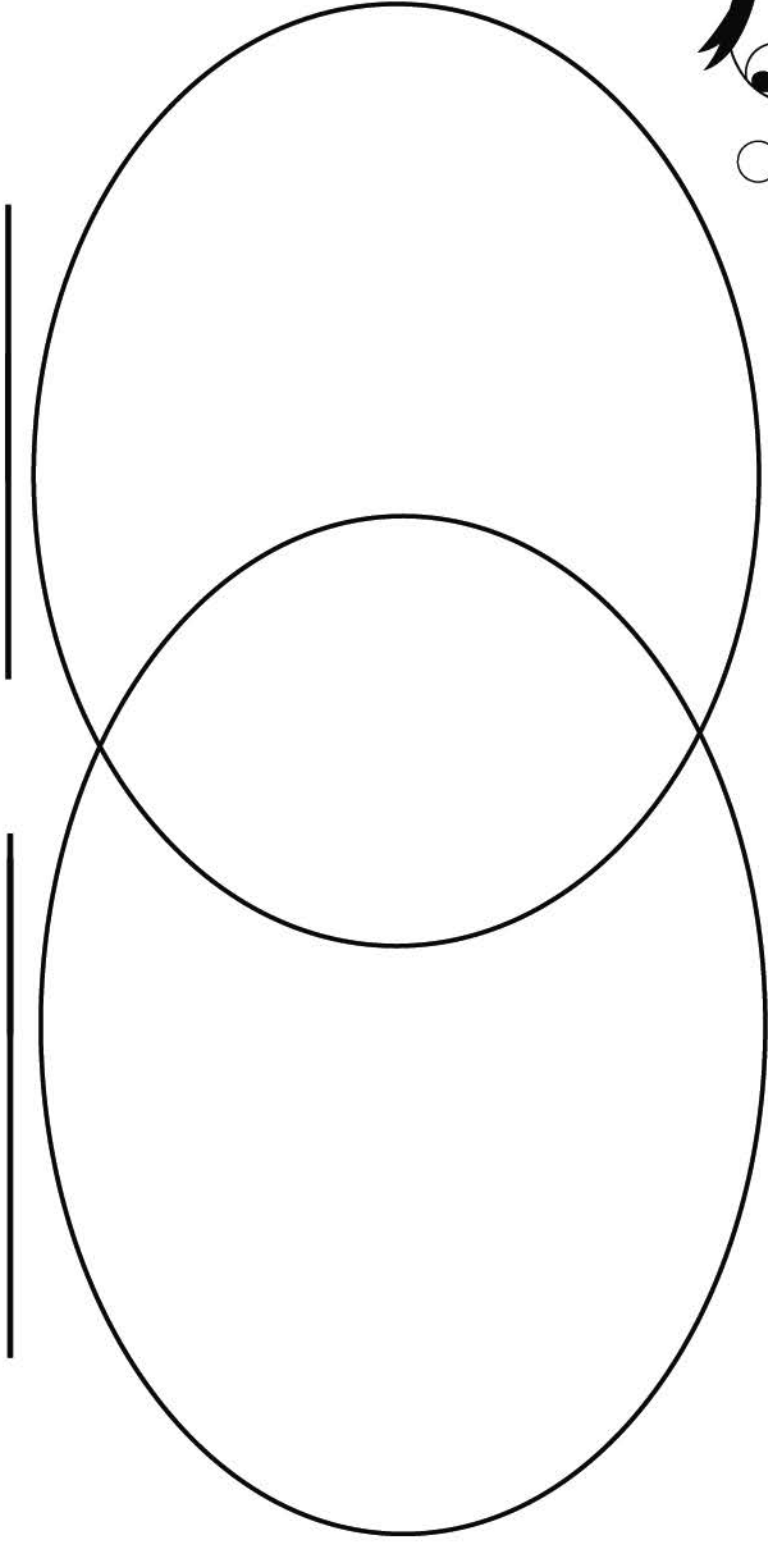


# Investigating Leaves

## Find two leaves.

How are they different?  
How are they similar?

Name \_\_\_\_\_



Venn Diagram

Find more games and activities at [pbskidsforparents.org](http://pbskidsforparents.org)

PBS KIDS and the PBS KIDS Logo are registered trademarks of Public Broadcasting Service. Used with permission.





Name \_\_\_\_\_

# Nature Treasure Hunt



Find 2 different kinds of plants. Draw a picture of each one below. Pay attention to the shapes of leaves and colors of any flowers. How are they alike? How are they different?

## Plants I Found



Find 2 different kinds of animals. Draw a picture of each one below. Show as many details as you can. How are they alike? How are they different?

## Animals I Found



**Tell someone else about something NEW you learned about a plant or an animal you observed.**

Find more games and activities at **[pbskidsforparents.org](http://pbskidsforparents.org)**

# Scientist:

\_\_\_\_\_, what do you observe?

(name)

Use this place mat for meal time conversations. Make it a game! Use words to describe something you observe. Can others guess what it is? (For example, "I taste something sweet and juicy with my mouth. What is it?" An apple! "I hear something quiet and low with my ears. What is it?" The fan!)

What can you **hear** with your ears?



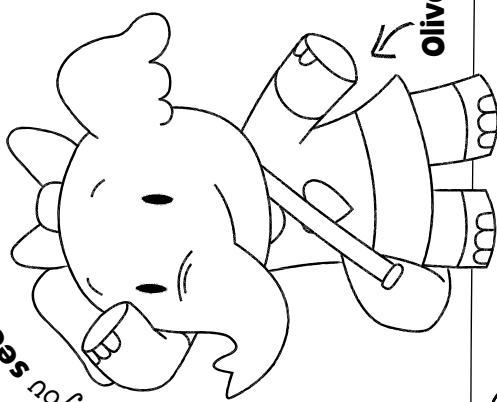
Elinor

What can you **feel** with your skin?



Ari

What can you **see** with your eyes?



Olive

**Draw yourself here.**

What can you **taste** with your mouth?

What can you **smell** with your nose?



Ms. Mole

**Observe** means to use your ears, mouth, skin, eyes, and nose to learn about the world.



Visit [pbskids.org/elinor](http://pbskids.org/elinor)



Funded by





The contents of this document were developed under a cooperative agreement (PR/Award No. U295A150003, CFDA No. 84.295A) from the U.S. Department of Education. However, these contents do not necessarily represent the policy of the Department of Education, and you should not assume endorsement by the Federal Government. • ELINOR WONDERS WHY © 2020 SHO E Ink, LLC. All rights reserved. • PBS KIDS and the PBS KIDS Logo are registered trademarks of Public Broadcasting Service. Used with permission.



**Learn at Home with PBS KIDS**

# Weather BINGO







# Weather BINGO



**The Weather in My Neighborhood**



**Play *The Meteorologist Says*.**  
(Clap your hands to make thunder, pretend to puddle jump, and pretend it is cold.)



**My Weather Card Games**




**Recite the fingerplay,**  
***The Itsy Bitsy Spider*.**



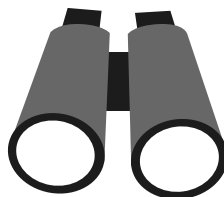
**Sunny and Stormy Weather**



**Look outside and draw today's weather. Share your "weather report" with a grown up.**



**Cloud Art**



**Go on a weather walk as a family. What do you notice?**



**Dressing for The Weather**

**PreK-K**

**Find more games and activities at [pbs.org/parents/learn-at-home](https://pbs.org/parents/learn-at-home)**

PBS KIDS and the PBS KIDS Logo are registered trademarks of Public Broadcasting Service. Used with permission.



# The Weather in My Neighborhood


Name \_\_\_\_\_

**What is the weather like outside?  
Is it sunny, rainy, cloudy or windy?**

Meteorologists study the weather. This week, help chart the weather conditions. Each day, look out your window and draw a picture of the weather outside.

Monday	Tuesday	Wednesday	
Thursday	Friday	Saturday	Sunday

**KEY:**



**Sunny**




**Rainy**



**Cloudy**



**Windy**



**Count how many days of each type of weather there were.**

Find more games and activities at **[pbskidsforparents.org](http://pbskidsforparents.org)**

PBS KIDS and the PBS KIDS Logo are registered trademarks of Public Broadcasting Service. Used with permission.



\_\_\_\_\_  
Name

# My Weather Card Games

**Color the weather icons.**


**Ask for help to cut along the dotted lines.**

## Activity Idea #1:

Place the cards face down. Turn one card over and name the type of weather. Choose a second card, trying to find a matching pair. If you find a pair, put the pair in a pile to the side. If they do not match, turn them both over in the same spot and try again.

## Activity Idea #2:

Invite someone to play along. Place the cards face down. Choose one card and name the type of weather. Take turns and talk about what you might wear, what you would notice about the outdoors, and what you might hear.




Find more games and activities at **[pbskidsforparents.org](https://pbskidsforparents.org)**



# Cloud Art

Name \_\_\_\_\_

**Look at the sky. Are there clouds out? What do they look like? Draw what you see.**



Find more games and activities at [pbskidsforparents.org](https://pbskidsforparents.org) and

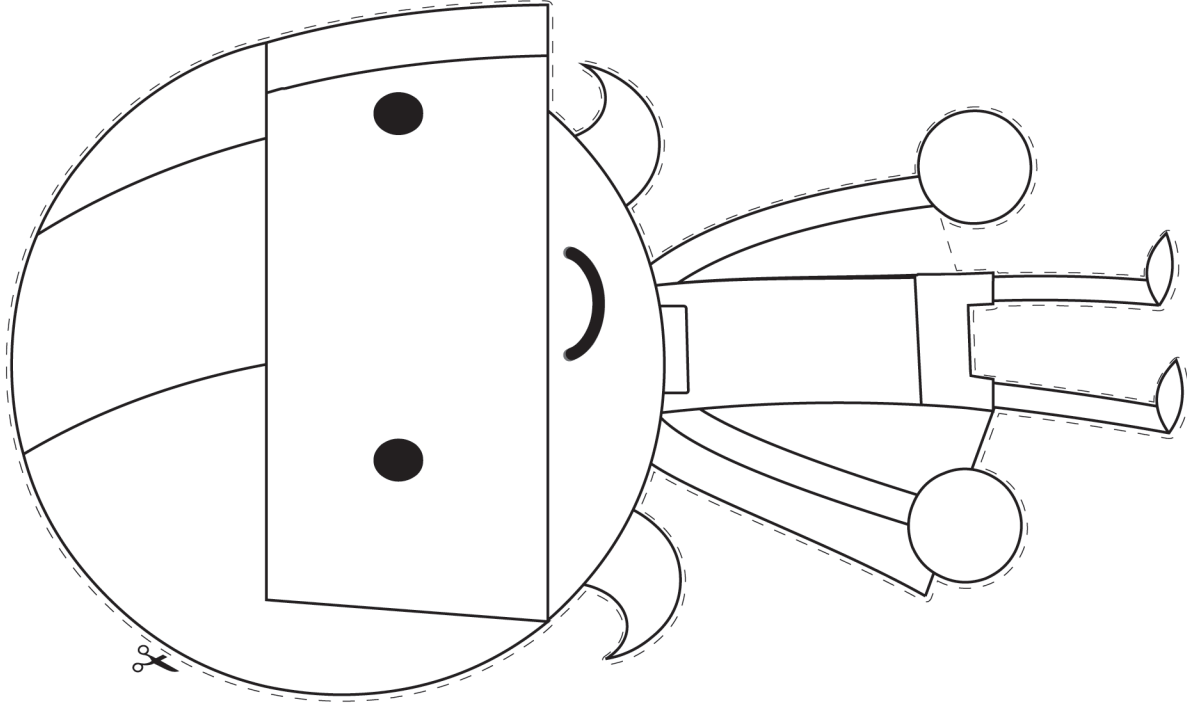

PBS KIDS and the PBS KIDS Logo are registered trademarks of Public Broadcasting Service. Used with permission.

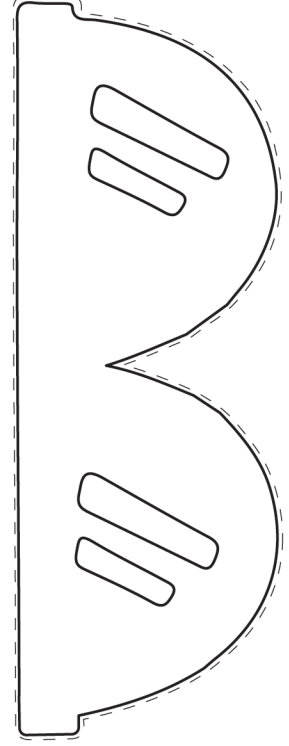
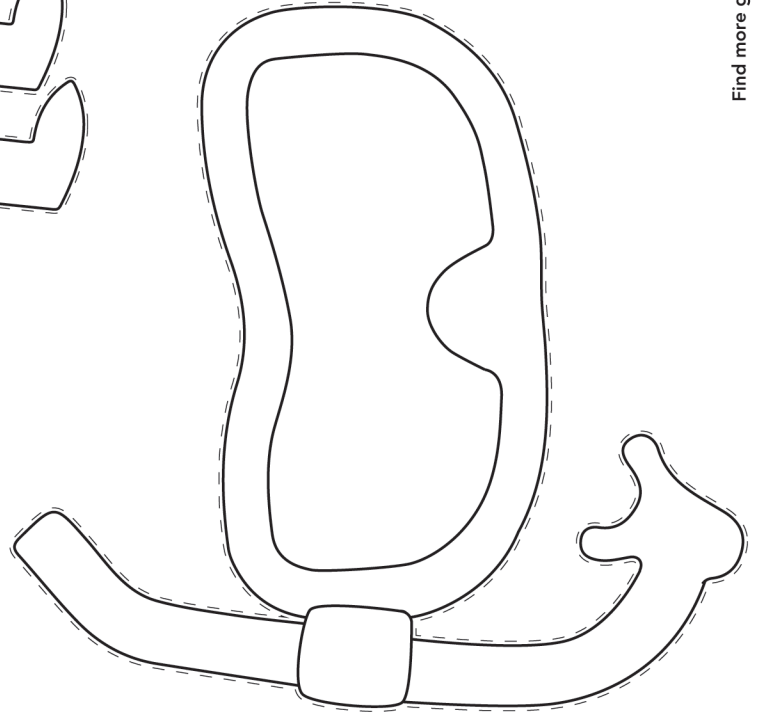
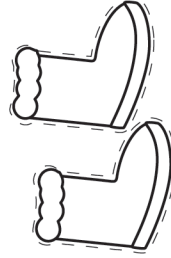
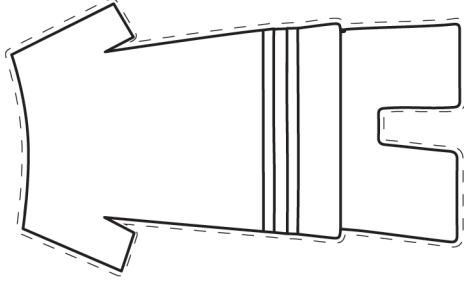

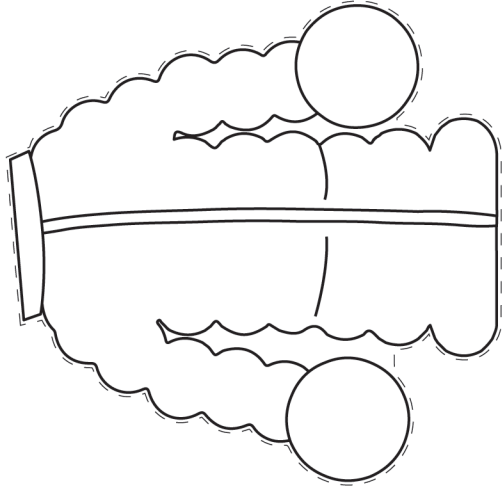
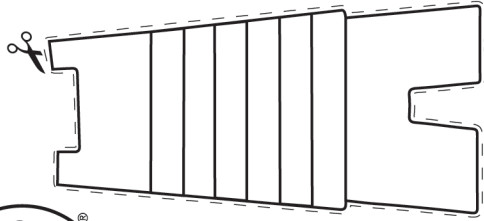



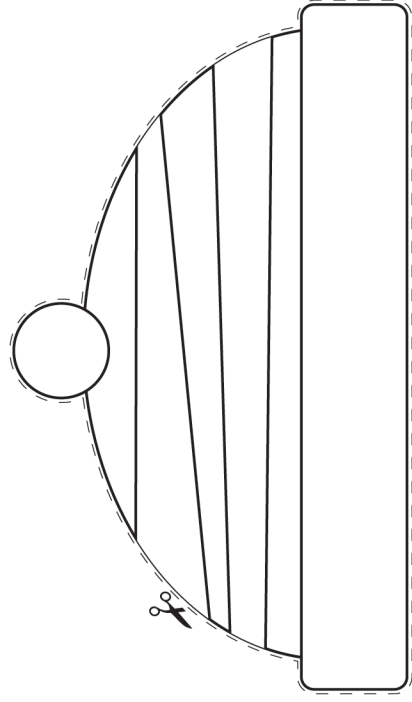

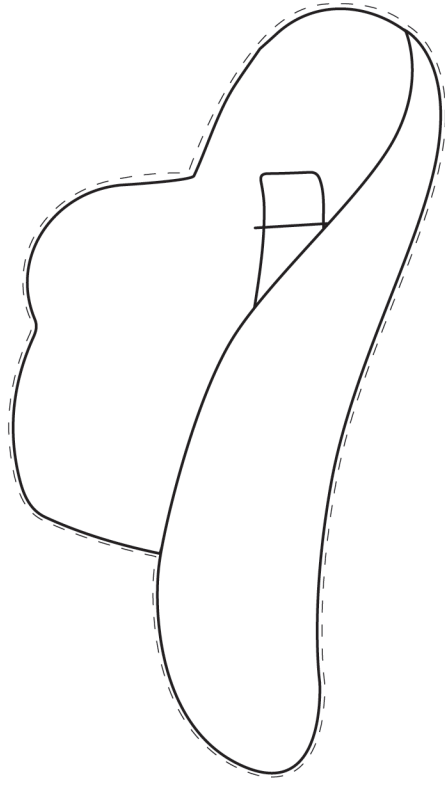
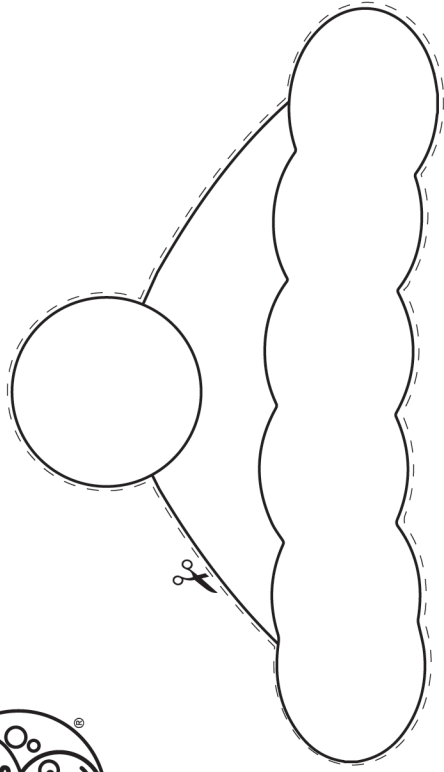
# Dressing for the Weather

**Color the pictures.  
Then, cut along the  
dotted lines. Dress  
Del and Dee in their  
outfits.**

**Tell someone why  
the weather affects  
what they wear.**







Find more games and activities at [pbskidsforparents.org](https://pbskidsforparents.org)

PBS KIDS and the PBS KIDS Logo are registered trademarks of Public Broadcasting Service. Used with permission.




# Sunny and Stormy Weather

Name \_\_\_\_\_

Draw what you like to do when the weather is sunny and when it is stormy.

**Sunny Weather**

**Stormy Weather**



**Sunny and Stormy**




Find more games and activities at [pbskidsforparents.org](https://pbskidsforparents.org) and

PBS KIDS and the PBS KIDS Logo are registered trademarks of Public Broadcasting Service. Used with permission.






**Learn at Home with PBS KIDS**



# **My Family and Me**

# **BINGO**







# My Family and Me BINGO




**Our Family Favorites**



**Draw a family member. What do you love about them?**



**My Family**




**How many people are in your family? Count them.**



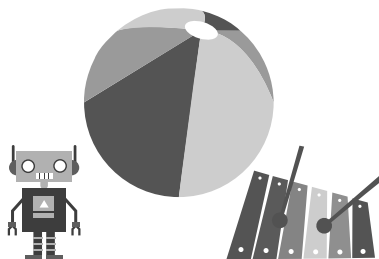
**All About Me**



**Sing the alphabet song.**



**Friendly Face**



**Practice sharing your toys with others.**



**Family Game Time**



**PreK-K**

**Find more games and activities at [pbs.org/parents/learn-at-home](https://pbs.org/parents/learn-at-home)**

PBS KIDS and the PBS KIDS Logo are registered trademarks of Public Broadcasting Service. Used with permission.



\_\_\_\_\_  
Name



**Daniel Tiger's  
Neighborhood**

## Our Family Favorites

**FAVORITE FOODS**

**FAVORITE COLORS**

**FAVORITE BOOKS**

**FAVORITE  
ANIMALS**

**FAVORITE SONGS**

**FAVORITE HOLIDAYS**

Find more games and activities at **[pbskidsforparents.org](http://pbskidsforparents.org)**



DANIEL TIGER'S NEIGHBORHOOD © 2012 The Fred Rogers Company. All rights reserved.  
PBS KIDS and the PBS KIDS logo are registered trademarks of Public Broadcasting Service. Used with permission.



Name \_\_\_\_\_



# Daniel Tiger's Neighborhood

## My Family

**DRAW A PICTURE OF YOUR FAMILY**

All families  
are different.  
Find what makes  
yours special.



Find more games and activities at **[pbskidsforparents.org](http://pbskidsforparents.org)**

DANIEL TIGER'S NEIGHBORHOOD © 2012 The Fred Rogers Company. All rights reserved.  
PBS KIDS and the PBS KIDS logo are registered trademarks of Public Broadcasting Service. Used with permission.



123


**SESAME STREET**

Name \_\_\_\_\_

## Friendly Face

Ernie drew a picture of his best buddy, Bert. Draw a face on the easel.

You can draw a family member, a Sesame Street friend, or a silly face.





**Daniel Tiger's  
Neighborhood**

# Family Game Time

Print this page twice to play a simple matching game. Cut along the lines on the page to make individual cards. Shuffle the cards. Place each one face down. The first player turns over two cards. Talk about the characters and the objects. If the cards match, the player keeps the cards. If they don't match, they turn them upside down again. Place them in the same spot. The next player takes a turn. The game is over when players have matched all of the cards.



Find more games and activities at **[pbskidsforparents.org](http://pbskidsforparents.org)**

DANIEL TIGER'S NEIGHBORHOOD © 2012 The Fred Rogers Company. All rights reserved.  
PBS KIDS and the PBS KIDS logo are registered trademarks of Public Broadcasting Service. Used with permission.



**Daniel Tiger's  
Neighborhood**

# Family Game Time

Print this page twice to play a simple matching game. Cut along the lines on the page to make individual cards. Shuffle the cards. Place each one face down. The first player turns over two cards. Talk about the characters and the objects. If the cards match, the player keeps the cards. If they don't match, they turn them upside down again. Place them in the same spot. The next player takes a turn. The game is over when players have matched all of the cards.



Find more games and activities at **[pbskidsforparents.org](http://pbskidsforparents.org)**

DANIEL TIGER'S NEIGHBORHOOD © 2012 The Fred Rogers Company. All rights reserved.  
PBS KIDS and the PBS KIDS logo are registered trademarks of Public Broadcasting Service. Used with permission.



# All About

(Name)

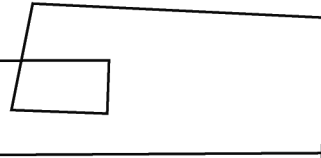
Here's a drawing  
of me!

I am special because...




Find more games and activities at **[pbskidsforparents.org](http://pbskidsforparents.org)**

PBS KIDS and the PBS KIDS Logo are registered trademarks of Public Broadcasting Service. Used with permission.



**Here's a drawing  
of my family!**

**My family and I like to...**



Find more games and activities at **[pbskidsforparents.org](https://pbskidsforparents.org)**


PBS KIDS and the PBS KIDS Logo are registered trademarks of Public Broadcasting Service. Used with permission.



**Learn at Home with PBS KIDS**


**Caring for Each Other**

**BINGO**







# Caring for Each Other BINGO



**Household Chores  
for Every Age**




**How can pet owners take  
care of their pet?  
Tell someone.**




**Our Morning Routine!**



**Ask for help when  
you need it.**



**Show You Care Notes**




**Ask an adult what you can  
do to be helpful today.**



**It's Time for School**



**Practice calming down. Take  
three deep breaths in and  
out, and count to five.**



**Washing Because We Care**

**PreK-K**

**Find more games and activities at [pbs.org/parents/learn-at-home](https://pbs.org/parents/learn-at-home)**

PBS KIDS and the PBS KIDS Logo are registered trademarks of Public Broadcasting Service. Used with permission.



Name \_\_\_\_\_

# Household Chores for Every Age

Teaching kids how to do household chores is a meaningful part of growing up. They teach practical life and academic skills, as well as foster a sense of responsibility and community. Use this checklist for age-appropriate chores to do with your family.



## 2 to 3

- ☐ Pick up toys
- ☐ Put dirty clothes in the hamper
- ☐ Hang-up jacket and put away shoes
- ☐ Help sort clean laundry (e.g. find all the socks)
- ☐ Dust window sills
- ☐ Help wipe-up spills

## 4 to 5

- ☐ Make the bed
- ☐ Set and clear table
- ☐ Put away clean silverware
- ☐ Put clothes in the washing machine
- ☐ Fold towels and socks
- ☐ Feed pets and water plants

## 6 to 8

- ☐ Keep bedroom organized
- ☐ Fold and put away laundry
- ☐ Assist with meal preparation
- ☐ Load and empty dishwasher
- ☐ Sweep and vacuum floors
- ☐ Take out garbage and recycling



Find more games and activities at [pbskidsforparents.org](https://pbskidsforparents.org)

## OUR MORNING ROUTINE!

A morning routine helps your family start the day off right. Practice these healthy habits your child can do every morning. Recycle the badges daily so that your child can earn them as they learn new behaviors.

- 1) Say "Good morning!" to someone.
- 2) Go to the bathroom.
- 3) Wash your face.
- 4) Brush your teeth.
- 5) Make your bed.
- 6) Eat a healthy breakfast.
- 7) Get dressed.





Color the badges and then cut them out along the dotted lines.

Talk with your child about the 7 things he or she can do in the morning to earn badges.

They can be done in any order.

For more activities, visit [pbskidsforparents.org](http://pbskidsforparents.org)


# peg+cat





# It's Time for School!






Daniel Tiger sings this special song to help him get ready for school.



**“Clothes On, Eat Breakfast, Brush Teeth,  
Put on Shoes, and Off to School!”**

Ask a grown-up to help you cut out the pictures.

Then line them up to show how you get ready for the school day.



Find more games and activities at **[pbskidsforparents.org](http://pbskidsforparents.org)**



# Washing Because We Care

Handwashing is one of the best ways to keep from getting sick and to stay healthy all year long. And when you take good care of yourself, you're taking good care of others, too. Color in the picture. On each big heart bubble, write the name or draw a picture of someone you care about.






# Show You Care Notes


Share your thanks and a note of appreciation any day! Cut along the dotted lines and fold each card in half. Then, draw a picture on the inside of the card. Write your name on the back cover. Share the cards with special people in your life.

**From:**



**Thank You!**

**From:**



**Thank You!**

Find more games and activities at **[pbskidsforparents.org](http://pbskidsforparents.org)**



# Learn at Home with PBS KIDS

Play and learn anytime and anywhere with free apps from PBS KIDS! Use the chart below to find the app that aligns to your child's grade, learning goal, and favorite PBS KIDS show - then download it on your on your mobile or tablet device to play online, offline, or anytime.


## Apps for Social & Emotional Learning

Daniel Tiger for Parents	PK-K	Social & Emotional Learning
PBS KIDS Games app	K-2	Multiple Learning Goals
PBS KIDS Video app	K-2	Multiple Learning Goals




## Apps for Literacy Learning

Dinosaur Train A to Z	PK-K	Literacy, Science
Molly of Denali	K-2	Literacy
PBS KIDS Games app	K-2	Multiple Learning Goals
PBS KIDS Video app	K-2	Multiple Learning Goals



## Apps for STEM Learning (Science, Technology, Engineering & Math)

PBS Parents Play & Learn	PK-K	Literacy, Math	Photo Stuff with Ruff	K-2	Science
Play & Learn Engineering	PK-K	Science and Engineering	Ready Jet Go! Space Explorer	K-2	Science
PBS KIDS Measure Up!	PK-K	Math	Ready Jet Go! Space Scouts	K-2	Science and Engineering
Play & Learn Science	PK-K	Science	Nature Cat's Great Outdoors	K-3	Science
Splash and Bubbles for Parents	PK-K	Science	PBS KIDS ScratchJr	1-2	Coding
Splash and Bubbles Ocean Adventure	PK-K	Science	Outdoor Family Fun with Plum	1-3	Science and Engineering
The Cat in the Hat Builds That!	PK-K	Science and Engineering	Cyberchase Shape Quest	1-5	Math
The Cat in the Hat Invents	PK-K	Science and Engineering	PBS KIDS Games app	K-2	Multiple Learning Goals
Jet's Bot Builder: Robot Games	K-2	Science and Engineering	PBS KIDS Video app	K-2	Multiple Learning Goals



[pbskids.org/apps](https://pbskids.org/apps)

