



Richard Woods, Georgia's School Superintendent
"Educating Georgia's Future"

Georgia Special Needs Scholarship Program End of School Year Report 2020-2021 School Year

For the Georgia General Assembly per O.C.G.A. § 20-2-2118

Georgia Department of Education

Table of Contents

Table of Contents	1
Executive Summary	2
Program Overview – 2020-2021 Georgia Special Needs Scholarship Program	3
2020-2021 School Year - Student Participation by Ethnicity	4
2020-2021 School Year - Student Participation by Gender	5
Two Years - Student Participation by Disability Type	6
Two Years - Student Participation by Grade Level	7
2020-2021 School Year - School System of Origin for Georgia Special Needs Scholarship Students	8
Map: 2020-2021 School Year - Counties where Georgia Special Needs Scholarship Private Schools Located	12
2020-2021 School Year - Student Participation and Average Tuition by Private School Providers	13
2020-2021 School Year- Student Assessment in Reading and Mathematics	20
2020-2021 School Year – Medical Waivers Granted	21

Executive Summary

Senate Bill 10 as signed into law on May 18, 2007, created the Georgia Special Needs Scholarship (GSNS) Program which allows parents of eligible special needs students to transfer their children to another public school, public school system, state school, or approved participating private school. On July 1, 2013, OCGA § 20-2-2114 was amended to authorize the State Board of Education to waive the prior school year requirement on a case-by-case basis for specific medical needs of a student upon the request of a parent or guardian. On July 1, 2015, OCGA § 20-2-2114 was further amended so that prior year enrollment in a Georgia public school requirement shall not apply if the student's parent is an active duty military service member stationed in Georgia within the previous year.

This report represents the results for the 2020-2021 school year as required by O.C.G.A. § 20-2-2118, which stipulates that the Governor's Office of Student Achievement, in conjunction with the Georgia Department of Education (GaDOE) shall provide the General Assembly with a report regarding the scholarship program for the previous fiscal year. This was the fourteenth school year the GSNS Program was administered. This report does not include additional reporting requirements introduced by Senate Bill 47 which became law on July 1, 2021. Additional reporting requirements introduced by Senate Bill 47 will be included in the 2022 Georgia Special Needs Scholarship End-of-Year Report.

2020-2021 Program Highlights

- Number of participating private schools increased by 4 with 256 schools.
 - ➔ **21** was the average number of students enrolled in each private school.
 - ➔ **1-214** was the range of students enrolled in each private school.
- Total student participation in the program increased from the previous school year by **100** with **5,303** students enrolled in private schools.
- **5,030** students continued their participation in the program from the previous school year.
- Of the **5,303** students enrolled:
 - ➔ **32%** Female, **68%** Male
 - ➔ **32.38%** Black, **54.50%** White, and **13.12%** Asian/Hispanic/Native American/Multi-Racial.
 - ➔ **29.30%** had a disability type of Specific Learning Disability.
 - ➔ **26.93%** had a disability type of Other Health Impairment.
- **\$34,323,764** was paid in fiscal year **2021** for scholarships to students.
- **\$6,473** was the average annual scholarship amount for students.
- **\$2,487-\$14,587** was the range of annual scholarship amounts for GSNS students.

Program Overview – 2020-2021 Georgia Special Needs Scholarship Program

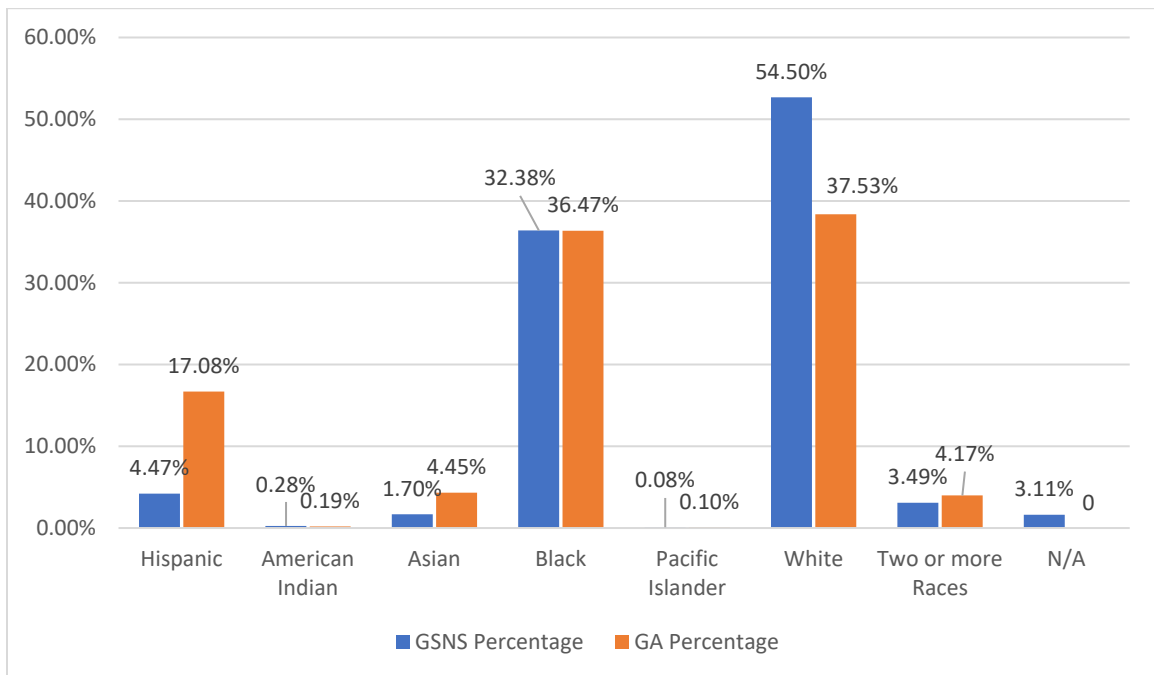
Include two years of data here

Program Information	Count
Total number of students receiving scholarships during the 2020-2021 school year.	5,303
Total number of new private schools submitting an application for participation in the 2020-2021 school year.	13
Number of new private schools participating in the GSNS Program for the 2020-2021 school year.	10
Number of private schools returning from 2020-2021 school year.	248
Total number of private schools participating in GSNS for 2020-2021 school year.	258
Total number of private schools with enrolled GSNS students.	256
Highest enrollment in a single school.	214
Range of student enrollment in participating private schools.	1-214
Average number of scholarship students per school.	21
Georgia public school systems impacted by scholarship student withdrawals.	130
Range for number of students withdrawing from a Georgia public school system to use the scholarship at an authorized private school.	1-638
Financial Information	Amounts
Total scholarship payments statewide for FY21.	\$34,323,764
Range of annual scholarship amounts for GSNS students.	\$2,487-\$14,587
Average annual scholarship amount.	\$6,473
Average annual payment amount of participating private schools	\$135,133
Range of annual tuition amounts of participating private schools.	\$3,950-\$46,451

2020-2021 School Year - Student Participation by Ethnicity

Race/ Ethnicity	Ethnic Hispanic	Race American Indian	Race Asian	Race Black	Race Pacific Islander	Race White	Two or more Races	N/A	Total
GSNS Students	237	15	90	1717	4	2,890	185	165	5,303
GA Students*	295,523	3,335	77,060	631,012	1,741	649,197	72,147	0	1,730,015
GSNS Percentage	4.47%	0.28%	1.70%	32.38%	0.08%	54.50%	3.49%	3.11%	100%
GA Percentage	17.08%	0.19%	4.45%	36.47%	0.10%	37.53%	4.17%	0.00%	100%

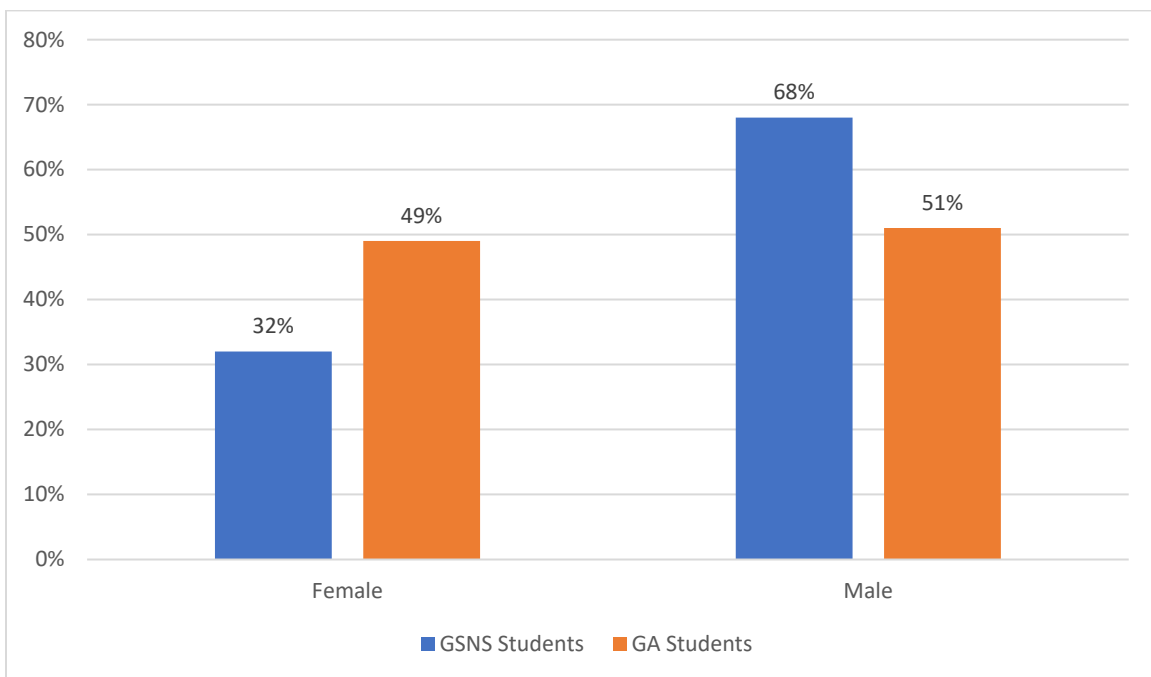
*Enrollment from October 6, 2020 FTE count of 2021-1 Report



2020-2021 School Year - Student Participation by Gender

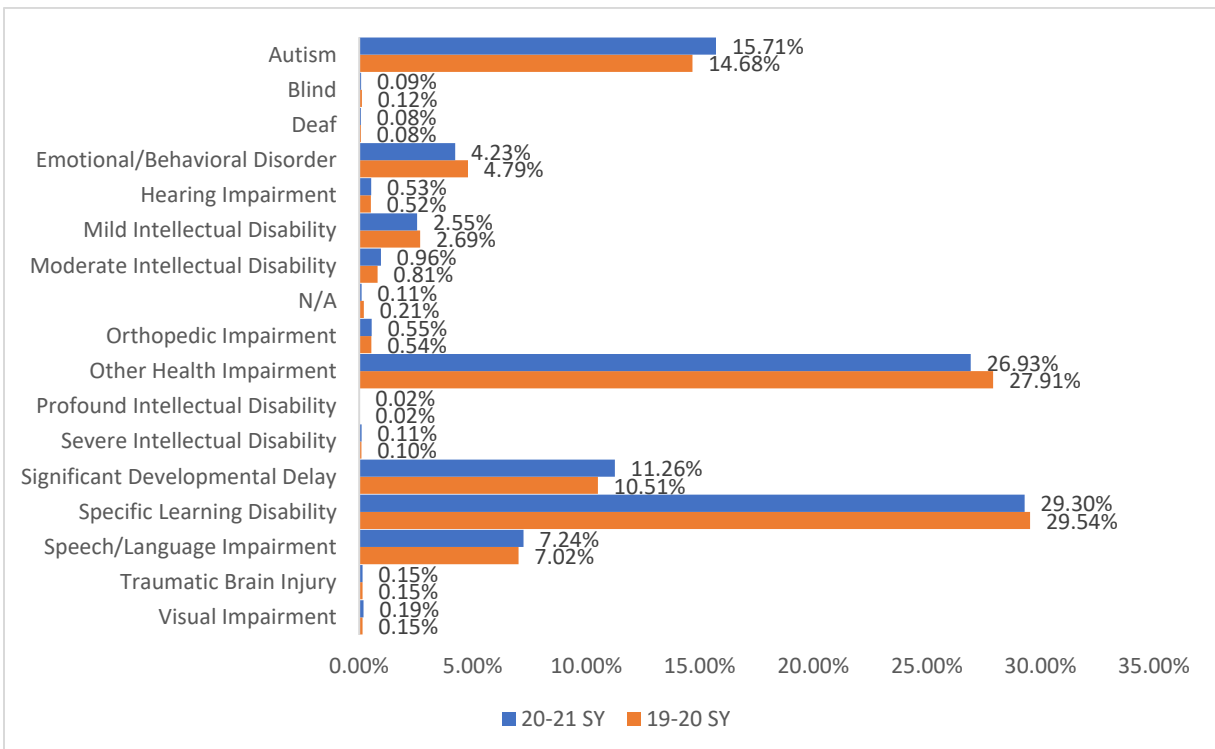
Students	Female	Male	Total
GSNS Students	1,711	3,593	5,303
GA Students*	846,709	883,306	1,730,015
GSNS Percentage	32%	68%	100%
GA Percentage	49%	51%	100%

*Enrollment from October 6, 2020 FTE count of 2021-1 Report



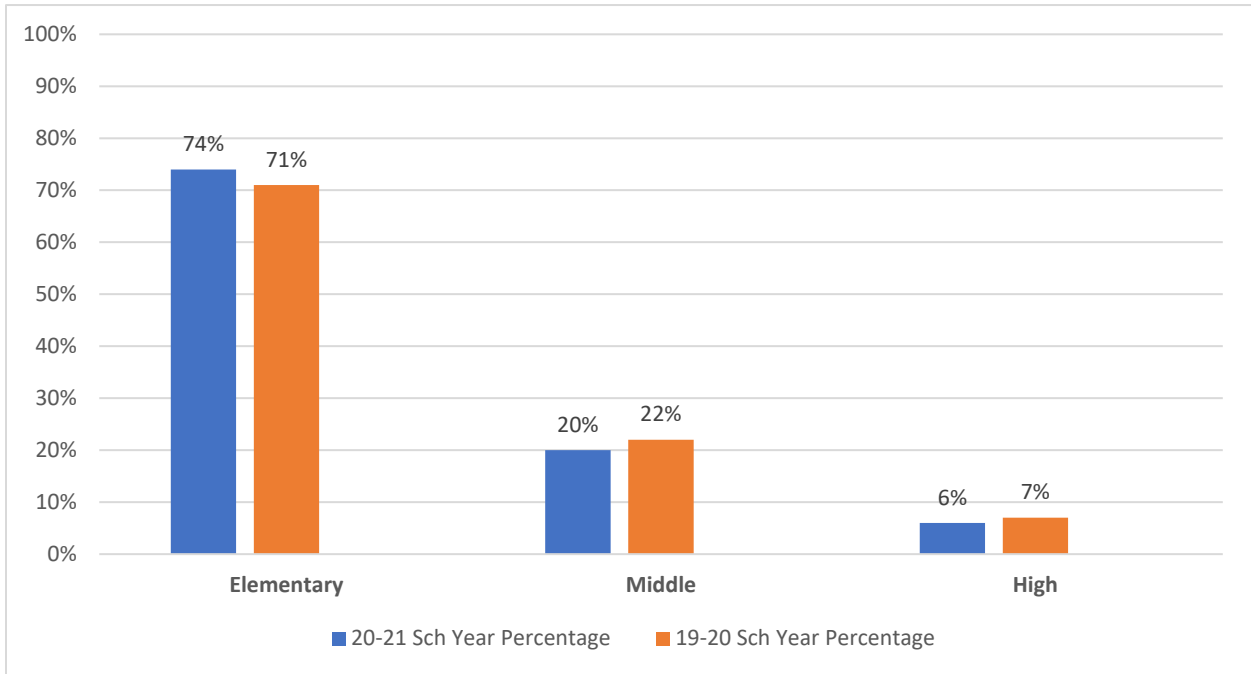
Two Years - Student Participation by Disability Type

Primary Area of Exceptionality	20-21 Sch Year Number of Students	19-20 Sch Year Number of Students	20-21 Sch Year Percentage	19-20 Sch Year Percentage
Autism	833	773	15.71%	14.86%
Blind	5	6	0.09%	0.12%
Deaf	4	4	0.08%	0.08%
Emotional/Behavioral Disorder	224	249	4.23%	4.79%
Hearing Impairment	28	27	0.53%	0.52%
Mild Intellectual Disability	135	140	2.55%	2.69%
Moderate Intellectual Disability	51	42	0.96%	0.81%
N/A	6	11	0.11%	0.21%
Orthopedic Impairment	29	28	0.55%	0.54%
Other Health Impairment	1,428	1,452	26.93%	27.91%
Profound Intellectual Disability	1	1	0.02%	0.02%
Severe Intellectual Disability	6	5	0.11%	0.10%
Significant Developmental Delay	597	547	11.26%	10.51%
Specific Learning Disability	1,548	1,537	29.30%	29.54%
Speech/Language Impairment	384	365	7.24%	7.02%
Traumatic Brain Injury	8	8	0.15%	0.15%
Visual Impairment	10	8	0.19%	0.15%
Grand Total	5,303	5,203	100.00%	100.00%



Two Years - Student Participation by Grade Level

Grade Level	20-21 Sch Year Number of Students	19-20 Sch Year Number of Students	20-21 Sch Year Percentage	19-20 Sch Year Percentage
Elementary	3,898	3,692	74%	71%
Middle	1,074	1,124	20%	22%
High	331	387	6%	7%
Total	5,303	5,203	100%	100%



2020-2021 School Year - School System of Origin for Georgia Special Needs Scholarship Students

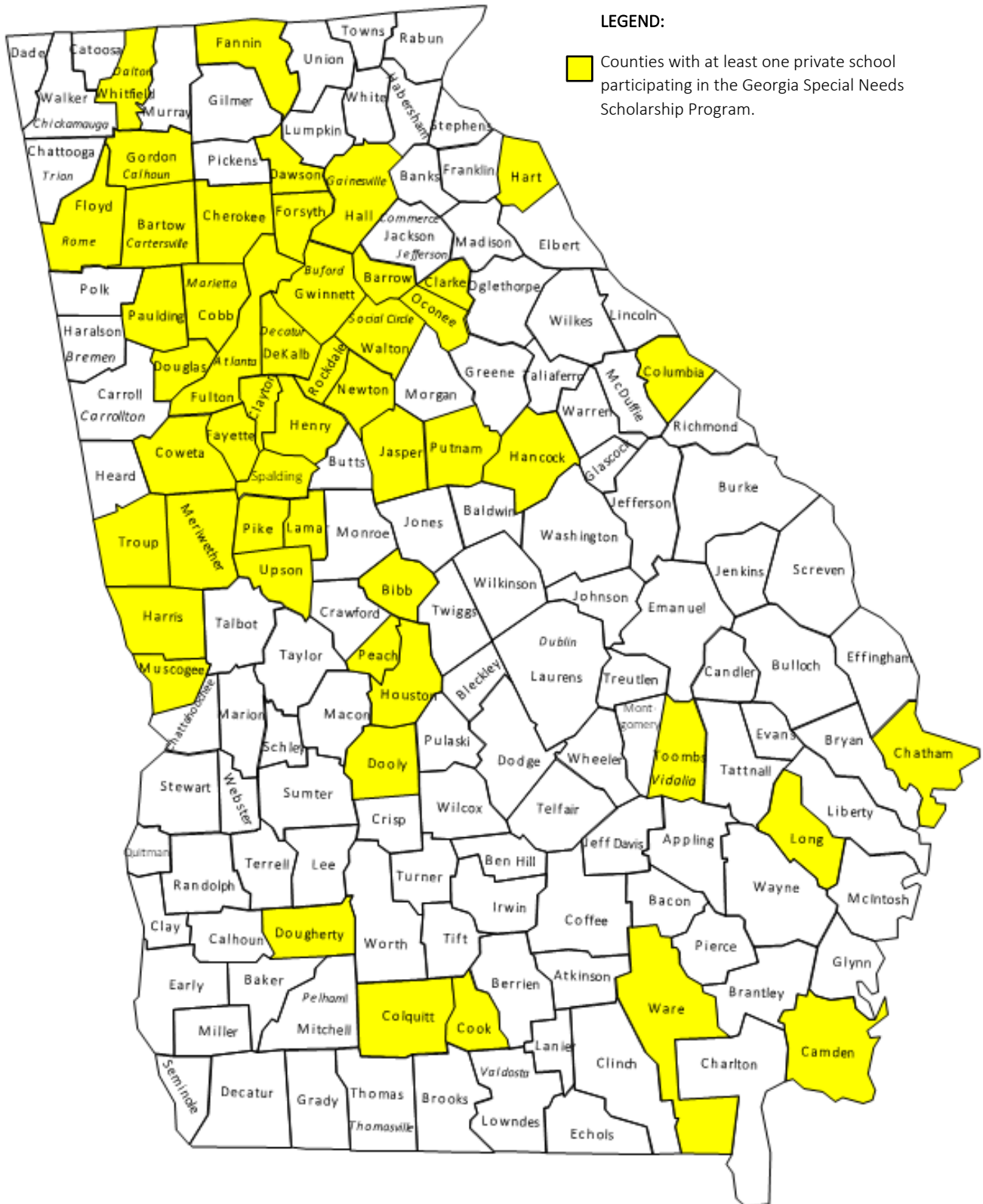
School System	Number of Students	Percentage of all GSNS Students
Atlanta Public Schools - 761	323	6.09%
Baldwin County - 605	14	0.26%
Banks County - 606	2	0.04%
Barrow County - 607	9	0.17%
Bartow County - 608	22	0.41%
Bibb County - 611	59	1.11%
Bleckley County - 612	1	0.02%
Brantley County - 613	9	0.17%
Bremen City - 763	1	0.02%
Bryan County - 615	4	0.08%
Buford City - 764	3	0.06%
Bulloch County - 616	4	0.08%
Butts County - 618	16	0.30%
Calhoun City - 765	1	0.02%
Camden County - 620	42	0.79%
Carroll County - 622	4	0.08%
Carrollton City - 766	1	0.02%
Cartersville City - 767	8	0.15%
Catoosa County - 623	1	0.02%
Chattahoochee County - 626	2	0.04%
Cherokee County - 628	129	2.43%
City Schools of Decatur - 773	52	0.98%
Clarke County - 629	28	0.53%
Clayton County - 631	119	2.24%
Cobb County - 633	630	11.88%
Colquitt County - 635	4	0.08%
Columbia County - 636	17	0.32%
Cook County - 637	1	0.02%
Coweta County - 638	87	1.64%
Crawford County - 639	6	0.11%
Crisp County - 640	2	0.04%
Dalton Public Schools - 772	3	0.06%
Dawson County - 642	2	0.04%
DeKalb County - 644	638	12.03%
Dougherty County - 647	3	0.06%
Douglas County - 648	83	1.57%
Effingham County - 651	7	0.13%

School System	Number of Students	Percentage of all GSNS Students
Elbert County - 652	2	0.04%
Evans County - 654	1	0.02%
Fannin County - 655	8	0.15%
Fayette County - 656	174	3.28%
Floyd County - 657	17	0.32%
Forsyth County - 658	186	3.51%
Franklin County - 659	7	0.13%
Fulton County - 660	537	10.13%
Gainesville City - 776	6	0.11%
Gilmer County - 661	1	0.02%
Glascock County - 662	1	0.02%
Glynn County - 663	20	0.38%
Gordon County - 664	5	0.09%
Greene County - 666	1	0.02%
Griffin-Spalding County - 726	102	1.92%
Gwinnett County - 667	443	8.35%
Habersham County - 668	1	0.02%
Hall County - 669	28	0.53%
Hancock County - 670	5	0.09%
Harris County - 672	6	0.11%
Hart County - 673	24	0.45%
Henry County - 675	265	5.00%
Houston County - 676	18	0.34%
Jackson County - 678	11	0.21%
Jefferson City - 779	3	0.06%
Jones County - 684	6	0.11%
Lamar County - 685	10	0.19%
Lee County - 688	1	0.02%
Liberty County - 689	4	0.08%
Long County - 691	1	0.02%
Lowndes County - 692	1	0.02%
Lumpkin County - 693	4	0.08%
Macon County - 694	1	0.02%
Madison County - 695	8	0.15%
Marietta City - 781	14	0.26%
McDuffie County - 697	2	0.04%
McIntosh County - 698	1	0.02%
Meriwether County - 699	18	0.34%
Monroe County - 702	7	0.13%

School System	Number of Students	Percentage of all GSNS Students
Morgan County - 704	2	0.04%
Muscogee County - 706	88	1.66%
Newton County - 707	98	1.85%
Oconee County - 708	13	0.25%
Oglethorpe County - 709	1	0.02%
Paulding County - 710	69	1.30%
Peach County - 711	8	0.15%
Pickens County - 712	1	0.02%
Pierce County - 713	5	0.09%
Pike County - 714	16	0.30%
Pulaski County - 716	4	0.08%
Richmond County - 721	58	1.09%
Rockdale County - 722	59	1.11%
Rome City - 785	6	0.11%
Savannah-Chatham County - 625	240	4.53%
Social Circle City - 786	2	0.04%
State Charter Schools II-Brookhaven Innovation Academy - 7830613	6	0.11%
State Charter Schools II-Coweta Charter Academy - 7830610	7	0.13%
State Charter Schools II-Fulton Leadership Academy - 7830310	3	0.06%
State Charter Schools II-Genesis Innovation Academy for Boys - 7830615	2	0.04%
State Charter Schools II-International Academy of Smyrna - 7830619	1	0.02%
State Charter Schools II-International Charter Academy of Georgia - 7830620	1	0.02%
State Charter Schools II-Liberty Tech Charter Academy - 7830614	2	0.04%
State Charter Schools II-Resurgence Hall Charter School - 7830617	1	0.02%
State Charter Schools II-SAIL Charter Academy - School for Arts-Infused Learning - 7830618	2	0.04%
State Charter Schools-Cherokee Charter Academy - 7820212	5	0.09%
State Charter Schools-Dubois Integrity Academy - 7820617	3	0.06%
State Charter Schools-Georgia Connections Academy - 7820412	25	0.47%
State Charter Schools-Georgia Cyber Academy - 7820120	74	1.40%

School System	Number of Students	Percentage of all GSNS Students
State Charter Schools-Georgia School for Innovation and the Classics - 7820616	2	0.04%
State Charter Schools-International Charter School of Atlanta - 7820614	2	0.04%
State Charter Schools-Ivy Preparatory Academy Inc - 7820612	4	0.08%
State Charter Schools-Ivy Preparatory Young Men's Leadership Academy Inc. - 7820512	2	0.04%
State Charter Schools-Odyssey Charter School - 7820110	25	0.47%
State Charter Schools-Utopian Academy for the Arts Charter School - 7820121	4	0.08%
State Schools-Atlanta Area School for the Deaf - 7991893	1	0.02%
Stephens County - 727	1	0.02%
Tattnall County - 732	1	0.02%
Taylor County - 733	5	0.09%
Telfair County - 734	1	0.02%
Thomaston-Upson County - 745	7	0.13%
Toombs County - 738	1	0.02%
Trion City - 791	1	0.02%
Troup County - 741	39	0.74%
Union County - 744	8	0.15%
Walker County - 746	4	0.08%
Walton County - 747	60	1.13%
Ware County - 748	33	0.62%
Washington County - 750	1	0.02%
Wayne County - 751	1	0.02%
Whitfield County - 755	5	0.09%
Wilkinson County - 758	3	0.06%
Worth County - 759	3	0.06%
Grand Total	5,303	100.00%

Map: 2020-2021 School Year - Counties where Georgia Special Needs Scholarship Private Schools Located



2020-2021 School Year - Student Participation and Average Tuition by Private School Providers

GSNS School	County	Average Tuition	Number Students
ABC Montessori School - 50595	Henry	\$10,118	10
ABLE Christian School - 11356	Henry	\$7,974	46
Academe of the Oaks - 11333	DeKalb	\$18,625	4
Academy at North Fulton - 11164	Fulton	\$14,998	31
Academy of Innovation - 11383	Hall	\$15,927	28
Advance Academy - 50596	Chatham	\$14,000	31
Advance Learning Academy - 50597	Camden	\$6,569	39
Agape Jr. Academy - 11213	Gwinnett	\$4,100	9
Alexsander Academy - 50598	Fulton	\$18,533	15
Alpharetta International Academy - 11473	Fulton	\$9,871	1
Arete Preparatory School - 11393	DeKalb	\$9,318	22
Arlington Christian School - 11316	Fulton	\$8,486	18
Ash Tree Learning Center - 50602	Chatham	\$7,790	37
Athens Christian School - 50603	Clarke	\$7,985	24
Atlanta Academy The - 11326	Fulton	\$19,777	17
Atlanta Country Day School - 50604	Fulton	\$13,500	1
Atlanta Girl's School - 50605	Fulton	\$26,924	10
Atlanta Jewish Academy - 11360	Fulton	\$23,296	5
Atlanta Speech School - 50606	Fulton	\$38,541	6
Atlanta STEM Academy - 11325	Fulton	\$9,662	19
Augusta Christian Schools - 50607	Columbia	\$13,644	16
Barnes Academy - 50610	Hart	\$6,923	39
Bedford School - 50612	Fulton	\$19,501	85
Benjamin Academy - 11431	Henry	\$13,000	6
Benjamin Franklin Academy - 11152	DeKalb	\$33,347	16
Berean Christian Junior Academy - 11166	Fulton	\$6,917	3
Bethesda Academy - 11289	Chatham	\$8,000	8
Bible Baptist Christian School - 50613	Spalding	\$6,789	7
Bizee Brains Learning Academy - 50728	Clayton	\$8,500	1
Blessed Trinity Catholic High School - 11169	Fulton	\$13,600	19
Braddy Preparatory Academy - 50615	Fulton	\$10,270	41
Brandon Hall - 50617	Fulton	\$28,289	5
Braselton Christian Academy - 11215	Barrow	\$9,791	48
Bridgeway Christian Academy - 50618	Fulton	\$18,471	4
Bright Future Academy - 11368	Fulton	\$9,219	2
Brookwood Christian Language School - 50620	Cobb	\$17,600	45
Brunswick Christian Academy - 50621	Glynn	\$5,601	21

GSNS School	County	Average Tuition	Number Students
Byne Christian Academy - 50622	Dougherty	\$5,610	1
Byron Christian Academy - 50623	Peach	\$4,000	8
Calvary Christian School of Columbus - 11216	Muscogee	\$10,851	29
Calvary Harvest Christian Academy - 11369	Clayton	\$8,542	12
Camp Jewell - 11156	Rockdale	\$17,561	124
Campus The - 50625	Fayette	\$11,843	68
CAN Academy - 11170	Chatham	\$6,650	50
Carolyn Barron Montessori School - 11292	Coweta	\$9,075	4
Central Christian School - 11374	Coweta	\$11,203	13
Central Fellowship Christian Academy - 50627	Bibb	\$8,232	5
CH Terrell Academy - 50628	Richmond	\$8,550	10
Chapel Hill Christian School - 11370	Douglas	\$5,775	2
Chatham Academy at Royce - 50629	Chatham	\$17,798	49
Chaya Mushka Children's Home - 11334	Fulton	\$14,067	3
CHEROKEE CHRISTIAN SCHOOLS INC - 297	Fulton	\$14,300	4
Choice Educational Academy - 11427	Gwinnett	\$11,154	19
Christian Heritage School - 50630	Whitfield	\$10,358	12
Chryalis Experiential Academy - 50631	Fulton	\$10,500	11
ClearWater Academy - 50632	Fayette	\$25,019	26
CLIFF VALLEY SCHOOL INC. - 189	DeKalb	\$18,980	5
Closer Look Academy - 11211	Henry	\$7,200	5
Collective Learning Academy - 11414	Fulton	\$33,250	2
Colquitt Christian Academy of Moultrie - 11458	Colquitt	\$8,205	1
Community Christian Academy - 11419	Cook	\$4,500	1
Community Christian School - 50633	Henry	\$10,445	22
Connections School of Atlanta - 11371	DeKalb	\$26,111	9
CORE Community School - 11394	Cherokee	\$16,174	44
Cornerstone Preparatory Academy - 50637	Cobb	\$6,233	7
Cornerstone Schools Inc. - 50638	Forsyth	\$9,257	14
Cottage School The - 50639	Cobb	\$25,977	170
Covenant Christian Academy - 50641	Forsyth	\$8,700	19
Covington Academy - 50643	Newton	\$8,326	99
Creekside Christian Academy - 50644	Henry	\$7,914	7
CrossPointe Christian Academy - 11315	Pike	\$8,455	10
Cumberland Academy of GA - 50645	Fulton	\$25,319	94
Cumberland Christian Academy - 11159	Cobb	\$9,324	15
Curtis Baptist School - 11206	Richmond	\$8,877	19
Decatur Adventist Junior Academy - 50647	DeKalb	\$5,488	8
Dominion Christian High School - 50648	Cobb	\$9,600	20
Double Helix STEAM School - 11439	Clarke	\$10,000	8
Downtown Academy - 11375	Clarke	\$7,200	3

GSNS School	County	Average Tuition	Number Students
Eagles Landing Christian Academy - 50649	Henry	\$14,938	22
Eaton Academy - 50650	Fulton	\$20,774	47
Ellis School of Atlanta - 11399	Fulton	\$27,000	1
Evangel Temple Christian Academy - 50652	Clayton	\$4,433	12
Evans Christian Academy - 50653	Columbia	\$7,606	2
Excel Christian Academy - 11418	Bartow	\$7,420	1
Faith Baptist Christian Academy - 50654	Long	\$4,267	3
Faith Christian Academy of Griffin - 50655	Lamar	\$5,852	25
Faith Lutheran Church and School - 11432	Cobb	\$8,480	2
Fideles Christian School - 50657	Forsyth	\$4,220	9
Flint River Academy - 11294	Meriwether	\$7,413	2
Foundations for the Future - 50660	Cobb	\$11,220	3
Friendship Christian School - 50661	Forsyth	\$10,881	22
Fullington Academy - 50662	Dooly	\$5,610	6
Furtah Preparatory School - 50663	Cobb	\$9,872	55
Gatewood Schools - 50666	Putnam	\$9,040	1
Genesis Preparatory Academy - 11469	Fayette	\$6,000	1
George Walton Academy - 11415	Walton	\$13,093	4
Gerard Preparatory Academy - 50616	Gwinnett	\$8,179	51
God's Foundation Christian Academy - 11387	Dougherty	\$6,000	4
Grace Christian Academy - 11312	Paulding	\$6,327	37
GracePoint School - 11219	Cobb	\$23,500	46
Greater Atlanta Adventist Academy - 11161	Fulton	\$7,210	2
Green Pastures Christian Schools - 50668	DeKalb	\$5,525	4
Greenforest McAlep Christian Academy - 50670	DeKalb	\$7,739	10
Griffin Christian High School - 11220	Spalding	\$5,500	9
Harbour Oaks Montessori School Inc - 11471	Gwinnett	\$10,480	5
Heart of Hope Academy - 50672	Fulton	\$18,000	10
Hebron Christian Academy - 11395	Gwinnett	\$12,009	20
Heirway Christian Academy - 11221	Douglas	\$6,527	13
Heritage Christian Academy - 11208	Coweta	\$7,716	5
Hess Academy - 11295	DeKalb	\$17,964	7
Hills Academy - 11423	DeKalb	\$7,121	33
Hirsch Academy - 50674	DeKalb	\$31,250	7
Holy Innocent's Episcopal School - 50675	Fulton	\$29,327	6
Holy Spirit Preparatory School - 50676	Fulton	\$24,451	8
Hope Springs Christain Learning Center - 11158	Gwinnett	\$9,625	11
Horizon Christian Academy - 50681	Forsyth	\$10,788	37
Howard Scholars Academy - 11463	DeKalb	\$8,065	23
Howard School - 50683	Fulton	\$36,141	124
Imhotep Academy - 11223	Fulton	\$10,067	9

GSNS School	County	Average Tuition	Number Students
Immaculate Conception Catholic Schools - 11338	Richmond	\$16,979	34
International Montessori School Auburn - 11470	Barrow	\$8,500	1
Jacob's Ladder - 50687	Fulton	\$46,451	71
John Coble Elementary - 50688	Gordon	\$5,645	1
John Hancock Academy - 50689	Hancock	\$4,818	28
Joseph Sams School - 50690	Fayette	\$18,825	56
Kaleidoscope ABA Inc - 50691	Cherokee	\$24,417	6
Kingfisher Academy - 50693	DeKalb	\$8,844	8
King's Way Christian School - 11297	Douglas	\$7,767	9
Lafayette Christian School - 50694	Troup	\$18,290	29
LaGrange Academy - 11339	Troup	\$9,101	2
Landmark Christian School - 11435	Fulton	\$15,885	2
Legacy Community Academy - 50619	Fulton	\$7,029	12
Life Christian Academy - 11299	Clayton	\$6,541	88
Light of the World Christian Academy of Atlanta - 50696	Fulton	\$8,760	43
Link School The - 11322	Cobb	\$12,096	26
Lionheart School - 50699	Fulton	\$27,000	22
Lithonia Adventist Academy - 11372	DeKalb	\$7,450	2
Living Way Christian Academy - 11153	Bartow	\$8,162	12
Loganville Christian - 11300	Walton	\$10,456	8
Lyndon Academy - 50701	Cherokee	\$14,346	13
Maranatha Christian Academy - 11224	Hall	\$8,481	8
McGinnis Woods Country Day School - 50702	Forsyth	\$13,080	11
MDE School LLC - 11157	Cobb	\$21,354	48
Memorial Day School - 50703	Chatham	\$8,987	41
Metropolitan Christian Schools - 11365	Fulton	\$7,500	2
Mill Springs Academy - 50704	Fulton	\$25,292	155
Miller's Military Academy - 50705	DeKalb	\$8,546	74
Mohammed Schools of Atlanta - 436	Fulton	\$5,925	2
Monroe Country Day School - 11417	Walton	\$7,500	6
Montessori Academy at Sharon Springs - 50707	Forsyth	\$11,030	2
Montessorri at Vickery - 11340	Forsyth	\$10,710	1
Mount Bethel Christian Academy - 11341	Cobb	\$15,510	32
Mount de Sales Academy - 50711	Bibb	\$14,350	9
MOUNT PARAN CHRISTIAN SCHOOL - 340	Cobb	\$19,097	24
Mount Vernon Presbyterian School - 11154	Fulton	\$35,885	26
Mountain Area Christian Academy - 50713	Fannin	\$9,352	15
New Creation Christian Academy - 50716	Henry	\$5,349	18
New Heights Academy INC – 11464	Fulton	\$19,500	8
New Horizon New Direction - 11379	Spalding	\$6,418	35

GSNS School	County	Average Tuition	Number Students
North Cobb Christian School - 50717	Cobb	\$16,188	34
Notre Dame Academy - 11321	Gwinnett	\$22,164	31
Old Suwanee Christian School - 11373	Gwinnett	\$9,050	6
Omega Learning Center- Acworth Loc - 50719	Cobb	\$10,625	23
Omega Learning Center- Douglasville Loc - 50720	Douglas	\$9,470	50
Omega Private Academy - 11342	Forsyth	\$10,500	5
Our World at H.O.P.E. Park - 11429	Henry	\$12,500	38
Peachtree Academy Private School - 50726	Rockdale	\$7,114	14
Peoples Baptist Academy - 11160	Henry	\$8,250	10
Perimeter Christian School - 50727	Fulton	\$14,383	10
Piedmont Academy INC - 11459	Jasper	\$7,297	8
Piedmont School of Atlanta - 11317	DeKalb	\$25,850	12
Pinecrest Academy - 11436	Forsyth	\$16,447	3
Porter Academy - 50729	Fulton	\$18,745	37
PRINCE AVENUE CHRISTIAN SCHOOL - 372	Oconee	\$10,431	7
Providence Christian Academy - 50731	Gwinnett	\$19,707	30
Ramah Junior Academy - 11466	Chatham	\$8,000	2
Riverside Military Academy - 50732	Hall	\$37,994	25
Robert Toombs Christian Academy - 11228	Toombs	\$5,129	1
Sacred Heart School - 11445	Houston	\$9,505	4
Sage School - 50734	Gwinnett	\$23,823	30
Saint Andrews Montessori School - 11230	Bibb	\$8,704	1
Saint Andrew's School - 11303	Chatham	\$14,941	6
Saint Anne-Pacelli Catholic School - 11231	Muscogee	\$8,885	10
Saint Catherine of Siena Catholic School - 50735	Cobb	\$8,425	3
Saint George's Episcopal School - 11305	Lamar	\$10,102	5
Saint John Academy - 11320	Chatham	\$7,045	22
Saint Joseph Catholic School - 50736	Bibb	\$7,330	2
Saint Joseph's Catholic School - 11232	Cobb	\$8,650	2
Saint Martin's Episcopal - 11306	DeKalb	\$28,076	5
Schenck School - 50740	Fulton	\$36,815	44
Shallowford Presbyterian School - 11411	Fulton	\$6,125	15
Sherwood Christian Academy - 50741	Dougherty	\$8,760	1
Shiloh Christian Academy - 11233	Jasper	\$3,950	1
Shiloh Hills Christian School - 50742	Cobb	\$10,374	7
Skipstone Academy - 50743	Spalding	\$6,378	99
Skipstone Academy Westwood - 11430	Upson	\$6,506	23
Social Circle Christian School at First Baptist Church - 11437	Walton	\$4,725	4
Sola Fide Lutheran School - 11234	Gwinnett	\$7,050	2
Solid Foundation Christian Academy - 11453	DeKalb	\$10,392	26

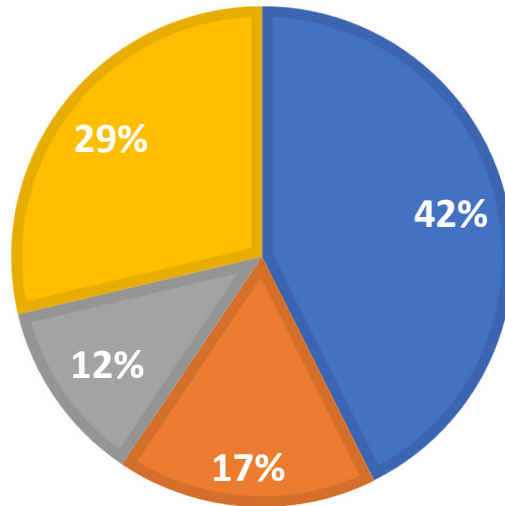
GSNS School	County	Average Tuition	Number Students
Solid Rock Academy - 50745	Clayton	\$8,200	20
Southside Christian School - 50748	Ware	\$5,907	42
Southwest Atlanta Christian Academy - 50749	Fulton	\$9,786	14
SPATIL A Private Learning Center - 11441	Fayette	\$8,480	2
Special Needs School of Gwinnett - 50751	Gwinnett	\$14,700	53
ST. FRANCIS DAY SCHOOL - 272	Fulton	\$17,637	214
ST. PAUL LUTHERAN SCHOOL - 923	Fayette	\$7,015	4
St. Peter the Apostle School - 11384	Chatham	\$6,843	8
Step By Step Enrichment Center - 11442	Henry	\$6,660	5
Stepping Stones Educational Therapy Ctr Inc. - 50752	Spalding	\$9,962	26
Strong Rock Christian School - 11307	Henry	\$14,009	19
Summit Autism Center of Atlanta - 50755	Fulton	\$34,929	7
Sylvan Learning Center - 11416	Floyd	\$10,000	19
Sylvan Learning Center - 11460	Muscogee	\$6,000	7
Tattnall Square Academy - 50756	Bibb	\$13,000	9
Terrell Academy - 11421	Dawson	\$6,070	2
The Academy LLC - 11456	Cobb	\$10,770	2
The Academy of Cartersville - 11426	Floyd	\$10,000	18
The Bridge Academy - 11361	Clayton	\$4,950	1
The Bridge of Georgia School - 11362	Walton	\$9,788	65
The Campus Academy - 11291	Muscogee	\$7,458	29
The Children's School - 11344	Fulton	\$22,750	1
The Christian Schools of Anointed Word - 11449	DeKalb	\$10,862	29
The E.J. Wright School for Success - 11425	Fulton	\$4,767	15
The Eliteminds Tutorial Learning Center	Chatham	\$8,160	5
The Epstein School - 11345	Fulton	\$24,600	1
The Forest School - 11434	Fayette	\$10,229	4
The Friends School of Atlanta - 50758	DeKalb	\$22,807	9
The Haven Academy - 11465	Cherokee	\$7,950	10
The Heritage School - 11329	Coweta	\$16,286	7
The Lighthouse - 50759	Fayette	\$12,500	1
The New School - 11443	Fulton	\$16,067	3
The SAE School - 11302	Cobb	\$10,286	12
The Swift School - 50761	Fulton	\$28,377	59
The Walker School - 11377	Cobb	\$27,893	12
The Wimbish School - 11380	Bibb	\$5,250	4
Threshold Community Program - 50634	DeKalb	\$31,713	8
THRIVE Christian Academy Inc. - 11388	DeKalb	\$8,579	89
Torah Day School of Atlanta - 50763	DeKalb	\$14,167	9
Trinity Christian School of Sharpsburg - 50765	Coweta	\$10,455	37

GSNS School	County	Average Tuition	Number Students
Trinity Prep of Loganville - 11210	Gwinnett	\$7,927	77
Triumph in Life Inc. - 11358	Fulton	\$10,000	7
True Partnership Christian Academy - 11367	Walton	\$8,188	16
Unity Christian School - 50766	Floyd	\$9,933	6
Urban Christian Academy - 11346	Chatham	\$8,735	15
Victory World Christian School - 50769	Gwinnett	\$9,111	7
Waldorf School of Atlanta - 50770	DeKalb	\$18,248	3
Warhill Christian Academy - 11400	Dawson	\$5,630	5
Waverly Hall Christian Academy - 50771	Harris	\$5,900	12
Westminster Christian Academy - 50772	Oconee	\$9,957	3
Westminster Schools of Augusta - 50773	Richmond	\$14,300	1
William and Reed Academy - 11347	Fulton	\$10,828	9
Wilson Academy - 11324	DeKalb	\$7,577	30
Woodfield Academy Inc. - 50775	Bibb	\$11,845	52
Woodward Academy - 149	Fulton	\$32,716	42
Wynbrook Christian School - 11385	Muscogee	\$8,332	16
Yeshiva Ohr Yisrael of Atlanta - 11308	Fulton	\$17,733	3
Grand Total			5,303

2020-2021 School Year- Student Assessment in Reading and Mathematics

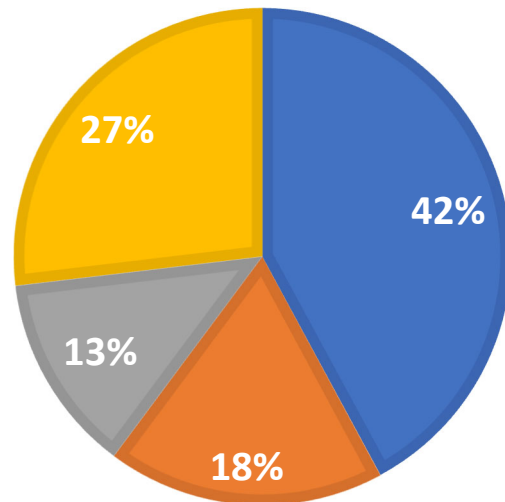
2020-2021 SCHOOL YEAR - STUDENT ASSESSMENT IN READING

■ Progress of 1 year ■ Progress of more than a year ■ No progress ■ Progress of less than a year



2020-2021 SCHOOL YEAR - STUDENT ASSESSMENT IN MATH

■ Progress of 1 year ■ Progress of more than a year ■ No progress ■ Progress of less than a year



2020-2021 School Year – Medical Waivers Granted

Medical Waivers Granted*

	FY21	FY20
JULY	8	1
AUGUST	12	15
SEPTEMBER	0	0
OCTOBER	12	0
NOVEMBER	11	15
DECEMBER	6	2
JANUARY	3	1
FEBRUARY	8	2
MARCH	7	4
APRIL	0	0
MAY	10	7
JUNE	4	4
TOTALS	81	51

* Pursuant to O.C.G.A. § 20-2-2114 (a)(3)
as enacted by HB70
during 2013 Legislative Session.