


Georgia Special Needs
Scholarship Program
2021-2022 End of School Year Report



January 25, 2023



- This page was intentionally left blank -

Table of Contents

Table of Contents	1
Executive Summary	2
Program Overview – 2021-2022 Georgia Special Needs Scholarship Program	3
2021-2022 School Year - Student Participation by Ethnicity	4
2021-2022 School Year - Student Participation by Gender	5
2021-2022 School Year - Student Participation by Program Entry	6
2021-2022 School Year – Students Entering Program with an Individualized Education Plan (IEP) by Disability Type	7
2021-2022 School Year - Student Participation by Grade Bands	8
2021-2022 School Year - School System of Origin for Georgia Special Needs Scholarship Students	9
2021-2022 School Year - Counties Where Georgia Special Needs Scholarship Private Schools Located	13
2021-2022 School Year - Student Participation and Average Tuition by Private School Providers	14
2021-2022 School Year- Student Assessment in Reading and Mathematics	21
2021-2022 School Year- Parent Satisfaction Survey Results	22
2021-2022 School Year- Medical/Behavioral Waivers Granted	23

Executive Summary

Senate Bill 10 as signed into law on May 18, 2007, created the Georgia Special Needs Scholarship (GSNS) Program which allows parents of eligible special needs students to transfer their children to another public school, public school system, state school, or approved participating private school. On July 1, 2021, OCGA § 20-2-2114 was further amended so that students with 504 plans for certain conditions are eligible to participate.

This report represents the results for the 2021-2022 school year as required by O.C.G.A. § 20-2-2118, which stipulates that the Governor's Office of Student Achievement, in conjunction with the Georgia Department of Education (GaDOE) shall provide the General Assembly with a report regarding the scholarship program for the previous fiscal year. This was the fifteenth school year the GSNS Program was administered.

2021-2022 Program Highlights

- Total student participation in the program increased from the previous school year by **485** with **5,788 total GSNS** students enrolled in private schools.
- The number of participating private schools increased by **18** with **273** total participating schools.
- **22** was the average number of students enrolled in a participating private school.
- Of the **5,788** students enrolled, program entry was through a(n):
 - Individualized Education Plan (IEP): **5,544**
 - 504 Plan: **214**
 - Kindergarten, via receipt of Pre-K Special Education services: **30**
- **Participating student demographics are**
 - **32% Female, 68% Male**
 - **30.39% Black, 54.18% White, and 15.43% Asian/Hispanic/Native American/Multi-Racial.**
- **\$38,140,099** was paid in fiscal year **2022** for scholarships to students.
- **\$6,590** was the average annual scholarship amount for students.

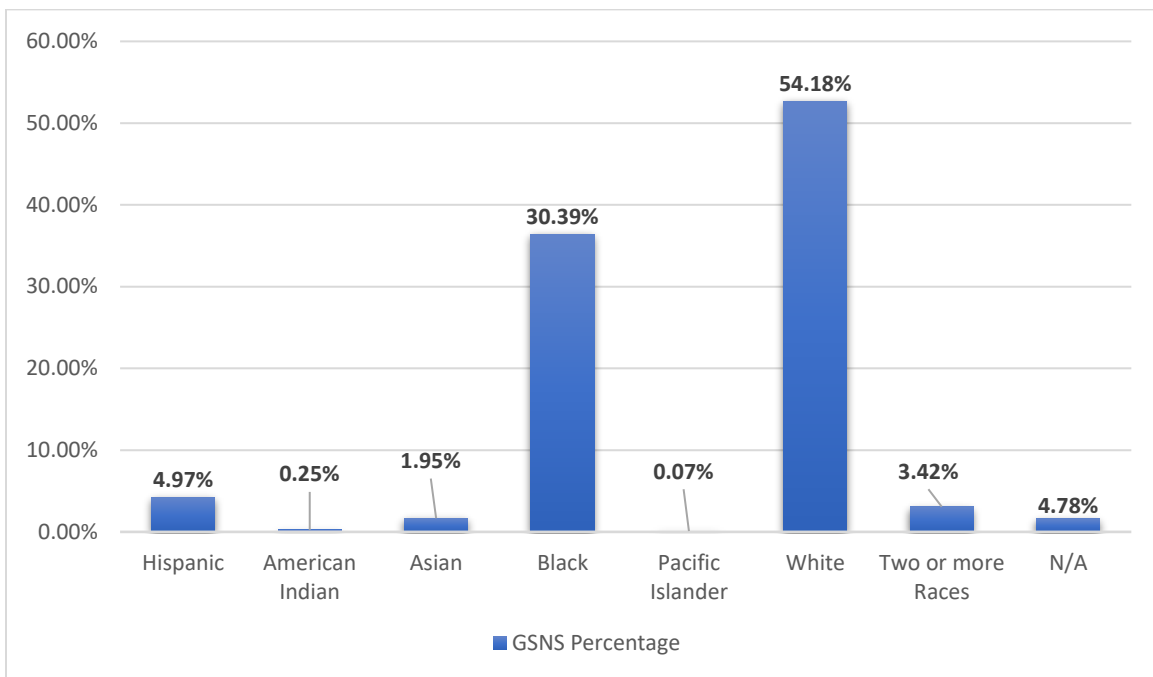
Program Overview – 2021-2022 Georgia Special Needs Scholarship Program

Program Information	Count
Total number of students receiving scholarships during the 2021-2022 school year.	5,788
Number of new private schools participating in the GSNS Program for the 2021-2022 school year	18
Number of private schools returning from 2021-2022 school year	255
Total number of private schools participating in GSNS for 2021-2022 school year	273
Highest enrollment in a single school	250
Average number of scholarship students per school	22
Georgia public school systems impacted by scholarship student withdrawals	135
Financial Information	Amounts
Total scholarship payments statewide for FY22	\$38,140,099
Range of annual scholarship award amounts for GSNS students	\$1,256 - \$14,734
Average annual scholarship award amount	\$6,590
Average of total annual scholarship payments provided to participating private schools	\$143,383
Average amount of annual tuition charged by participating private schools	\$13,060

2021-2022 School Year - Student Participation by Ethnicity

Race/ Ethnicity	Ethnic Hispanic	Race American Indian	Race Asian	Race Black	Race Pacific Islander	Race White	Two or more Races	N/A	Total
GSNS Students	288	14	113	1,759	3	3,136	198	277	5,788
GSNS Percentage	4.97%	0.24%	1.95%	30.39%	0.07%	54.18%	3.42%	4.78%	100%

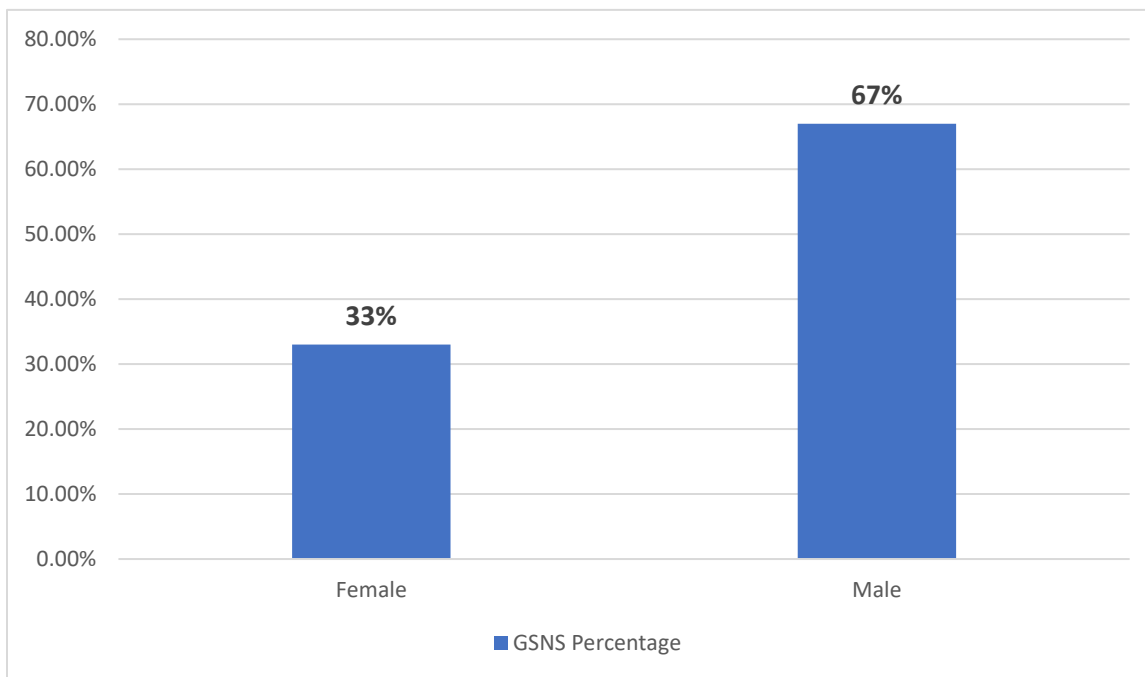
*Enrollment from October 5, 2021, FTE count from 2022-1 Report



2021-2022 School Year - Student Participation by Gender

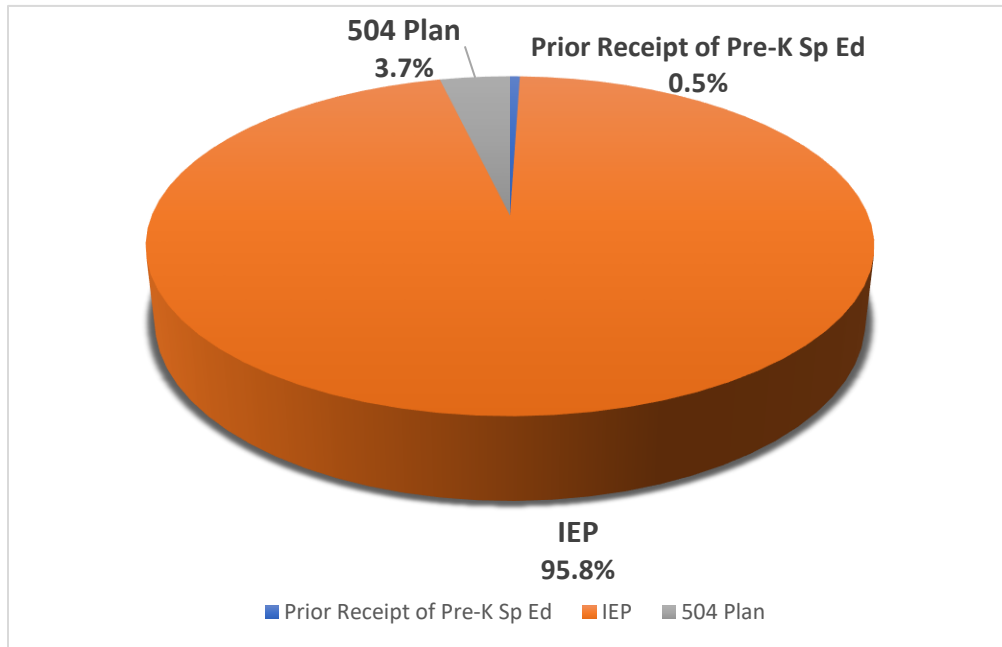
Students	Female	Male	Total
GSNS Students	1,901	3,887	5,788
GSNS Percentage	33%	67%	100%

*Enrollment from October 5, 2021, FTE count from 2022-1 Report



2021-2022 School Year - Student Participation by Program Entry

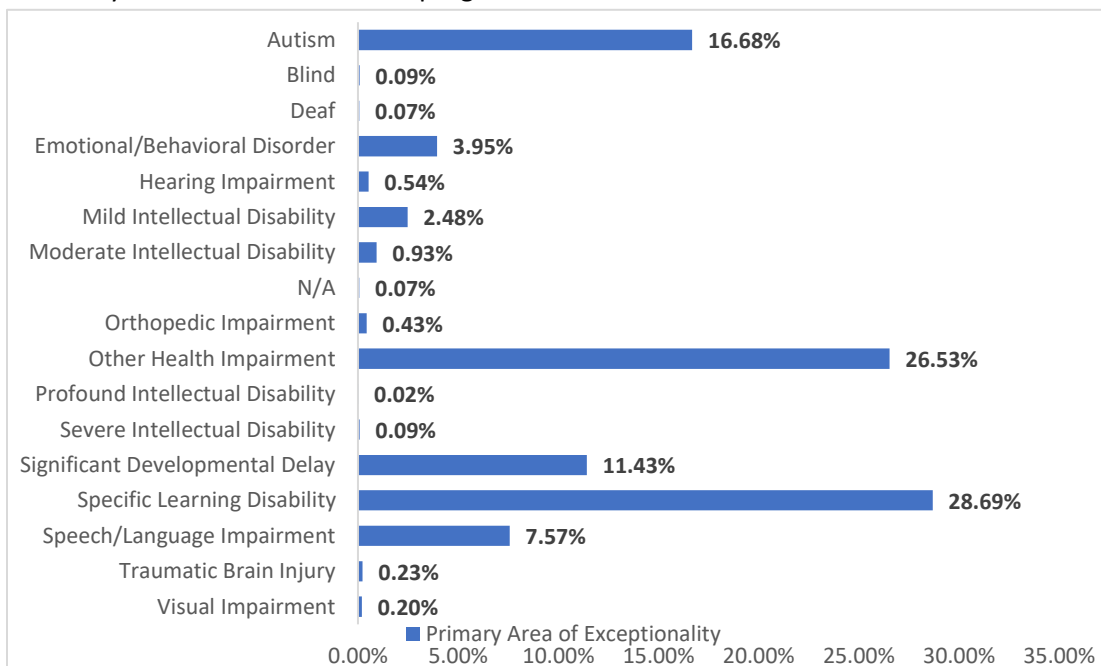
Program Entry	Number	Percent
IEP	5,544	95.8%
504 Plan	214	3.7%
Prior Receipt of Pre-K Special Education	30	0.5%
TOTAL	5,788	100.0%



2021-2022 School Year – Students Entering Program with an Individualized Education Plan (IEP) by Disability Type

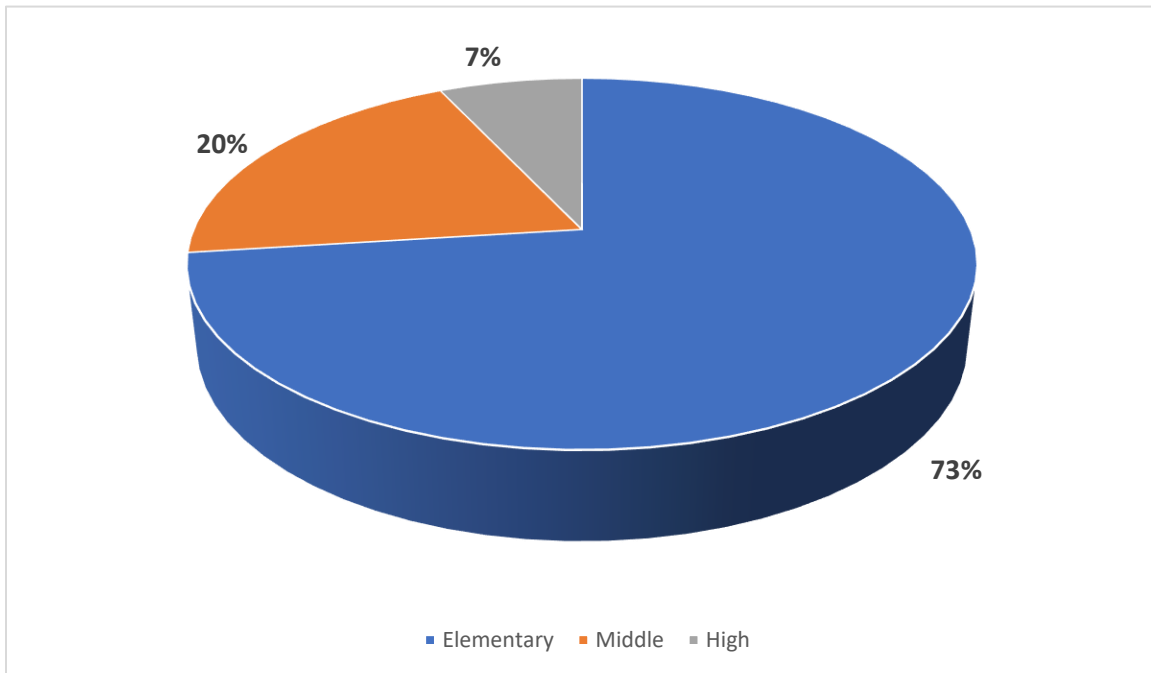
IEP Primary Area of Exceptionality	Number of IEP Qualifying Students	Percentage
Autism	930	16.68%
Blind	5	0.09%
Deaf	4	0.07%
Emotional/Behavioral Disorder	220	3.95%
Hearing Impairment	30	0.54%
Mild Intellectual Disability	138	2.48%
Moderate Intellectual Disability	52	0.93%
N/A	4	0.07%
Orthopedic Impairment	24	0.43%
Other Health Impairment	1,479	26.53%
Profound Intellectual Disability	1	0.02%
Severe Intellectual Disability	5	0.09%
Significant Developmental Delay	637	11.43%
Specific Learning Disability	1,599	28.69%
Speech/Language Impairment	422	7.57%
Traumatic Brain Injury	13	0.23%
Visual Impairment	11	0.20%
Grand Total	5,574*	100.00%

*Only includes students in the program with an IEP. It does not include 504 students.



2021-2022 School Year - Student Participation by Grade Bands

Grade Level	GSNS Students	Percent
Elementary	4,234	73%
Middle	1,148	20%
High	406	7%
Total	5,788	100%



2021-2022 School Year - School System of Origin for Georgia Special Needs Scholarship Students

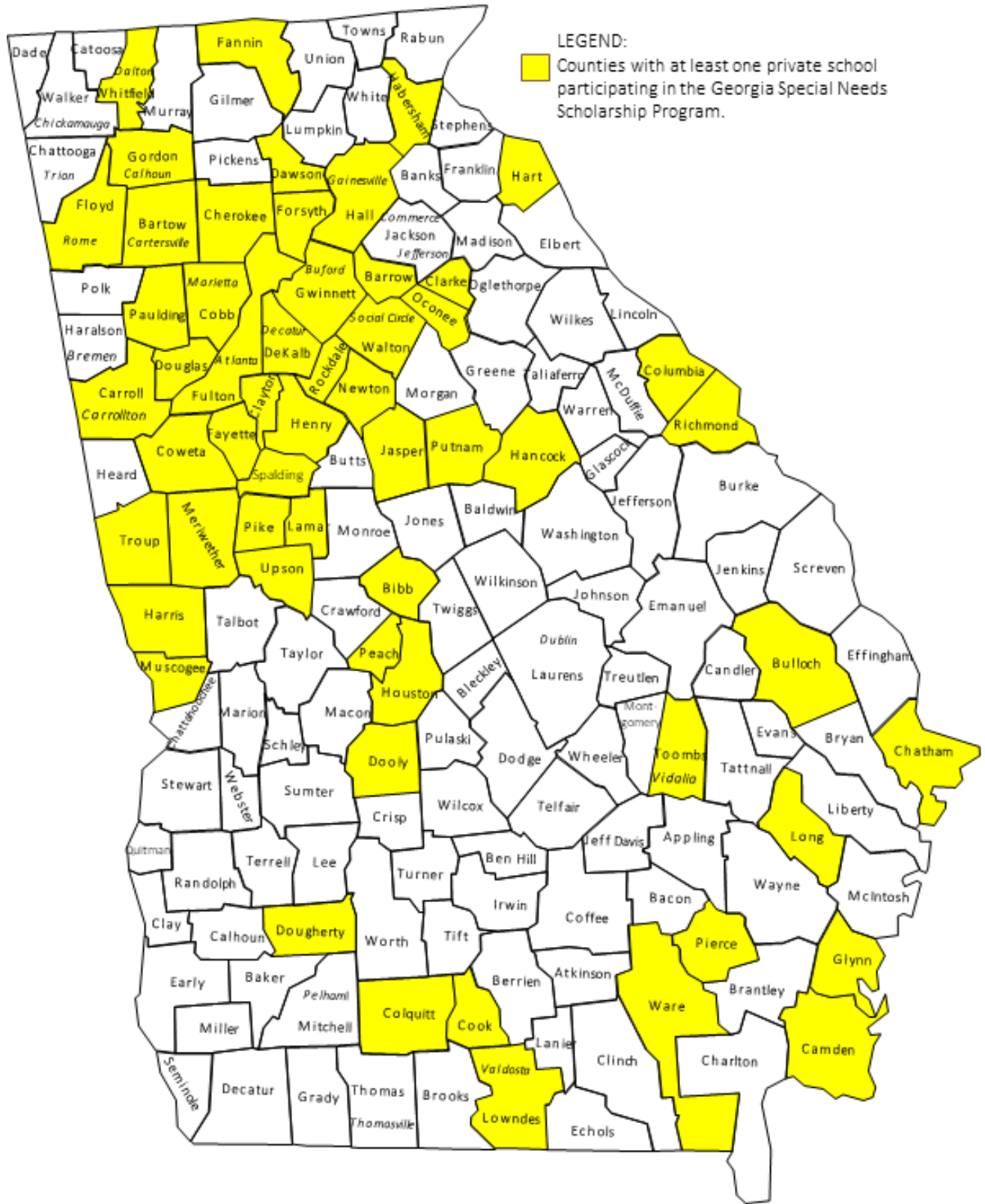
School System	Number of Students	Percentage of all GSNS Students
Atlanta Public Schools	370	6.39%
Baldwin County	14	0.24%
Banks County	1	0.02%
Barrow County	14	0.24%
Bartow County	28	0.48%
Ben Hill County	1	0.02%
Bibb County	56	0.97%
Bleckley County	1	0.02%
Brantley County	8	0.14%
Bryan County	4	0.07%
Buford City	4	0.07%
Bulloch County	3	0.05%
Butts County	23	0.40%
Calhoun City	1	0.02%
Camden County	49	0.85%
Carroll County	6	0.10%
Carrollton City	1	0.02%
Cartersville City	16	0.28%
Catoosa County	1	0.02%
Chattahoochee County	2	0.03%
Chattooga County	1	0.02%
Cherokee County	161	2.78%
City Schools of Decatur	63	1.09%
Clarke County	30	0.52%
Clayton County	106	1.83%
Cobb County	696	12.02%
Colquitt County	12	0.21%
Columbia County	23	0.40%
Cook County	2	0.03%
Coweta County	96	1.66%
Crawford County	4	0.07%
Crisp County	3	0.05%
Dalton Public Schools	3	0.05%
Dawson County	7	0.12%
DeKalb County	664	11.47%
Dougherty County	1	0.02%
Douglas County	70	1.21%

School System	Number of Students	Percentage of all GSNS Students
Effingham County	6	0.10%
Elbert County	1	0.02%
Evans County	1	0.02%
Fannin County	7	0.12%
Fayette County	182	3.14%
Floyd County	19	0.33%
Forsyth County	213	3.68%
Franklin County	7	0.12%
Fulton County	549	9.49%
Gainesville City	10	0.17%
Gilmer County	2	0.03%
GlascocK County	1	0.02%
Glynn County	21	0.36%
Gordon County	4	0.07%
Griffin-Spalding County	95	1.64%
Gwinnett County	521	9.00%
Habersham County	1	0.02%
Hall County	33	0.57%
Hancock County	5	0.09%
Harris County	12	0.21%
Hart County	27	0.47%
Henry County	278	4.80%
Houston County	26	0.45%
Jackson County	12	0.21%
Jasper County	4	0.07%
Jefferson City	6	0.10%
Jones County	8	0.14%
Lamar County	13	0.22%
Lee County	3	0.05%
Liberty County	5	0.09%
Long County	1	0.02%
Lowndes County	2	0.03%
Lumpkin County	6	0.10%
Macon County	1	0.02%
Madison County	7	0.12%
Marietta City	19	0.33%
McDuffie County	2	0.03%
Meriwether County	15	0.26%
Monroe County	6	0.10%
Morgan County	4	0.07%

School System	Number of Students	Percentage of all GSNS Students
Muscogee County	116	2.00%
Newton County	113	1.95%
Oconee County	12	0.21%
Oglethorpe County	1	0.02%
Paulding County	72	1.24%
Peach County	9	0.16%
Pickens County	1	0.02%
Pierce County	5	0.09%
Pike County	16	0.28%
Polk County	2	0.03%
Pulaski County	2	0.03%
Putnam County	1	0.02%
Rabun County	1	0.02%
Richmond County	62	1.07%
Rockdale County	58	1.00%
Rome City	9	0.16%
Savannah-Chatham County	241	4.16%
Social Circle City	2	0.03%
State Charter Schools II-Brookhaven Innovation Academy	10	0.17%
State Charter Schools II-Coweta Charter Academy	6	0.10%
State Charter Schools II-Fulton Leadership Academy	2	0.03%
State Charter Schools II-Genesis Innovation Academy for Boys	4	0.07%
State Charter Schools II-International Academy of Smyrna	2	0.03%
State Charter Schools II-International Charter Academy of Georgia	3	0.05%
State Charter Schools II-Liberty Tech Charter Academy	5	0.09%
State Charter Schools II-Resurgence Hall Charter School	1	0.02%
State Charter Schools II-SAIL Charter Academy - School for Arts-Infused Learning	2	0.03%
State Charter Schools II-SLAM Academy of Atlanta	1	0.02%
State Charter Schools II-Yi Hwang Academy of Language Excellence	1	0.02%
State Charter Schools-Cherokee Charter Academy	7	0.12%

School System	Number of Students	Percentage of all GSNS Students
State Charter Schools-Dubois Integrity Academy	3	0.05%
State Charter Schools-Georgia Connections Academy	20	0.35%
State Charter Schools-Georgia Cyber Academy	91	1.57%
State Charter Schools-Georgia School for Innovation and the Classics	3	0.05%
State Charter Schools-International Charter School of Atlanta	5	0.09%
State Charter Schools-Ivy Preparatory Academy Inc	4	0.07%
State Charter Schools-Odyssey Charter School	21	0.36%
State Charter Schools-Utopian Academy for the Arts Charter School	2	0.03%
State Schools-Atlanta Area School for the Deaf	1	0.02%
Tattnall County	1	0.02%
Taylor County	6	0.10%
Telfair County	1	0.02%
Thomaston-Upson County	9	0.16%
Thomasville City	1	0.02%
Tift County	6	0.10%
Toombs County	1	0.02%
Trion City	1	0.02%
Troup County	32	0.55%
Union County	11	0.19%
Walker County	4	0.07%
Walton County	69	1.19%
Ware County	30	0.52%
Washington County	2	0.03%
White County	1	0.02%
Whitfield County	11	0.19%
Wilkinson County	2	0.03%
Worth County	3	0.05%
Grand Total	5,788	100.00%

2021-2022 School Year - Counties Where Georgia Special Needs Scholarship Private Schools Located



2021-2022 School Year - Student Participation and Average Tuition by Private School Providers

GSNS School	Tuition	Number Students
ABC Montessori School - 50595	\$10,760	13
ABLE Christian School - 11356	\$7,841	39
Academe of the Oaks - 11333	\$18,750	5
Academy at North Fulton - 11164	\$14,998	39
Academy of Innovation - 11383	\$16,222	26
Advance Academy - 50596	\$14,000	39
Advance Learning Academy - 50597	\$6,904	48
Agape Jr. Academy - 11213	\$4,144	9
Alexsander Academy - 50598	\$18,412	17
Alpharetta International Academy - 11473	\$10,300	1
Arete Preparatory School - 11393	\$9,727	22
Arlington Christian School - 11316	\$7,500	10
Ash Tree Learning Center - 50602	\$9,745	26
Athens Christian School - 50603	\$7,927	21
Atlanta Academy The - 11326	\$21,363	16
Atlanta Girl's School - 50605	\$28,040	9
Atlanta Jewish Academy - 11360	\$23,750	6
Atlanta Prep LLC - 11480	\$12,754	7
Atlanta Speech School - 50606	\$39,890	9
Atlanta STEM Academy - 11325	\$9,609	19
Augusta Christian Schools - 50607	\$13,644	18
Barnes Academy - 50610	\$6,821	34
Bedford School - 50612	\$19,797	101
Benjamin Academy - 11431	\$12,769	13
Benjamin Franklin Academy - 11152	\$62,936	11
Berean Christian Junior Academy - 11166	\$6,575	3
Bethesda Academy - 11289	\$8,000	9
Bible Baptist Christian School - 50613	\$6,563	6
Blessed Trinity Catholic High School - 11169	\$13,632	19
Braddy Preparatory Academy - 50615	\$10,275	42
Brandon Hall - 50617	\$31,050	10
Braselton Christian Academy - 11215	\$9,726	52
Bridgeway Christian Academy - 50618	\$11,674	18
Bright Future Academy - 11368	\$9,219	2
Brightmont Academy - 11485	\$24,500	1
Brookwood Christian Language School - 50620	\$19,315	62
Brunswick Christian Academy - 50621	\$5,929	17

GSNS School	Tuition	Number Students
Bulloch Academy Inc - 11475	\$8,556	1
Byron Christian Academy - 50623	\$3,979	12
Calvary Christian School of Columbus - 11216	\$9,531	40
Calvary's Harvest Christian Academy - 11369	\$8,565	10
Camp Jewell - 11156	\$19,688	96
Campus The - 50625	\$11,726	80
CAN Academy - 11170	\$6,685	46
Carman Adventist School - 11479	\$5,160	1
Carolyn Barron Montessori School - 11292	\$8,833	3
Central Christian School - 11374	\$11,233	20
Central Fellowship Christian Academy - 50627	\$8,243	8
CH Terrell Academy - 50628	\$8,550	9
Chapel Hill Christian School - 11370	\$5,900	1
Chatham Academy at Royce - 50629	\$19,811	57
Chaya Mushka Children's Home - 11334	\$13,700	1
CHEROKEE CHRISTIAN SCHOOLS INC - 297	\$11,610	5
Choice Educational Academy - 11427	\$10,951	26
Christian Heritage School - 50630	\$12,702	17
Christine Elizabeth Academy - 11490	\$8,250	1
Chryalis Experiential Academy - 50631	\$10,604	23
ClearWater Academy - 50632	\$25,200	35
CLIFF VALLEY SCHOOL INC. - 189	\$18,980	5
Closer Look Academy - 11211	\$6,967	3
Collective Learning Academy - 11414	\$38,167	3
Colquitt Christian Academy of Moultrie - 11458	\$6,668	10
Community Christian Academy - 11419	\$4,500	2
Community Christian School - 50633	\$11,224	21
Connections School of Atlanta - 11371	\$28,000	7
CORE Community School - 11394	\$17,511	62
Cornerstone Preparatory Academy - 50637	\$6,731	9
Cornerstone Schools Inc. - 50638	\$9,289	19
Cottage School The - 50639	\$26,946	159
Covenant Christian Academy - 50641	\$8,700	16
Covington Academy - 50643	\$8,364	77
Creekside Christian Academy - 50644	\$8,329	7
CrossPointe Christian Academy - 11315	\$8,312	11
Cumberland Academy of GA - 50645	\$29,036	80
Cumberland Christian Academy - 11159	\$9,252	19
Curtis Baptist School - 11206	\$8,812	20
Decatur Adventist Junior Academy - 50647	\$5,692	12
Dominion Christian High School - 50648	\$10,050	20

GSNS School	Tuition	Number Students
Dominion Leadership Academy - 11492	\$6,025	10
Double Helix STEAM School - 11439	\$10,000	12
Downtown Academy - 11375	\$7,200	3
Duluth Adventist Christian School - 11293	\$6,000	1
Eagles Landing Christian Academy - 50649	\$14,982	20
Eaton Academy - 50650	\$22,314	42
Ellis School of Atlanta - 11399	\$56,020	2
Evangel Temple Christian Academy - 50652	\$4,500	12
Evans Christian Academy - 50653	\$7,691	1
Excel Christian Academy - 11418	\$1,750	1
Faith Baptist Christian Academy - 50654	\$4,500	1
Faith Christian Academy of Griffin - 50655	\$6,040	20
Faith Lutheran Church and School - 11432	\$9,500	1
Fideles Christian School - 50657	\$4,545	9
First Baptist Christian School - 11488	\$7,780	6
Flint River Academy - 11294	\$7,258	3
Foundations for the Future - 50660	\$13,180	4
Friendship Christian School - 50661	\$10,956	20
Fullington Academy - 50662	\$6,840	7
Furtah Preparatory School - 50663	\$11,142	61
Gatewood Schools - 50666	\$8,360	2
Genesis Preparatory Academy - 11469	\$6,500	2
George Walton Academy - 11415	\$13,499	9
Gerard Preparatory Academy - 50616	\$8,053	56
God's Foundation Christian Academy - 11387	\$6,000	3
Grace Christian Academy - 11312	\$6,888	30
GracePoint School - 11219	\$23,650	50
Greater Atlanta Adventist Academy - 11161	\$7,036	5
Green Pastures Christian Schools - 50668	\$5,525	4
Greenforest McAlep Christian Academy - 50670	\$8,642	14
Griffin Christian High School - 11220	\$5,680	10
Harbour Oaks Montessori School Inc - 11471	\$10,588	8
Heart of Hope Academy - 50672	\$18,000	7
Hebron Christian Academy - 11395	\$12,207	34
Heirway Christian Academy - 11221	\$6,557	10
Heritage Christian Academy - 11208	\$7,450	8
Hess Academy - 11295	\$16,553	9
Hills Academy - 11423	\$7,229	35
Hillside Montessori of Lagrange - 11476	\$6,900	2
Hirsch Academy - 50674	\$31,250	12
Holy Innocent's Episcopal School - 50675	\$29,402	6

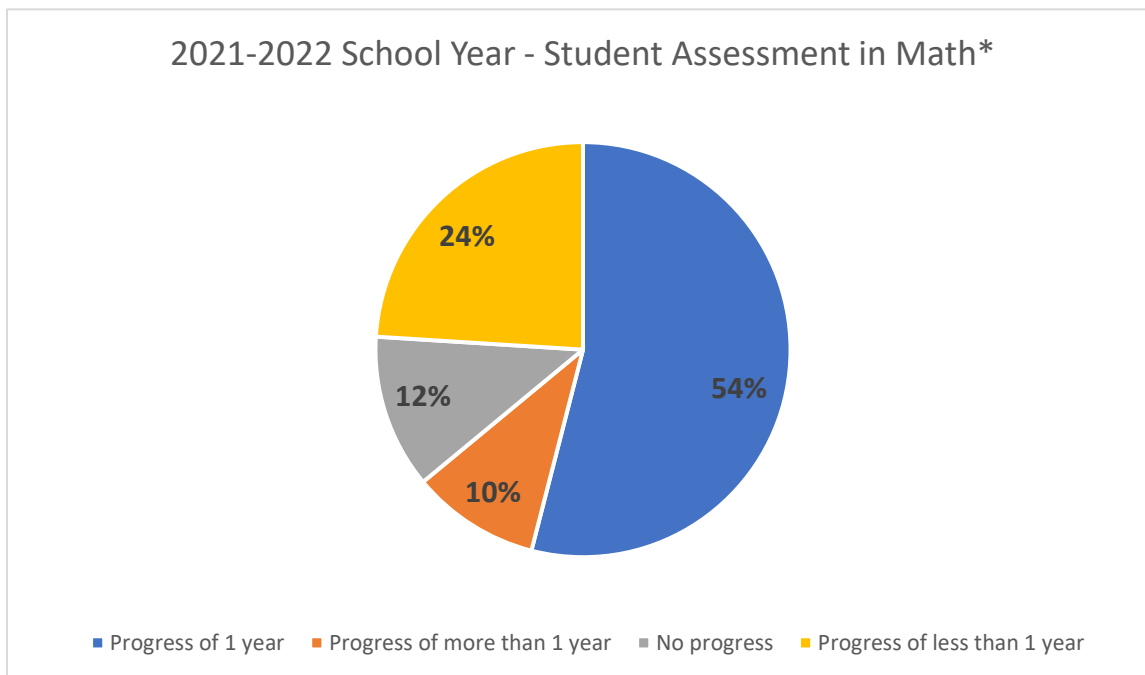
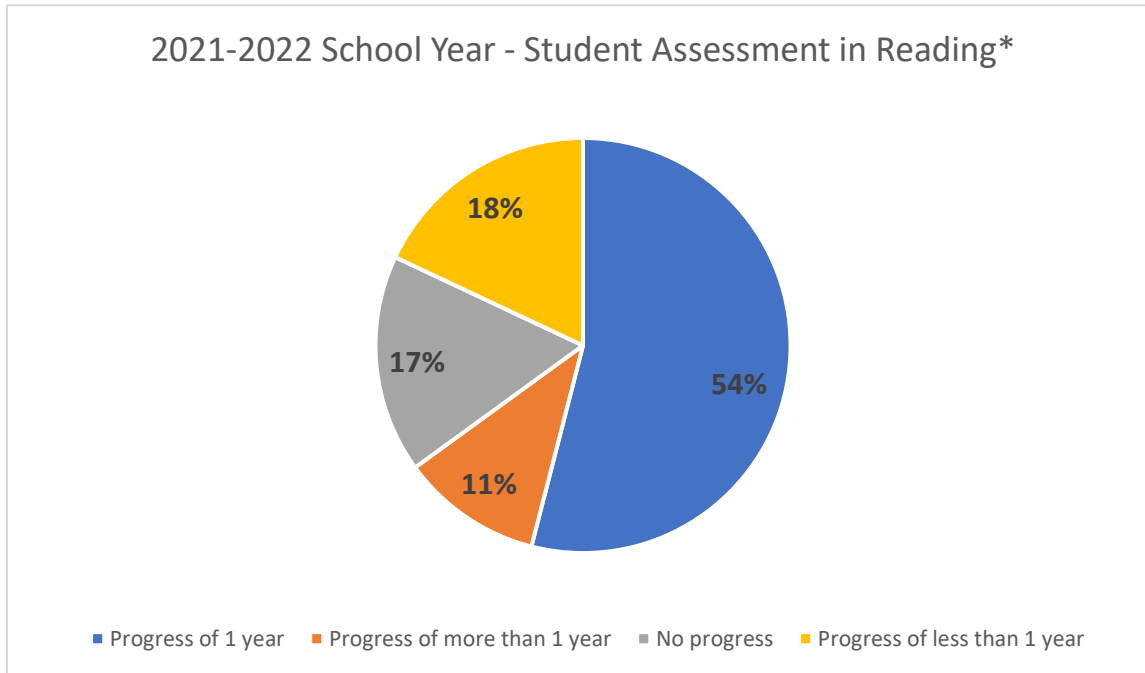
GSNS School	Tuition	Number Students
Holy Spirit Preparatory School - 50676	\$23,348	13
Hope Springs Christian Learning Center - 11158	\$10,313	12
Horizon Christian Academy - 50681	\$11,135	39
Howard Scholars Academy - 11463	\$8,552	46
Howard School - 50683	\$37,279	131
Imhotep Academy - 11223	\$10,608	12
Immaculate Conception Catholic Schools - 11338	\$16,453	36
International Montessori School Auburn - 11470	\$9,071	2
Jacob's Ladder - 50687	\$49,761	67
John Coble Elementary - 50688	\$5,048	1
John Hancock Academy - 50689	\$4,944	27
Joseph Sams School - 50690	\$18,508	48
Kaleidoscope ABA Inc - 50691	\$24,694	5
Kingfisher Academy - 50693	\$9,000	10
King's Way Christian School - 11297	\$7,900	8
Kulima Montessori - 11489	\$15,500	2
Lafayette Christian School - 50694	\$19,591	33
LaGrange Academy - 11339	\$9,650	1
Landmark Christian School - 11435	\$16,267	7
Lanier Christian Academy - 11482	\$8,781	5
Liberty Eagle Academy - 11481	\$8,500	2
Life Christian Academy - 11299	\$6,608	103
Light of the World Christian Academy of Atlanta - 50696	\$8,857	46
Link School The - 11322	\$12,778	27
Lionheart School - 50699	\$27,000	23
Lithonia Adventist Academy - 11372	\$7,450	2
Living Way Christian Academy - 11153	\$8,129	15
Loganville Christian - 11300	\$10,780	15
Lyndon Academy - 50701	\$14,291	11
Majestic Preparatory Academy - 11483	\$8,600	7
Maranatha Christian Academy - 11224	\$7,400	5
McGinnis Woods Country Day School - 50702	\$13,425	8
MDE School LLC - 11157	\$22,000	65
Memorial Day School - 50703	\$8,936	35
Metropolitan Christian Schools - 11365	\$7,475	4
Mill Springs Academy - 50704	\$25,720	159
Miller's Military Academy - 50705	\$8,463	57
Mohammed Schools of Atlanta - 436	\$5,863	4
Monroe Country Day School - 11417	\$8,250	4
Montessori Academy at Sharon Springs - 50707	\$11,358	8
Montessori at Vickery - 11340	\$11,730	3

GSNS School	Tuition	Number Students
Mount Bethel Christian Academy - 11341	\$17,039	33
Mount de Sales Academy - 50711	\$14,710	9
MOUNT PARAN CHRISTIAN SCHOOL - 340	\$19,020	25
Mount Vernon Presbyterian School - 11154	\$26,224	38
Mountain Area Christian Academy - 50713	\$9,677	16
New Creation Christian Academy - 50716	\$5,478	19
New Heights Academy INC - 11464	\$19,500	12
New Horizon New Direction - 11379	\$6,152	27
North Cobb Christian School - 50717	\$16,409	40
Notre Dame Academy - 11321	\$19,516	27
Old Suwanee Christian School - 11373	\$8,913	8
Omega Learning Center- Acworth Loc - 50719	\$10,726	19
Omega Learning Center- Douglasville Loc - 50720	\$9,382	53
Omega Private Academy - 11342	\$10,500	3
Our Lady of Mercy Catholic HS - 50722	\$13,800	1
Our World at H.O.P.E. Park - 11429	\$12,500	46
Peachtree Academy Private School - 50726	\$8,077	13
Peoples Baptist Academy - 11160	\$8,350	9
Perimeter Christian School - 50727	\$12,441	11
Piedmont Academy INC - 11459	\$7,309	28
Piedmont School of Atlanta - 11317	\$27,800	13
Pinecrest Academy - 11436	\$16,047	3
Porter Academy - 50729	\$18,847	45
PRINCE AVENUE CHRISTIAN SCHOOL - 372	\$10,757	7
Providence Christian Academy - 50731	\$19,126	45
Providence School of Tifton - 11478	\$11,123	7
Ramah Junior Academy - 11466	\$8,500	4
Riverside Military Academy - 50732	\$40,427	23
Robert Toombs Christian Academy - 11228	\$5,129	1
Sacred Heart School - 11445	\$8,056	10
Sage School - 50734	\$23,858	43
Saint Andrews Montessori School - 11230	\$8,704	1
Saint Andrew's School - 11303	\$15,241	6
Saint Anne-Pacelli Catholic School - 11231	\$9,355	12
Saint Catherine of Siena Catholic School - 50735	\$8,998	3
Saint George's Episcopal School - 11305	\$10,261	7
Saint John Academy - 11320	\$6,944	18
Saint Joseph Catholic School - 50736	\$8,136	4
Saint Joseph's Catholic School - 11232	\$9,255	2
Saint Martin's Episcopal - 11306	\$26,958	7
Schenck School - 50740	\$38,300	54

GSNS School	Tuition	Number Students
Shallowford Presbyterian School - 11411	\$7,341	16
Sherwood Christian Academy - 50741	\$8,760	1
Shiloh Hills Christian School - 50742	\$9,280	12
Skipstone Academy - 50743	\$6,407	82
Skipstone Academy Westwood - 11430	\$6,305	21
Social Circle Christian School at First Baptist Church - 11437	\$4,683	6
Sola Fide Lutheran School - 11234	\$7,850	2
Solid Foundation Christian Academy - 11453	\$10,315	20
Solid Rock Academy - 50745	\$8,246	21
Southern Raised Learning Academy - 11474	\$15,000	13
Southside Christian School - 50748	\$6,139	40
Southwest Atlanta Christian Academy - 50749	\$9,885	13
SPATIL A Private Learning Center - 11441	\$8,480	2
Special Needs School of Gwinnett - 50751	\$15,000	67
ST. FRANCIS DAY SCHOOL - 272	\$18,715	250
St. John the Evangelist - 11401	\$7,945	1
ST. PAUL LUTHERAN SCHOOL - 923	\$7,296	9
St. Peter the Apostle School - 11384	\$6,954	10
Step By Step Enrichment Center - 11442	\$6,414	7
Stepping Stones Educational Therapy Ctr Inc. - 50752	\$10,000	28
Strong Rock Christian School - 11307	\$21,242	22
Summit Autism Center of Atlanta - 50755	\$36,563	8
Sylvan Learning Center Columbus - 11460	\$6,000	28
Sylvan Learning Center Rome - 11416	\$10,000	21
Tattnall Square Academy - 50756	\$10,209	10
Terrell Academy - 11421	\$6,173	3
The Academy GA - 11456	\$12,250	4
The Academy of Cartersville - 11426	\$10,000	17
The Bridge Academy - 11361	\$6,000	5
The Bridge of Georgia School - 11362	\$10,324	61
The Campus Academy - 11291	\$7,171	27
The Children's School - 11344	\$22,015	2
The Christian Schools of Anointed Word - 11449	\$10,798	20
The E.J. Wright School for Success - 11425	\$5,600	15
The Eliteminds Tutorial Learning Center	\$8,400	3
The Epstein School - 11345	\$25,388	2
The Forest School - 11434	\$10,386	9
The Friends School of Atlanta - 50758	\$23,621	10
The Haven Academy - 11465	\$8,343	27
The Heritage School - 11329	\$16,583	6

GSNS School	Tuition	Number Students
The New School - 11443	\$16,175	4
The SAE School - 11302	\$12,091	17
The Swift School - 50761	\$30,853	80
The Walker School - 11377	\$26,546	23
The Wimbish School - 11380	\$5,250	2
Threshold Community Program - 50634	\$32,088	8
THRIVE Christian Academy Inc. - 11388	\$7,347	102
Torah Day School of Atlanta - 50763	\$14,614	14
Trinity Christian School of Sharpsburg - 50765	\$11,546	33
Trinity Prep of Loganville - 11210	\$8,468	73
Triumph in Life Inc. - 11358	\$10,000	4
True Partnership Christian Academy - 11367	\$8,483	30
Unity Christian School - 50766	\$10,483	6
Urban Christian Academy - 11346	\$8,728	8
Waldorf School of Atlanta - 50770	\$17,515	2
Warhill Christian Academy - 11400	\$5,861	22
Waverly Hall Christian Academy - 50771	\$5,900	12
Westminster Christian Academy - 50772	\$9,836	2
Westminster Schools of Augusta - 50773	\$15,308	3
William and Reed Academy - 11347	\$10,535	17
Wilson Academy - 11324	\$7,883	21
Woodfield Academy Inc. - 50775	\$12,800	52
Woodward Academy - 149	\$33,631	48
Wynnbrook Christian School - 11385	\$8,393	17
Yeshiva Ohr Yisrael of Atlanta - 11308	\$17,700	2
Average Tuition & Total Students	\$13,060	5,788

2021-2022 School Year- Student Assessment in Reading and Mathematics



*Graphs reflect information as provided by individual participating private schools. Assessments vary across participating schools and are not comparable from one private school to the next.

2021-2022 School Year- Parent Satisfaction Survey Results

How satisfied were you with the Georgia Special Needs Scholarship Program during the 21-22 school year?

Point Scale Value = 4 Very Satisfied	Point Scale Value = 3 Satisfied	Point Scale Value = 2 Unsatisfied	Point Scale Value = 1 Very Unsatisfied
64.3%	27.1%	2.7%	5.9%

How likely are you to recommend the Georgia Special Needs Scholarship program to others?

Point Scale Value = 4 Very Satisfied	Point Scale Value = 3 Satisfied	Point Scale Value = 2 Unsatisfied	Point Scale Value = 1 Very Unsatisfied
80.4%	15.6%	1.0%	3.0%

How satisfied were you with the participating private school year child attended during the 2021-2022 school year?

Point Scale Value = 4 Very Satisfied	Point Scale Value = 3 Satisfied	Point Scale Value = 2 Unsatisfied	Point Scale Value = 1 Very Unsatisfied
71.5%	18.4%	3.1%	7.0%

Overall, how satisfied were you with the educational program your child received at the participating private school he or she attended during the 2021-2022 school year?

Point Scale Value = 4 Very Satisfied	Point Scale Value = 3 Satisfied	Point Scale Value = 2 Unsatisfied	Point Scale Value = 1 Very Unsatisfied
69.7%	19.7%	4.0%	6.6%

Overall, how effective do you believe the participating private school's curriculum was preparing your child for the next grade and future success during the 2021-2022 school year?

Point Scale Value = 4 Very Satisfied	Point Scale Value = 3 Satisfied	Point Scale Value = 2 Unsatisfied	Point Scale Value = 1 Very Unsatisfied
68.6%	21.9%	4.3%	5.2%

How satisfied were you with the participating private school's ability to keep you updated about the progress of your child during the 2021-2022 school year?

Point Scale Value = 4 Very Satisfied	Point Scale Value = 3 Satisfied	Point Scale Value = 2 Unsatisfied	Point Scale Value = 1 Very Unsatisfied
70.2%	18.9%	4.7%	6.2%

Total responses received = 1,000

2021-2022 School Year- Medical/Behavioral Waivers Granted

	2021-2022	2020-2021	2019-2020
JULY	9	8	1
AUGUST	6	12	15
SEPTEMBER	15	0	0
OCTOBER	0	12	0
NOVEMBER	8	11	15
DECEMBER	8	6	2
JANUARY	6	3	1
FEBRUARY	8	8	2
MARCH	12	7	4
APRIL	0	0	0
MAY	12	10	7
JUNE	10	4	4
TOTALS	94	81	51

Pursuant to O.C.G.A. § 20-2-2114 (a)(3)
as enacted by HB70 during 2013 Legislative Session.