

GOSA Policy on School Code Changes

Updated December 30, 2022

Prepared by:



**Governor's Office of
Student Achievement**

Table of Contents

Introduction	3
Business Rules	4
Changed School Code	6
2018 to 2019	Error! Bookmark not defined.
2019 to 2020	Error! Bookmark not defined.
2020 to 2021	Error! Bookmark not defined.
2021 to 2022	Error! Bookmark not defined.
Merged Schools	7
2018 to 2019	Error! Bookmark not defined.
2019 to 2020	Error! Bookmark not defined.
2020 to 2021	Error! Bookmark not defined.
2021 to 2022	Error! Bookmark not defined.
Split Schools	11
2018 to 2019	Error! Bookmark not defined.
2019 to 2020	Error! Bookmark not defined.
2020 to 2021	Error! Bookmark not defined.
2021 to 2022	Error! Bookmark not defined.
Authorizer Change	13
2018 to 2019	Error! Bookmark not defined.
2019 to 2020	Error! Bookmark not defined.
2020 to 2021	Error! Bookmark not defined.
2021 to 2022	Error! Bookmark not defined.
Special Cases	15
2018 to 2019	Error! Bookmark not defined.
2019 to 2020	Error! Bookmark not defined.
2020 to 2021	Error! Bookmark not defined.
2021 to 2022	Error! Bookmark not defined.
Summary of Revisions	34
May 6, 2016	34
December 6, 2016	34
November 1, 2017	34
April 20, 2018	34
October 10, 2018	34
October 30, 2019	35
January 30, 2020	35



November 30, 202035
December 31, 2021.....35
November X, 202235
Appendix: Sample Calculations.....36
School Code Change Calculation Example 1 (merging 2 schools in the same grade cluster)...36
School Code Change Example 2 (merging a closed school with 3 existing schools)38



Introduction

This document summarizes the process the [Governor's Office of Student Achievement \(GOSA\)](#) uses to match schools across years for the [Single Statewide Accountability System \(SSAS\)](#) awards, the [Turnaround Eligible Schools List](#), the [Strategic Waivers Schools System \(SWSS\) Evaluation](#), the [Financial Efficiency Star Rating \(FESR\)](#) and [GOSA's School Grades](#) site.¹

Each year, the [Georgia Department of Education \(GaDOE\)](#) produces a list of schools which have changed school codes between school years for various reasons. In general, these changes fall into the following categories:²

- **Changed School Code-** The school code changed between years. This change can occur for many reasons, such as a change in grade(s) served or a change in address.
- **Merged Schools-** Two or more schools merged to become one school.
- **Split Schools-** One school split into two or more schools. The new school(s) may or may not serve the same, adjoining, or overlapping grade spans.
- **Authorizer Change-** A district charter school became a state charter school (or vice versa) or formed a new Local Education Agency (LEA) out of an existing LEA.
- **Special Case-** This case includes other changes not included in the above categories. For example, all elementary schools in a district were K-5. Under a new organizational structure, all schools in that grade band were split into K-2 and 3-5.

If a school is not identified in one of the categories above, GOSA will link College and Career Ready Performance Index (CCRPI) scores across years by school code, regardless of grade configuration or other changes at the school.

Many reports and calculations that educational stakeholders use to describe school performance examine a school's performance over time. When a school configuration changes or when schools merge or close, the feeder patterns and student bodies of those schools can change significantly. The analysis of school code changes ensures that a school's performance over time can be fairly and consistently compared to other schools across Georgia.

¹ The SSAS awards, the Turnaround Eligible Schools List, the SWSS evaluation, and the FESR were not released for the 2019-2020, 2020-2021, or 2021-2022 school years, as GaDOE did not release CCRPI scores for these years due to COVID-19.

² While this document outlines procedures for assigning CCRPI scores for many school code changes, it is not feasible to anticipate every potential situation. As such, GOSA will respond to unique circumstances in a manner consistent with these procedures.



Business Rules

This section provides the business rules for handling school code changes in these categories and lists all affected schools. This document contains information for school code changes for the 2017-2018 school year through the 2020-2021 school year based on changes to school configurations for the 2021-2022 school year.

GOSA calculates CCRPI Single Scores for the most recent five years, as these are used to calculate letter grades on GOSA’s School Grades site. GOSA calculates CCRPI component scores and indicators for the most recent three years, as these scores are used in calculations such as the SSAS awards and to display on the School Grades site.³ The chart below shows which data points GOSA will apply code changes to for 2022.

School Year	CCRPI Single Score	CCRPI Component Scores	Indicator: Milestones Assessment Scores	Indicator: Lexile Indicators	Indicator: Accelerated Course Taking	Indicator: Graduation Rate	College Enrollment
	Used for School Grades, FESR, SWSS Evaluation, SSAS Awards, and Turnaround Eligible List	Used for SSAS Awards	Used for School Grades	Used for School Grades	Used for School Grades	Used for School Grades	Used for School Grades
2020-2021	No CCRPI Published	No CCRPI Published	Yes (only if relevant grade level is affected)	Yes (only if relevant grade level is affected)	Yes (only for high schools)	Yes (only if 12 th grade is affected)	
2019-2020	No CCRPI Published	No CCRPI Published	No Milestones Administered	Not Available	Not Available	Yes (only if 12 th grade is affected)	
2018-2019	Yes						Yes (2021 report due to lagged indicator)
2017-2018	Yes						Yes (2020 report due to lagged indicator)

Business Rules:

- For calculations requiring enrollment counts, GOSA uses the K-12 enrollment counts from GaDOE’s Student Record (SR) to assign CCRPI scores by weighted average.
- For college enrollment calculations, GOSA uses the total number of graduates from the High School Graduate Outcomes Report to assign college enrollment rates by weighted average.⁴

³ GaDOE did not release CCRPI Single Scores or component scores for 2020 and 2021. GaDOE did publish some indicators for 2021.

⁴ College enrollment rates are presented on GOSA’s School Grades site.



GOSA Policy on School Code Changes

- GOSA utilizes the following rounding rules:
 - CCRPI scores are rounded to the nearest 10th (e.g., 64.5).⁵
 - Enrollment calculations are rounded to the nearest whole number.
 - Enrollment percentages are rounded to the nearest 10th (e.g., 45.5% or 0.455).
 - College enrollment percentages are rounded to the nearest whole number.
- For most schools, the Single Score is the same as the elementary, middle, or high school CCRPI score. However, for schools that span grade clusters, the Single Score is based on the weighted average of the grade cluster scores based on enrollment. For the purposes of the CCRPI, the elementary grade cluster measures K-fifth grade. The middle school grade cluster measures sixth through eighth grade, and the high school grade cluster measures ninth through twelfth grade. For example, a school that has students in K-eighth grade receives a CCRPI score for elementary (based on K-fifth grade) and for middle school (based on sixth-eighth grade). The school's Single Score is a weighted average of these two scores based on enrollment.
- CCRPI component scores refer to all scores except the Single Score. This includes the CCRPI grade cluster score, content mastery, progress, closing gaps, readiness, and graduation rate (for high schools only).
- GOSA also applies code changes to selected indicators. For elementary schools, indicators refer to Milestones assessment scores, as well as third and fifth grade Lexile indicator scores. For middle schools, indicators refer to Milestones assessment scores and eighth grade Lexile indicator scores. For high schools, indicators refer to Milestones assessment scores, college readiness, accelerated course taking, and high school graduation rate.
- For situations where only part of the grade band of one school is merging with a grade band at another school, GOSA estimates the enrollment per grade by dividing the enrollment by the number of grades served at a school. This enrollment is used when weighting grade bands for the Single Score calculation. For example, the fifth grade from a K-5 is splitting off to merge with a middle school grade band in a new school serving fifth through eighth grade. To estimate the weight of the elementary grade band in the new school's Single Score, GOSA divides the K-5 school's enrollment by six, the number of grades served at that school.⁶
- When situations arise that fall outside of the above rules, GOSA makes decisions on a case-by-case basis using the information available for each case.

The following sections are organized by type of change that occurred, the years in which the school code change took place, and the district name. The numbers in parentheses are the district and school codes, as used by the GaDOE. The appendix of this document provides two step-by-step example calculations: the first for a merge between two schools, and the second for a closed school that merges with three existing schools.

⁵ Except for enrollment weights, CCRPI scores are rounded only during the last step of the calculation.

⁶ This policy applies to code changes from the 2018 to 2019 school year forward. Previously, the entire grade band enrollment was used when weighting grade bands for the Single Score calculation.



Changed School Code

GOSA uses the school's most recent code and changes all previous years to match this code. This category includes schools that close and reopen with a different name or building but maintain substantially the same grade span and student attendance zone. This category applies to the following schools:

2018 to 2019

Long County School System (691)

Context/Details: Long County Middle School changed school codes from 114 to school code 288.

GOSA Calculation:

- CCRPI Single Score: For 2018, assign the Single Score from school code 114 to school code 288.

2019 to 2020

Rome City Schools (785)

Context/Details: North Heights Elementary School was renamed Main Elementary School and changed school codes from 4052 to school code 377.

GOSA Calculation:

- CCRPI Single Score: For 2018 through 2019, assign the Single Score from school code 4052 to school code 377.

2020 to 2021

Bibb County School District (611)

Context/Details: Brookdale Elementary School was renamed John Robert Lewis Elementary School and changed school codes from 1005 to 1310.

GOSA Calculation:

- CCRPI Single Score: For 2018 through 2019, assign the Single Score from school code 1005 to school code 1310.
- CCRPI Component Scores: There were no component scores released for 2020.
- Indicators: For 2019, assign the indicators from school code 1005 to school code 1310.

2021 to 2022

None



Merged Schools

GOSA combines data for merged schools using the weighted average of enrollment where appropriate. In most cases, scores are weighted for all years leading up to the code change. The Student Record enrollment counts are used to assign the CCRPI component and indicator scores by weighted average. This category applies to the following schools:

2018 to 2019

Calhoun City Schools (765)

Context/Details: Calhoun Primary School (305, PK-2) closed, merging with Calhoun Elementary School (405, 3-5). Calhoun Elementary School (405) now serves PK-5.

GOSA Calculation:

- CCRPI Single Score: For 2018, assign the weighted combination of Single Scores for school codes 305 and 405 to school code 405.

White County Schools (754)

Context/Details: White County ninth Grade Academy (204, 9) closed, merging with White County High School (105, 10-12). White County High School (105) now serves 9-12.

GOSA Calculation:

- CCRPI Single Score: For 2018, assign the district high school CCRPI score to the Single Score for school code 105, as these two schools encompass all the high school students in the district.
- College Enrollment: No changes are required as 12th grade is not affected.

2019 to 2020

Atlanta Public Schools (761)

Context/Details: Towns Elementary School (1068, PK-5) and Fain Elementary School (3059, PK-5) merged to form Harper-Archer Elementary School (1421, PK-5).

GOSA Calculation:

- CCRPI Single Score: For 2018 through 2019, assign the weighted average of Single Scores for school codes 1068 and 3059 to school code 1421.

Bibb County School District (611)

Context/Details: Riley Elementary School (805, PK-5) closed for one year, merging with Brookdale Elementary School (1005, PK-5).

GOSA Calculation:

- CCRPI Single Score: For 2018 through 2019, assign the weighted average of Single Scores for school codes 805 and 1005 to school code 1005.

Jefferson County Schools (681)

Context/Details: Louisville Middle School (296, 6-8) and Wrens Middle School (396, 6-8) merged to form Jefferson County Middle School (397, 6-8).

GOSA Calculation:



GOSA Policy on School Code Changes

- CCRPI Single Score: For 2018 through 2019, assign the weighted average of Single Scores for school codes 296 and 396 to school code 397.

Muscogee County School District (706)

Context/Details: Early College Academy of Columbus at Waverly Terrace (112, 9-12) closed, merging with Jordan Vocational High School (5062, 9-12).

GOSA Calculation:

- CCRPI Single Score: For 2018 through 2019, assign the weighted average of Single Scores for school codes 112 and 5062 to school code 5062.
- College Enrollment: For 2019, assign the weighted average of college enrollment for school codes 112 and 5062 to school code 5062.

2020 to 2021

Cobb County Schools (633)

Context/Details: Clay Elementary School (3054, PK-5) merged with Harmony-Leland Elementary School (3060, PK-5) to form the new Clay-Harmony-Leland Elementary School (809, PK-5).

GOSA Calculation:

- CCRPI Single Score: For 2018 through 2019, assign the weighted average of Single Scores for school codes 3054 and 3060 to school code 809.
- CCRPI Component Scores: There were no component scores released for 2020.
- Indicators: Assign the weighted average of indicators from school codes 3054 and 3060 to school code 0809.

Franklin County Schools (659)

Context/Details: Carnesville Elementary Primary School (2050, PK-2) closed, merging with Carnesville Elementary School (0107, 3-5), which now serves PK-5.

GOSA Calculation:

- CCRPI Single Score: For 2018 through 2019, assign the weighted average of Single Scores for school codes 2050 and 107 to school code 107.
- CCRPI Component Scores: There were no component scores released for 2020.
- Indicators: The elementary school indicators for school code 107 will remain with school code 107.

Taylor County Schools (733)

Context/Details: Taylor County Upper Elementary School (105, PK & 3-6) reconfigured to serve 3rd-fifth grade, merging their sixth grade into Taylor County Middle School (205, 7-8), which now serves 6th-eighth grade. PK was also moved to Taylor County Primary School (104), which now serves PK-2.

GOSA Calculation:

- CCRPI Single Score: For 2018 through 2019, assign the weighted average of the middle school CCRPI scores for school codes 105 and 205 to the Single Score for school code 0205. Assign the elementary school CCRPI score for school code 105 to the Single Score for school code 105.
- CCRPI Component Scores: There were no component scores released for 2020.



- Indicators: Assign the weighted average of middle school indicators from school codes 0105 and 0205 to school code 0205.

2021 to 2022

Bryan County Schools (615)

Context/Details: Lanier Primary School (282, PK-1) closed, merging with Bryan County Elementary School (286, 2-5), which now serves PK-5.

GOSA Calculation:

- CCRPI Single Score: For 2018 through 2019, assign the weighted average of Single Scores for school codes 282 and 286 to school code 286.
- CCRPI Component Scores: There were no component scores released for 2020 or 2021.
- Indicators: The elementary school indicators for school code 286 will remain with school code 286.

Clayton County Schools (631)

Context/Details: Lovejoy Middle School (0191, 6-8) closed, merging with Eddie White Middle School (0116, 6-8).

GOSA Calculation:

- CCRPI Single Score: For 2018 through 2019, assign the weighted average of Single Scores for school codes 191 and 116 to school code 116.⁷
- CCRPI Component Scores: There were no component scores released for 2020 or 2021.
- Indicators: Assign the weighted average of middle school indicators for school codes 191 and 116 to school code 116.

Sumter County Schools (729)

Context/Details: Americus Sumter ninth Grade Academy (205, 9) and Americus Sumter High School (105, 10-12) merged, forming Sumter County High School (397, 9-12).

GOSA Calculation:

- CCRPI Single Score: For 2018 through 2019, assign the district high school CCRPI score to the Single Score for school code 397, as these two schools encompass all the high school students in the district.
- CCRPI Component Scores: There were no component scores released for 2020 or 2021.
- Indicators: Assign all indicators from school codes 205 and 397 to school code 397.
- College Enrollment: No changes are required as 12th grade is not affected.

DeKalb County Schools (644)

Context/Details: DeKalb School of the Arts (410, 8-12) reconfigured to serve ninth through twelfth grade, merging their eighth grade with the existing middle grade band at DeKalb Elementary School of the Arts (1050, K-8).

GOSA Calculation:

⁷ For 2018, Eddie White Middle School was also involved in a split from Eddie White Academy. For 2018, the Single Score for school code 0116 will still be calculated using the weighted average of the middle school CCRPI score from school codes 0116 and the Single Score from school code 0191.



GOSA Policy on School Code Changes

- CCRPI Single Score: For 2018 through 2019, assign the high school CCRPI score for school code 410 to the Single Score for school code 410. Assign the weighted average of middle school CCRPI scores for school codes 1050 and 410 to the middle school CCRPI score for school code 1050. Calculate the Single Score for school code 1050 using the weighted average of the elementary school CCRPI score and the newly calculated middle school CCRPI score.
- CCRPI Component Scores: There were no component scores released for 2020 or 2021.
- Indicators: For 2021, assign the weighted average of any eighth-grade indicators for school code 1050 and 410 to school code 1050. High school indicators will remain with school code 410.
- College Enrollment: No changes are required as 12th grade is not affected.



Split Schools

When a school splits into more than one school, GOSA assigns CCRPI scores for the unified school in prior years to the new school codes. This category applies to the following schools:

2018 to 2019

Clayton County Public Schools (631)

Context/Details: Eddie White Academy (116, K-8) split to form Eddie White Elementary School (379, PK-5), and Eddie White Middle School (116, 6-8).⁸

GOSA Calculation:

- CCRPI Single Score: For 2018, assign the middle school CCRPI score from school code 116 to the Single Score for school code 116. Assign the elementary school CCRPI score from school code 116 to the Single Score for school code 379.

Glascok County School System (662)

Context/Details: Glascok County Consolidated School (196, PK-12), split to form Glascok County Elementary School (197, PK-4), and Glascok County Middle/High School (196, 5-12).

GOSA Calculation:

- CCRPI Single Score: For 2018, assign the elementary school CCRPI score for school code 196 to the Single Score for school code 197 and to the elementary school CCRPI score for school code 196. For 2018, the middle school and high school CCRPI scores should remain with school code 196. Recalculate the Single Score for school code 196 based on the new level of elementary school enrollment.
- College Enrollment: No changes are required as 12th grade is not affected.

Hall County Schools (669)

Context/Details: World Language Academy (112, PK-8), split to form World Language Academy (112, PK-5), and the new World Language Academy Middle School (393, 6-8).

GOSA Calculation:

- CCRPI Single Score: For 2018, assign the middle school CCRPI score from school code 112 to the Single Score for school code 393. Assign the elementary school CCRPI score from school code 112 to the Single Score for school code 112.

2019 to 2020

Greene County Schools (666)

Context/Details: Lake Oconee Charter School (109, PK-12) split into Lake Oconee Charter School (109, PK-8) and Lake Oconee Charter High School (402, 9-12).

GOSA Calculation:

- CCRPI Single Score: For 2018 through 2019, assign the weighted average of the elementary and middle school CCRPI scores from school code 109 to the Single Score for school code 109.

⁸ Eddie White Middle School is also involved in a merge for 2021 to 2022. See page 12 for information on the calculation of the 2018 Single Score.



GOSA Policy on School Code Changes

Assign the high school CCRPI score from school code 109 to the Single Score for school code 402.

- College Enrollment: Assign the college enrollment from school code 109 to school code 402.

2020 to 2021

Houston County School District (676)

Context/Details: Bonaire Elementary School (1050, PK-5) split into Bonaire Primary School (401, PK-2) and Bonaire Elementary School (1050, 3-5).

GOSA Calculation:

- CCRPI Single Score: For 2018 through 2019, assign the elementary school CCRPI scores from school code 1050 to the Single Score for school codes 1050 and 401.
- CCRPI Component Scores: There were no component scores released for 2020.
- Indicators: Elementary school indicators will remain with school code 1050.

2021 to 2022

Savannah-Chatham County Schools (625)

Context/Details: Susie King Taylor Community School (515, K-7) split into Susie King Taylor Community School (515, K-5) and Susie King Taylor Community School Middle Grades Academy for Social Justice (519, 6-8).

GOSA Calculation:

- CCRPI Single Score: For 2018 through 2019, assign the elementary school CCRPI scores for school code 515 to the Single Score for school code 515. Assign the middle school CCRPI scores for school code 515 to the Single Score for school code 519.
- CCRPI Component Scores: There were no component scores released for 2020 or 2021.
- Indicators: Assign elementary school indicators for school code 515 to school code 515 and assign middle school indicators from school code 515 to school code 519.



Authorizer Change

GOSA determines how to handle changes in school authorizers on a case-by-case basis. For example, a school may transition from being a local charter school authorized by a local education agency to being a state charter school authorized by the State Charter Schools Commission. This category applies to the following schools:

2018 to 2019

None

2019 to 2020

State Charter Schools – Academy for Classical Education

Context/Details: The Academy for Classical Education (117, K-12), previously a part of Bibb County (611), converted from a district charter school into a state charter school, serving the same grade levels. Its new school code is 7830623.

GOSA Calculation:

- CCRPI: For 2018 through 2019, assign the Single Score for school code 117 in Bibb County to the Single Score for the school code 7830623.
- College Enrollment: Assign the college enrollment from school code 117 in Bibb County to school code 7830623.

State Charter Schools – Baconton Community Charter School

Context/Details: Baconton Community Charter School (105, PK-12), previously a part of Mitchell County (701), converted from a district charter school into a state charter school, serving the same grade levels. Its new school code is 7830630.

GOSA Calculation:

- CCRPI: For 2018 through 2019, assign the Single Score for school code 105 in Mitchell County to the Single Score for the school code 7830630.
- College Enrollment: Assign the college enrollment from school code 105 in Mitchell County to school code 7830630.

2020 to 2021

State Charter Schools – Furlow Charter School

Context/Details: The Furlow Charter School (396, K-12), previously a part of Sumter County (729), converted from a district charter school into a state charter school, serving the same grade levels. Its new school code is 7830626.

GOSA Calculation:

- CCRPI: For 2018 through 2019, assign the Single Score for school code 396 in Sumter County to the Single Score for the school code 7830626.
- CCRPI Component Scores: There were no component scores released for 2020.
- Indicators: Assign the indicators from school code 396 in Sumter County to school code 7830626.



GOSA Policy on School Code Changes

- College Enrollment: Assign the college enrollment from school code 396 in Sumter County to school code 7830626.

2021 to 2022

None



**Governor's Office of
Student Achievement**

Special Cases

Special Cases include code changes which do not fall into one of the previously discussed categories. GOSA evaluates special cases on an individual basis. The following schools are considered special cases:

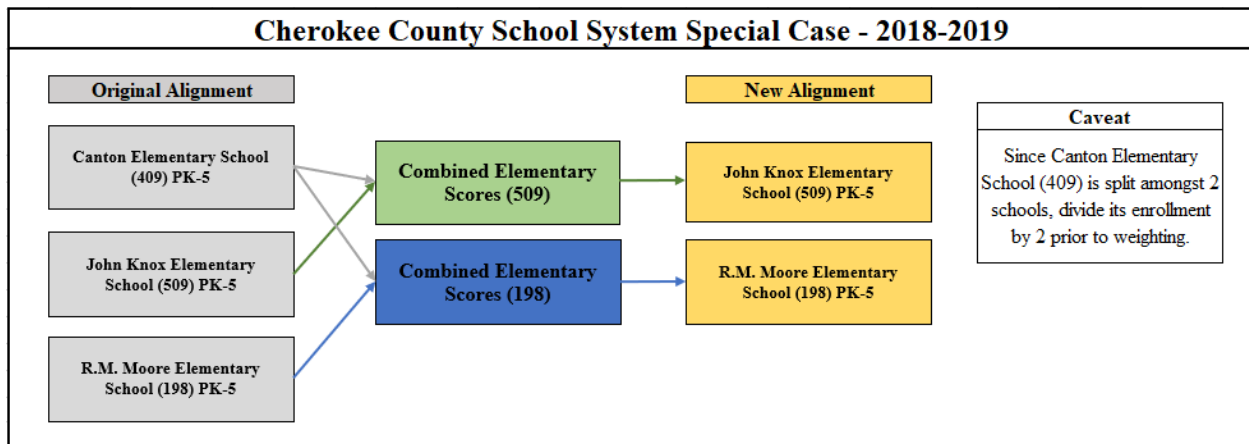
2018 to 2019

Cherokee County School District (628)⁹

Context/Details: Canton Elementary School (409, PK-5) closed, transferring its students to a combination of R. M. Moore Elementary School (198, PK-5) and John Knox Elementary School (509, PK-5).

GOSA Calculation:

- CCRPI Single Score: For 2018, for school codes 198 and 509, assign the weighted average of each schools' scores with those of closed Benton Elementary School (1050), using ½ of Canton Elementary School's enrollment to create enrollment weights.



Long County School System (691)

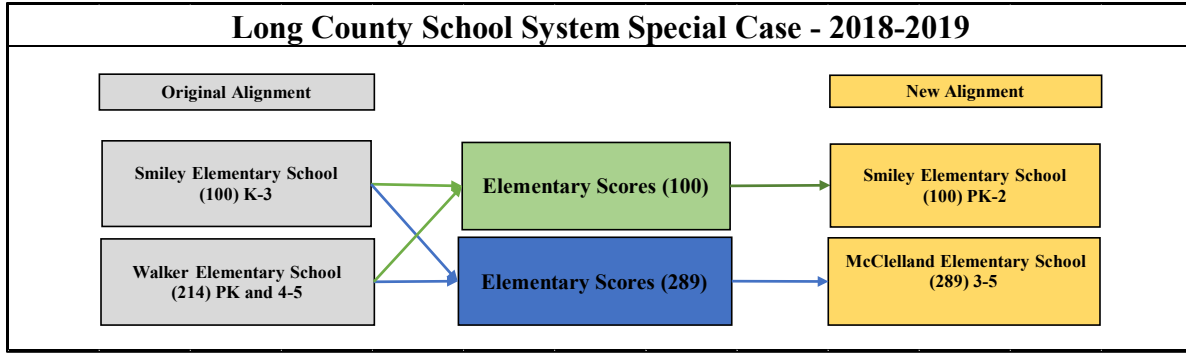
Context/Details: Walker Elementary School (214, PK and 4-5) changed its name to McClelland Elementary School (289, 3-5) and transferred its PK students to Smiley Elementary School (100, K-3), while Smiley Elementary School (100, K-3) transferred its third-grade students to the new McClelland Elementary School (289, 3-5). Smiley Elementary School (100) now serves PK-2.

GOSA Calculation:

- CCRPI Single Score: For 2018, the Single Score for school code 100 can remain with school code 100. For 2018, calculate the Single Score for school code 289 using the weighted average of the Single Scores for school codes 100 and 214.

⁹ This 2018-2019 code change was added in January 2020. The resulting change was used to recalculate Strategic Waivers School Systems (SWSS) targets and results for the two schools involved. No other 2019 projects were recalculated.





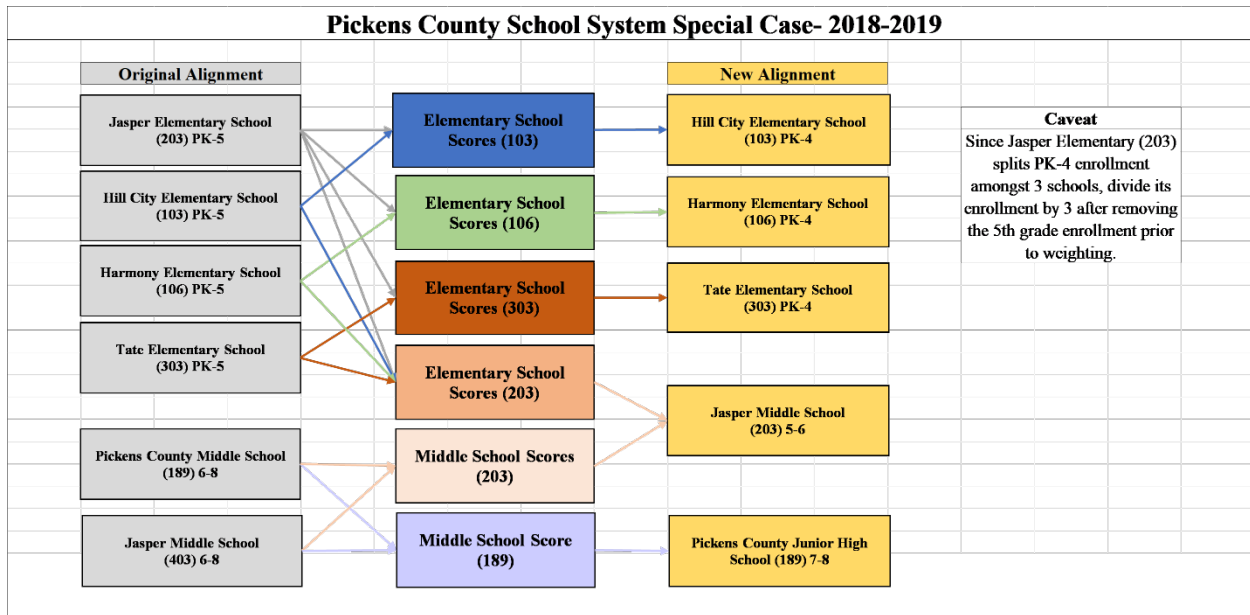
Pickens County Schools (712)

Context/Details: All elementary and middle schools in Pickens County were rearranged. Jasper Elementary School (203, PK-5) closed, with students being sent to the other three elementary schools in the district (103, 106, 303; all PK-4) and the new Jasper Middle School (203, 5-6). Harmony Elementary School (106, PK-5), Hill City Elementary School (103, PK-5), and Tate Elementary School (303, PK-5) now serve PK-4. The new Jasper Middle School (203, 5-6) combines the fifth-grade students from all four old elementary schools and the sixth grade students from Pickens County Middle School (189, 6-8) and the old Jasper Middle School (403, 6-8). The new Pickens County Junior High School (189, 7-8) serves seventh and eighth grade students from Pickens County Middle School (189, 6-8) and the old Jasper Middle School (403).

GOSA Calculation:

- CCRPI Single Score:
 - Elementary Schools: For 2018, for each of the three elementary schools receiving students from the closing Jasper Elementary School, assign the weighted average of Jasper Elementary School’s (203) Single Score and the receiving schools’ Single Scores, using 1/3 of Jasper Elementary School’s student enrollment to create enrollment weights.
 - Middle Schools: For 2018, assign the weighted average of elementary school CCRPI scores from school codes 103, 106, 203 and 303 and middle school CCRPI scores from school codes 189 and 403 to school code 203, since the new Jasper Middle School serves both elementary and middle grade bands. The new Single Score for school code 203 is the weighted average of the recalculated elementary school CCRPI score and middle school CCRPI score. Assign the weighted average of Single Scores for school codes 189 and 403 to school code 189.





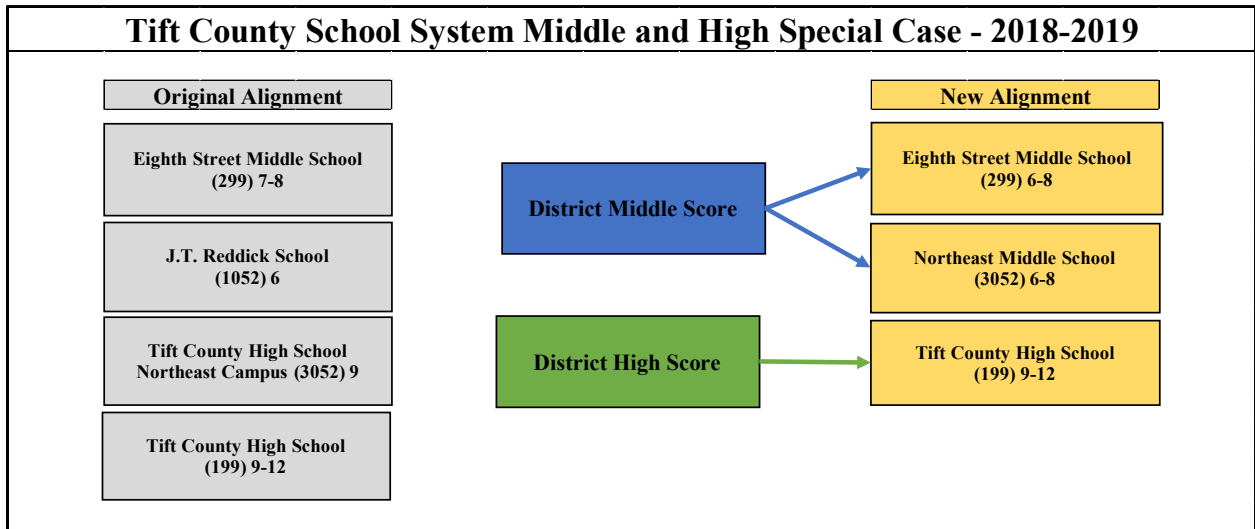
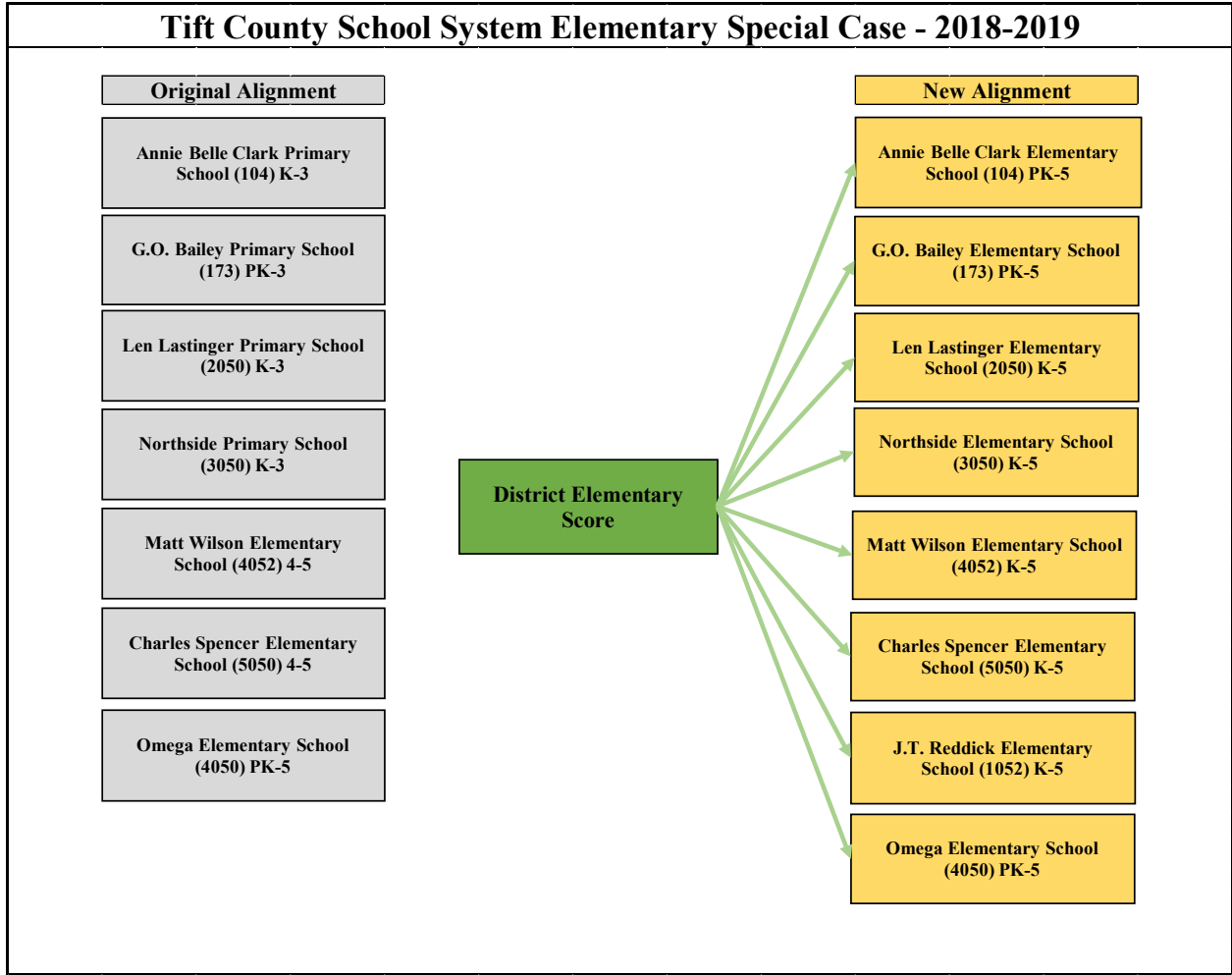
Tift County Schools (737)

Context/Details: Tift County Schools changed the grade configurations of Annie Belle Clark Primary School (104, K-3), G.O. Bailey Primary School (173, PK-3), Len Lastinger Primary School (2050, K-3), Northside Primary School (3050, K-3), Matt Wilson Elementary School (4052, 4-5), and Charles Spencer Elementary School (5050, 4-5), creating two PK-5 schools and five K-5 schools: Annie Belle Clark Elementary School (104, PK-5), G.O. Bailey Elementary School (173, PK-5), the new J.T. Reddick Elementary School (1052, K-5), Len Lastinger Elementary School (2050, K-5), Northside Elementary School (3050, K-5), Matt Wilson Elementary School (4052, K-5), and Charles Spencer Elementary School (5050, K-5). Omega Elementary School (4050, PK-5) was the only elementary school that did not alter grade configurations. Eighth Street Middle School (299, 7-8) now serves sixth through eighth grade. The new Northeast Middle School (3052, 6-8) serves students from Eighth Street Middle School (299, 7-8) and the old J.T. Reddick School (1052, 6). Tift County High School Northeast Campus (3052, 9) closed, merging with Tift County High School (199, 9-12).

GOSA Calculation:

- CCRPI Single Score:
 - Elementary Schools: For 2018, assign the district elementary school CCRPI scores to school codes 104, 173, 1052, 2050, 3050, 4050, 4052, and 5050.
 - Middle Schools: For 2018, assign the district middle school CCRPI scores to school codes 299 and 3052.
 - High Schools: For 2018, assign the district high school CCRPI score to school code 199, as these two schools encompass all the high school students in the district.
- College Enrollment: No changes are required since 12th grade is not affected.





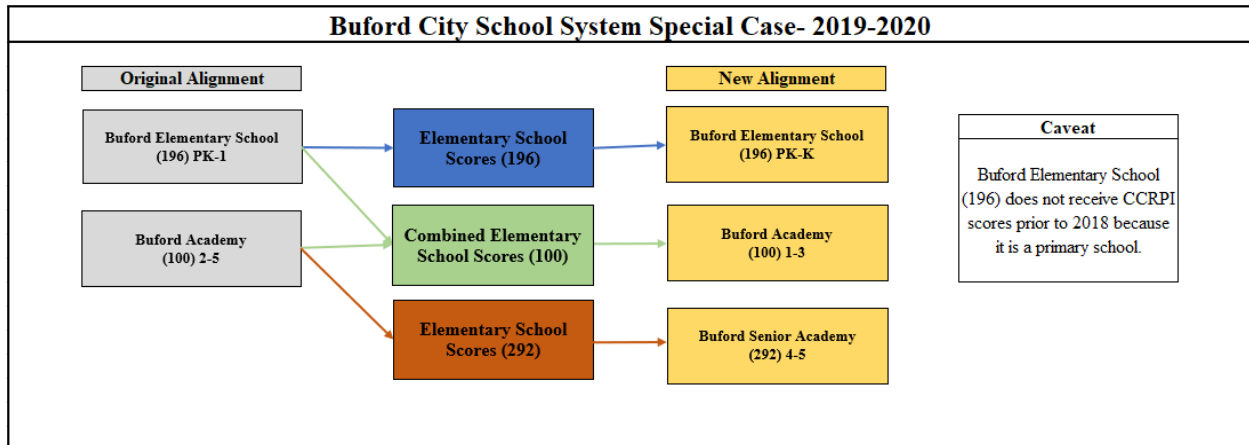
2019 to 2020

Buford City Schools (764)

Context/Details: Buford City Schools added a new elementary facility called Buford Senior Academy (292, 4-5). Buford Elementary School (196, PK-1) now serves grades PK-K. Buford Academy (100, 2-5) now serves first-third grade. The new Buford Senior Academy (292) now serves fourth-fifth grade.

GOSA Calculation:

- CCRPI Single Score: Buford Elementary School (196) did not receive a Single Score prior to 2018 as a primary school. For 2018 through 2019, assign the Single Score for school code 196 to school code 196. For 2018 through 2019, assign the weighted Single Scores for school codes 196 and 100 to school code 100. For 2018 through 2019, assign the Single Score for school code 100 to school code 292.



City Schools of Decatur (773)

Context/Details: Oakhurst Elementary (105, PK-3), Westchester Elementary (115, PK-3), New Glennwood Elementary (212, PK-3), Winnona Park Elementary (405, PK-3), and Clairemont Elementary (505, PK-3) reconfigured to PK-2. Third graders from Oakhurst (105, PK-2), Westchester (115, PK-2), and Winnona Park (405, PK-2) were sent to Fifth Avenue Upper Elementary (112, 4-5), which now serves third-fifth grade. The new Tally Street Upper Elementary School (506, 3-5) now serves third grade students from Clairemont (505, PK-2), New Glennwood (212, PK-2), and Winnona Park (405, PK-2), as well as some fourth and fifth graders from Fifth Avenue Upper Elementary (112, 3-5).

GOSA Calculation:

- CCRPI Single Score: For 2018 through 2019, assign the weighted average of Single Score for school codes 105, 115, 405, and 112 to school code 112. For 2018 through 2019, assign the weighted average of Single Score for school codes 505, 212, 405, and 112 to school code 506. For 2018 through 2019, assign the Single Scores for school code 105, 115, 212, 405, and 505 to those respective schools.

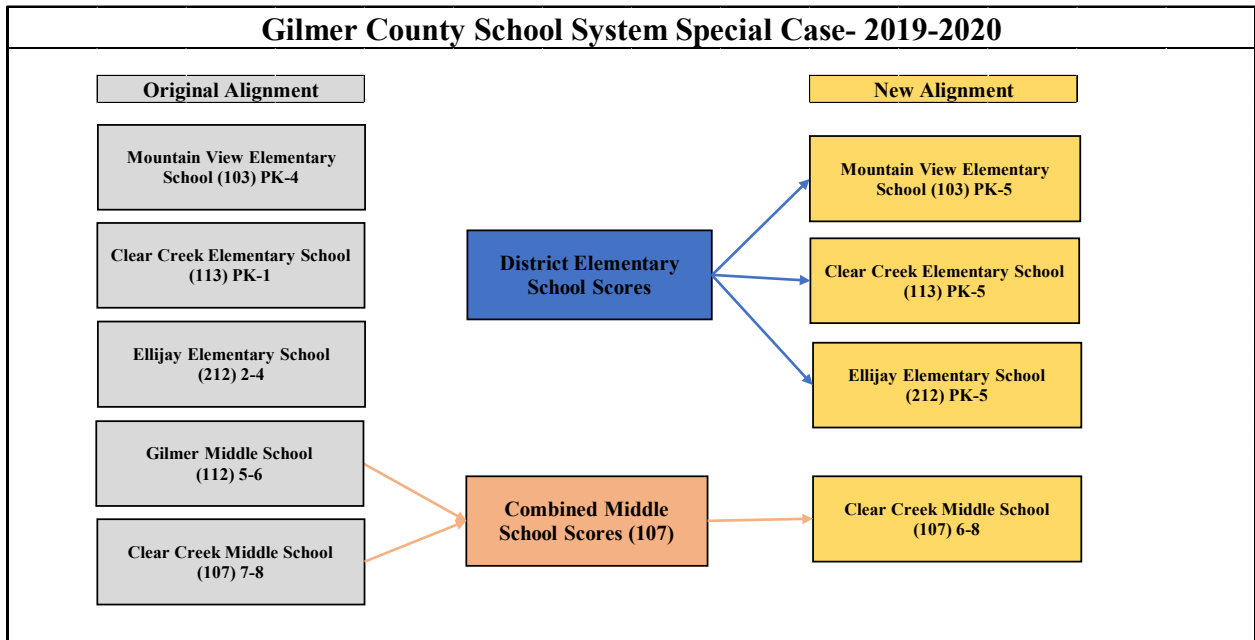


Gilmer County Schools (661)

Context/Details: Mountain View Elementary (103, PK-4), Clear Creek Elementary (113, PK-1), and Ellijay Elementary (212, 2-4) reconfigured to PK-5, with all fifth-grade students coming from the closed Gilmer Middle (112, 5-6). Sixth grade students from Gilmer Middle (112, 5-6) merged with Clear Creek Middle (107, 7-8), which now serves sixth-eighth grade.

GOSA Calculation:

- CCRPI Single Score: For 2018 through 2019, assign the district elementary school CCRPI score to the Single Scores for school codes 103, 113, and 212. Assign the district middle school CCRPI scores to school code 107.



Richmond County School System (721)

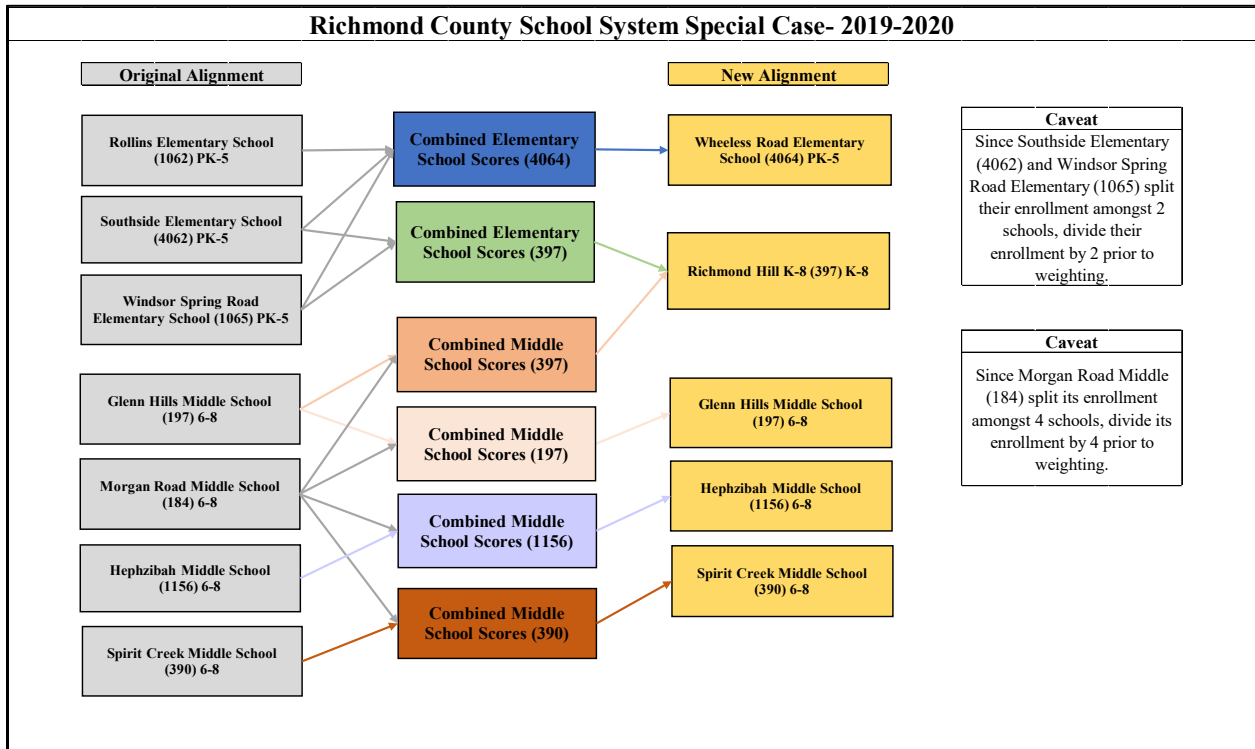
Context/Details: Windsor Elementary School (1065, PK-5), Southside Elementary School (4062, PK-5), and Rollins Elementary School (1062, PK-5) closed and sent students to the new Wheelless Road Elementary School (4064, PK-5). Windsor and Southside Elementary Schools, along with the cluster from Glenn Hills Middle School (197, 6-8), sent students to Richmond Hill K-8 (397, K-8). Morgan Road Middle School (184, 6-8) closed. Students from the closed Morgan Road Middle School now attend Hephzibah Middle School (1156, 6-8), Glenn Hills Middle School (197, 6-8), Richmond Hill K-8 (397, K-8), and Spirit Creek Middle School (390, 6-8).

GOSA Calculation:

- CCRPI Single Score: For 2018 through 2019, assign the weighted average of the elementary school CCRPI scores for school codes 1062 and 4062, 1065 to school code 4064, using ½ of Southside Elementary School’s enrollment, and ½ of Windsor Spring Road Elementary School’s enrollment. Assign the weighted average for school codes 4062 and 1065 to the elementary school CCRPI score for school code 397, using ½ of Southside Elementary School’s enrollment



and ½ of Windsor Spring Road Elementary School’s enrollment. Assign the weighted average of the middle school CCRPI scores for school codes 197 and 184 to the middle school CCRPI score for school code 397, using ½ of Glenn Hill Middle School’s enrollment, and ¼ of Morgan Road Middle School’s enrollment. Use the average of elementary and middle school CCRPI scores to calculate the Single Score for school code 397. Assign the weighted average of the middle school CCRPI scores for school codes 197 and 184 to school code 197, using ½ of Glenn Hills Middle School’s enrollment and ¼ of Morgan Road Middle School’s enrollment. Assign the weighted average of the middle school CCRPI Scores for school codes 184 and 1156 to school code 1156, using ¼ of Morgan Road Middle School’s enrollment. Assign the weighted average of the middle school CCRPI scores for school codes 184 and 390 to school code 390, using ¼ of Morgan Road Middle School’s enrollment.



Savannah-Chatham County Public School System (625)

Context/Details: East Broad Street School (191, PK-8) closed, sending its first through fifth grade students to Shuman Elementary School (511, 1-5) and Andrea B. Williams Elementary (2068, 1-5). PK – K students from the closed East Broad Street School, Shuman Elementary School, and Andrea B. Williams Elementary School now attend the new Henderson E. Formey Jr. Early Learning Center (517, PK – K). Sixth to eighth graders from the closed East Broad Street School now attend Hubert Middle School (2060, 6-8).

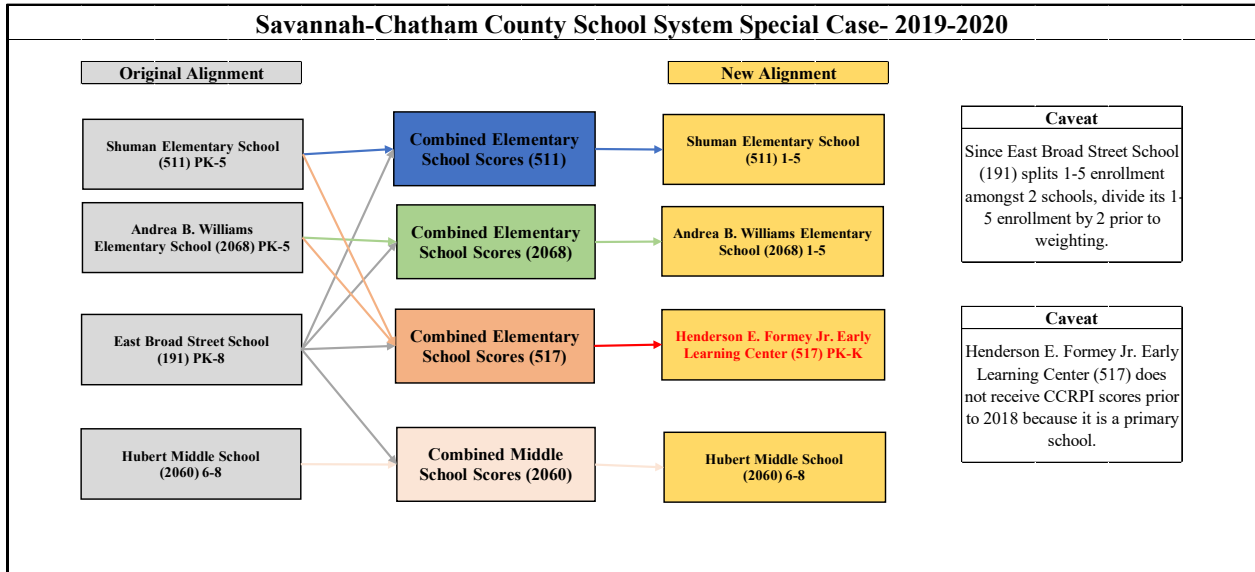
GOSA Calculation:

- CCRPI Single Score:



GOSA Policy on School Code Changes

- Elementary Schools: For 2018 through 2019, assign the weighted average of elementary school CCRPI scores from school codes 191, 2068, and 511 to school code 517. For 2018 through 2019, assign the weighted average of elementary school CCRPI scores for school codes 511 and 191 to school code 511. For 2018 through 2019, assign the weighted average of elementary school CCRPI scores for school codes 2068 and 191 to school code 2068.
- Middle Schools: For 2018 through 2019, assign the weighted average of middle school CCRPI scores for school codes 191 and 2060 to school code 2060.



2020 to 2021

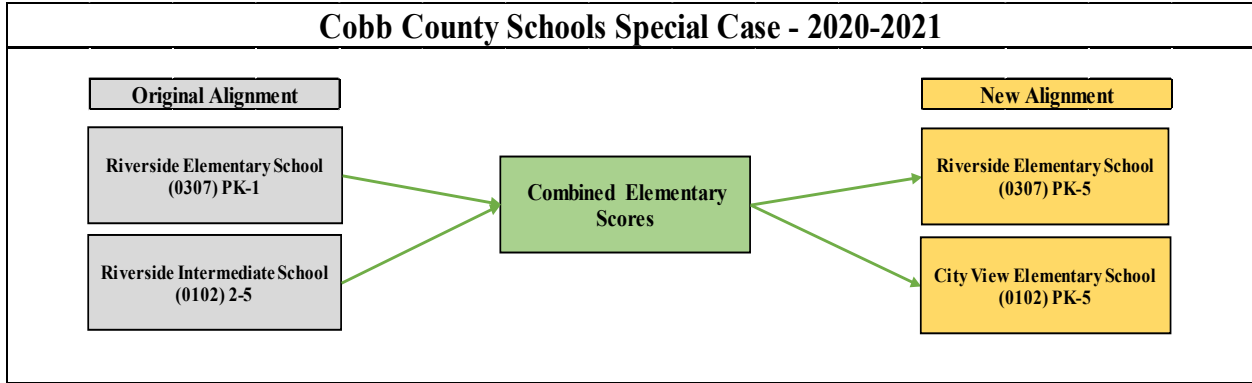
Cobb County Schools (633)

Context/Details: Riverside Elementary School (307, PK-1) and Riverside Intermediate School (102, 2-5) reconfigured to both serve grades PK-5. Riverside Intermediate School changed names to City View Elementary School but retains code 102.

GOSA Calculations:

- CCRPI Single Scores: For 2018 through 2019, assign the weighted average of elementary school CCRPI scores from school codes 307 and 102 to school codes 307 and 102.
- CCRPI Component Scores: There were no component scores released for 2020.
- Indicators: Assign the weighted average of elementary school indicators for school codes 307 and 102 to school code 307 and 102.



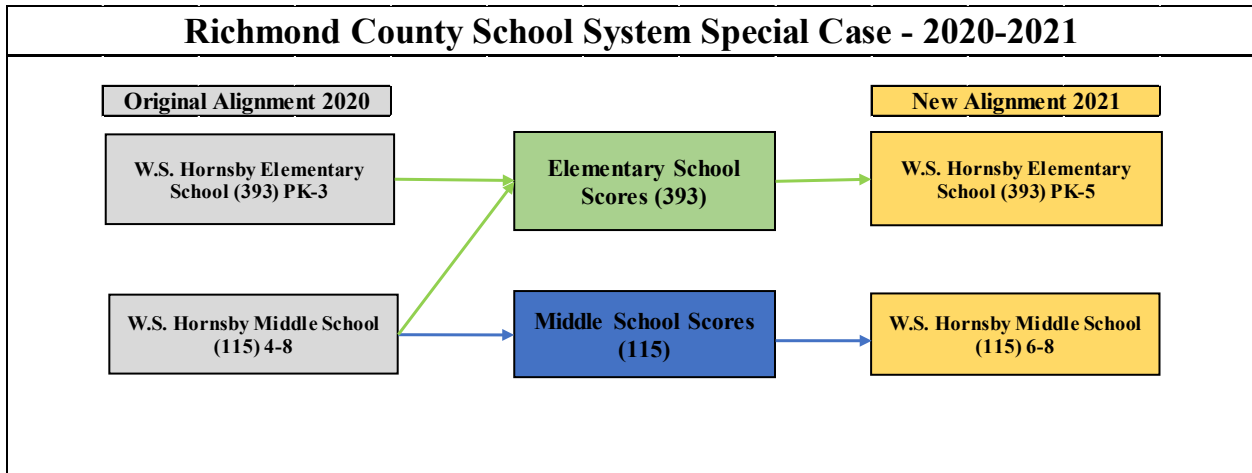


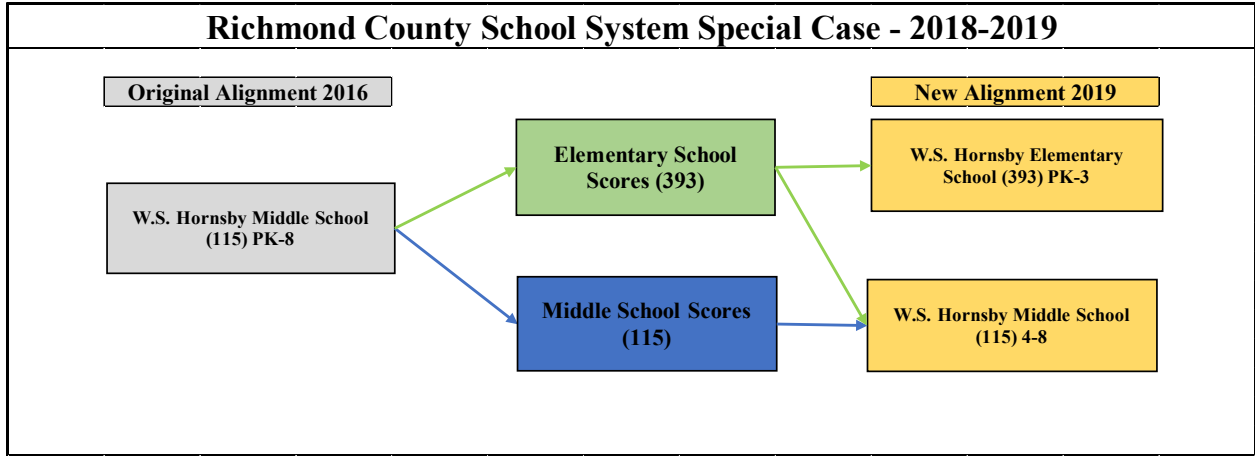
Richmond County School System (721)

Context/Details: Richmond County School System reconfigured a group of schools twice. Between the 2018 and 2019 school years, Richmond County School System changed the grade configurations of W.S. Hornsby Elementary School (393, PK-5) and W.S. Hornsby Middle School (115, 6-8) so that W.S. Hornsby Elementary School (393) served PK-3, while W.S. Hornsby Middle School (115) served 4-8. In the 2020-2021 school year, the configurations of W.S. Hornsby Elementary School (393, PK-5) and W.S. Hornsby Middle School (115, 6-8) reverted to the previous configuration.

GOSA Calculation:

- CCRPI Single Score: For 2018, the grade configuration matches the current configuration, so no changes are required. For 2019, assign the weighted average of elementary school CCRPI scores for school codes 115 and 393 to the Single Score for 393. Assign the middle school CCRPI score for school code 115 to the Single Score for school code 115.
- CCRPI Component Scores: There were no component scores released for 2020.
- Indicators: Assign the weighted average of elementary school indicators for school codes 393 and 115 to school code 393. The middle school scores for school code 115 should remain with school code 115.





2021 to 2022


Dalton Public Schools (772)

Context/Details: Dalton Public Schools reconfigured their middle and high schools. For the 2020-2021 school year, Dalton Middle School (201, 6-8) served all the district’s middle schoolers, while high schoolers were served by Dalton High School (4050, 9-12) and Morris Innovative High School (110, 9-12). For the 2021-2022 school year, Hammond Creek Middle School (377, 6-7) served sixth-seventh grade, while eighth-ninth grade was served by the new Dalton Jr. High School (379, 8-9). The district’s high schools now serve 10th-12th grade.

GOSA Calculation:

- CCRPI Single Score: For 2018 through 2019, assign the Single Score from school code 201 to school code 377. For school code 379, assign the weighted average of Single Scores from school codes 201, 4050, and 110.
- CCRPI Component Scores: There were no component scores released for 2020 or 2021.
- Indicators: For 2019, assign the middle school indicators for school code 201 to school code 377 and 4050. Assign the weighted average of high school indicators for school codes 4050 and 110 to school code 379.
- College enrollment: No changes are required since 12th grade is not affected.





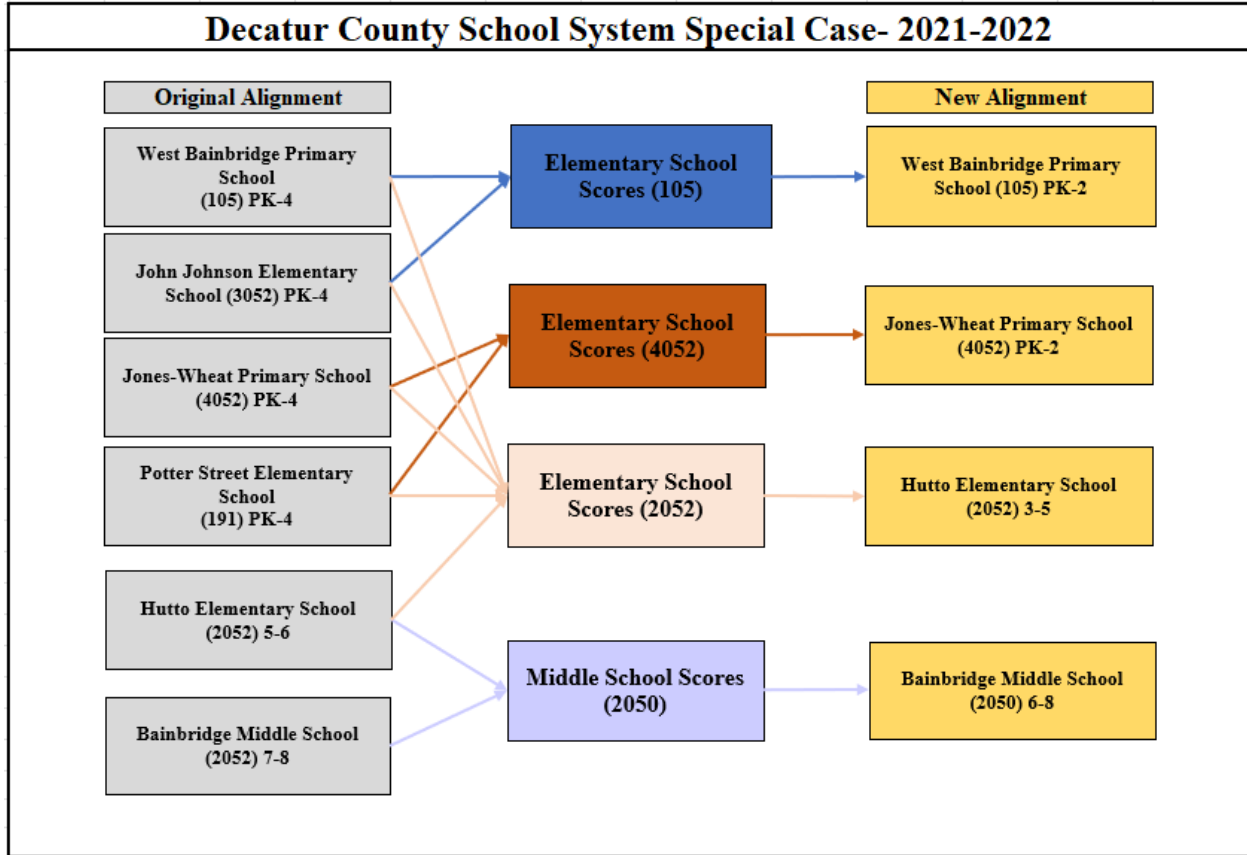
Decatur County Schools (643)

Context/Details: Decatur County reconfigured their elementary and middle schools. The district had four schools serving grades PK-4: West Bainbridge Primary School (105), Potter Street Elementary School (191), Jones-Wheat Primary School (4052), and John Johnson Elementary School (3052). Hutto Elementary School (2052, 5-6) served students from fifth-sixth grade, while Bainbridge Middle School (2050, 7-8) served students from seventh-eighth grade. In the 2021-2022 school year, Potter Street Elementary School (191, PK-4) and John Johnson Elementary School (3052, PK-4) closed. Jones-Wheat Primary School (4052, PK-2) and West Bainbridge Primary School (105, PK-2) both serve grades PK-2. Jones-Wheat Primary School (4052) now serves PK-2 student who previously attended Jones-Wheat Primary School (4052) and Potter Street Elementary School (191). West Bainbridge Primary School (105) now serves PK-2 students who previously attended West Bainbridge Primary School (105) and John Johnson Elementary School (3052). Hutto Elementary School (2052, 305) now serves third-fifth grade. Bainbridge Middle School (2050, 6-8) now serves sixth-eighth grade.

GOSA Calculation:

- CCRPI Single Score: For 2018 through 2019, assign the weighted average of Single Scores for school codes 105 and 3052 to the Single Score for school code 105. Assign the weighted average of Single Scores for school codes 4052 and 191 to the Single Score for school code 4052. Assign the weighted average of elementary CCRPI scores for school codes 105, 3052, 4052, 191, and 2052 to the Single Score for school code 2052. Assign the weighted average of middle CCRPI scores for school codes 2052 and 2050 to the Single Score for school code 2050.
- CCRPI Component Scores: There were no component scores released for 2020 or 2021.
- Indicators: Assign the weighted average of elementary school indicators for school codes 105, 3052, 4052, 191, and 2052 to school code 2052. Assign the weighted average of middle school indicators for school codes 2052 and 2050 to school code 2050.





Greene County Schools (666)

Context/Details: In the 2018-2019 school year, Union Point Elementary (201, K-8) transferred its middle school students to Anita White Carson Middle School (101, 6-8). Union Point Elementary (201) then served K-5. In 2019-2020, this same school code, now called Green County Primary School (201), switched to serve grades PK-3. Greensboro Elementary School (301, PK-5) closed, sending its PK-3 students to Greene County Primary School (201, PK-3). The fourth and fifth graders from Greensboro Elementary School and Greene County Primary School now attend Anita White Carson Middle School (101, 4-8), which previously served sixth-eighth grade. In the 2021-2022 school year, the eighth grade from Anita White Carson Middle School (101, 4-8) moved to Greene County High School (401, 9-12), which now serves eight through twelfth grade. Anita White Carson Middle School (101) now serves fourth through seventh grade.

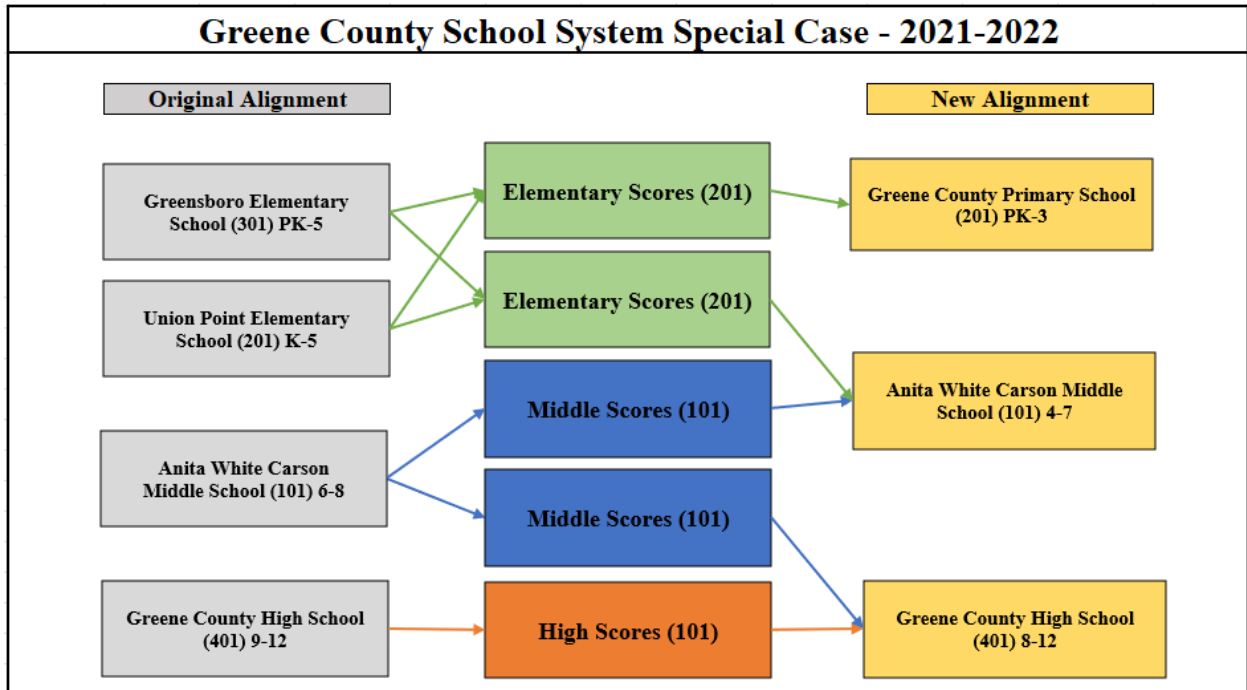
GOSA Calculations:

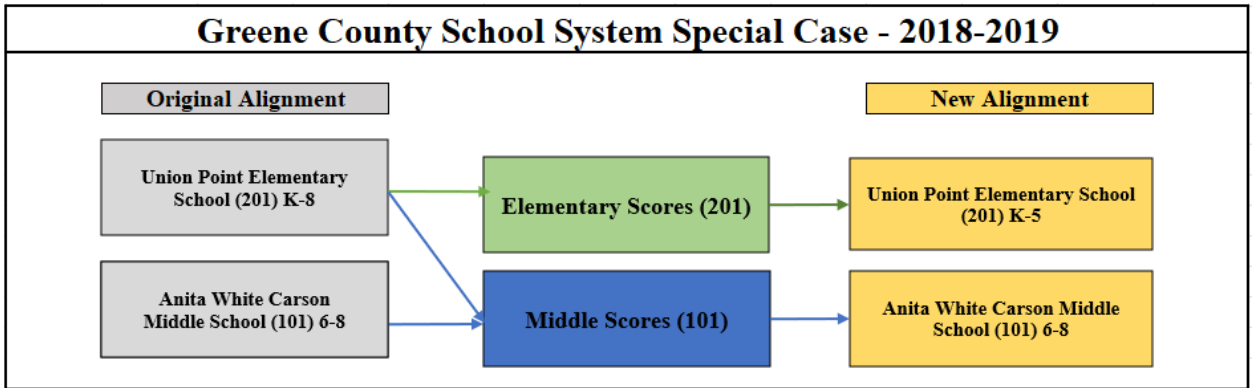
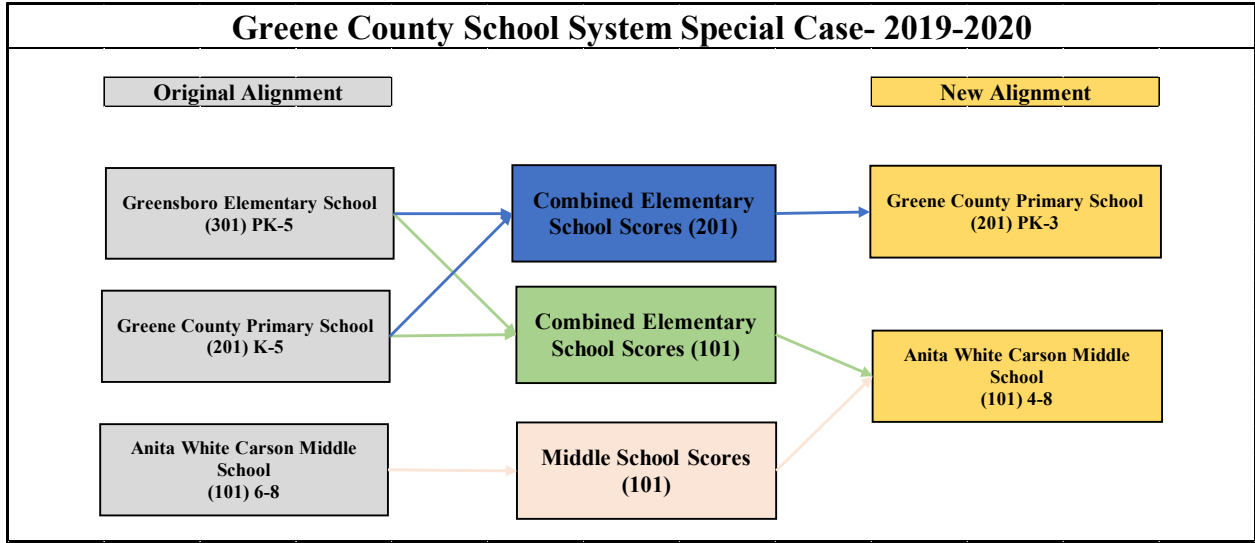
- CCRPI Single Scores: For 2018, assign the weighted average of elementary CCRPI scores from school codes 301 and 201 to the Single Score for school code 201. Assign the weighted average of elementary CCRPI scores from school codes 301 and 201 to the elementary CCRPI score for school code 101. Assign the weighted average of middle school CCRPI scores from 201 and 101 to the middle school CCRPI score for school code 101. Calculate the Single Score for school code 101 using the weighted average of these elementary and middle school CCRPI scores. Assign the weighted average of middle school CCRPI scores from school codes 201 and 101 to



the middle school CCRPI score for school code 401. Calculate the Single Score for school code 0401 using the weighted average of their high school CCRPI score and this newly calculated middle school CCRPI score. For 2019, assign the weighted average of Single Scores from school codes 301 and 201 to the Single Score for school code 201. Assign the weighted average of elementary CCRPI scores from school codes 301 and 201 to the elementary CCRPI score for school code 101. Calculate the Single Score for school code 101 using the weighted average of their middle school CCRPI score and this newly calculated elementary school CCRPI score. Assign the middle school CCRPI score from school code 101 to the middle school CCRPI score for school code 401. Calculate the Single Score for school code 401 using the weighted average of their high school CCRPI score and this new middle school CCRPI score.

- CCRPI Component Scores: There were no component scores released for 2020 or 2021.
- Indicators: Assign the third grade Lexile scores and Milestones scores from school codes 301 and 201 to school code 201. Assign the fifth grade Lexile scores and fourth through fifth grade Milestones scores from school codes 301 and 201 to school code 101. The sixth-seventh grade Milestones scores for school code 101 will remain with school code 101. Assign the eighth grade Lexile scores and Milestones scores for school code 101 to school code 401. The high school indicators for school code 401 will remain with school code 401.
- College Enrollment: No changes are required since 12th grade is not affected.





Floyd County Schools (657)

Context/Details: In the 2018-2019 school year, McHenry Primary School (173, PK-2) closed, merging with Pepperell Primary School (4054, PK-2). In 2020-2021, Pepperell Middle School (273, 6-8) reconfigured to serve sixth and seventh grade, merging their eighth grade into Pepperell High School (107, 9-12), which now serves eight-12th grade. In 2021-2022, Pepperell Primary School (4054, PK-2) reconfigured to serve grades PK-1, sending their second grade to Pepperell Elementary School (199, 2-4), which previously served third through fifth grade and reconfigured to serve second through fourth grade. The fifth grade from Pepperell Elementary School now attends Pepperell Middle School (273, 5-7), which had only been serving sixth and seventh grade.

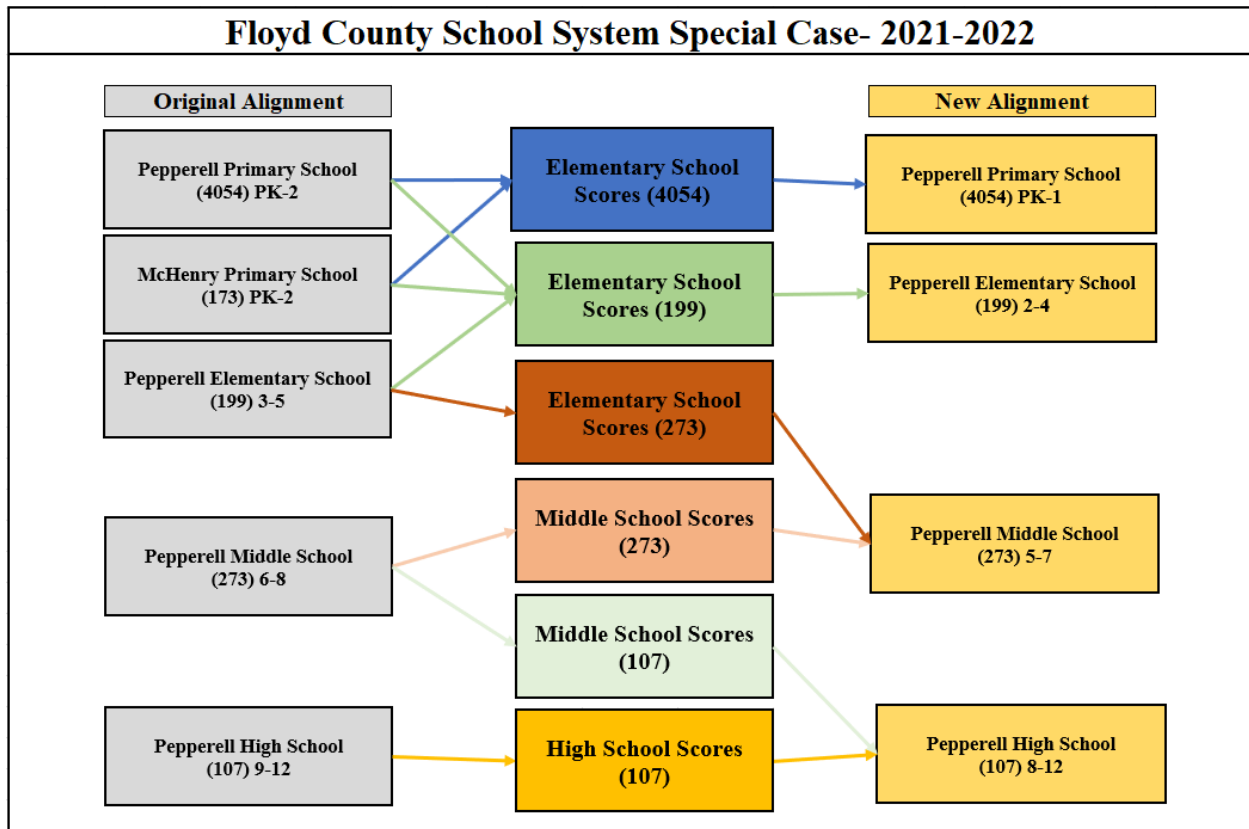
GOSA Calculation:

- CCRPI Single Score: For 2018 and 2019, assign the weighted average of Single Scores for school codes 4054 and 173 to school code 4054. Assign the weighted average of Single Scores for school codes 4054, 173, and 199 to school code 199. Assign the elementary CCRPI score from school code 199 to the elementary CCRPI score for school code 273. Assign the middle CCRPI score from school code 273 to the middle CCRPI score for school code 273. Calculate the Single Score for school code 273 using the weighted average of these elementary and middle school



CCRPI scores. Assign the middle school CCRPI score for school code 273 to the middle school CCRPI score for school code 107. Calculate the Single Score for school code 107 using the weighted average of this new middle CCRPI score and the existing high school CCRPI score for school code 107.

- CCRPI Component Scores: There were no component scores released for 2020 or 2021.
- Indicators: The high school indicators for school code 107 will remain with school code 107 for both 2020 and 2021. The third grade Lexile scores and third and fourth grades Milestones scores for school 199 will remain with school code 199. Assign the fifth grade Lexile scores and Milestones scores for school code 199 to school code 273.
- College Enrollment: No changes are required as 12th grade is not affected.



Context/Details: In the 2020-2021 school year, Model Middle School (203, 6-8) reconfigured to serve six and seventh grade, merging their eighth grade into Model High School (111, 9-12), which now serves eighth -12th grade. In 2021-2022, Johnson Elementary School (102, PK-5) and Model Elementary School (188, PK-5) reconfigured to serve grades PK-4, sending their fifth-grade students to Model Middle School (203, 5-7), which previously served sixth and seventh grade.

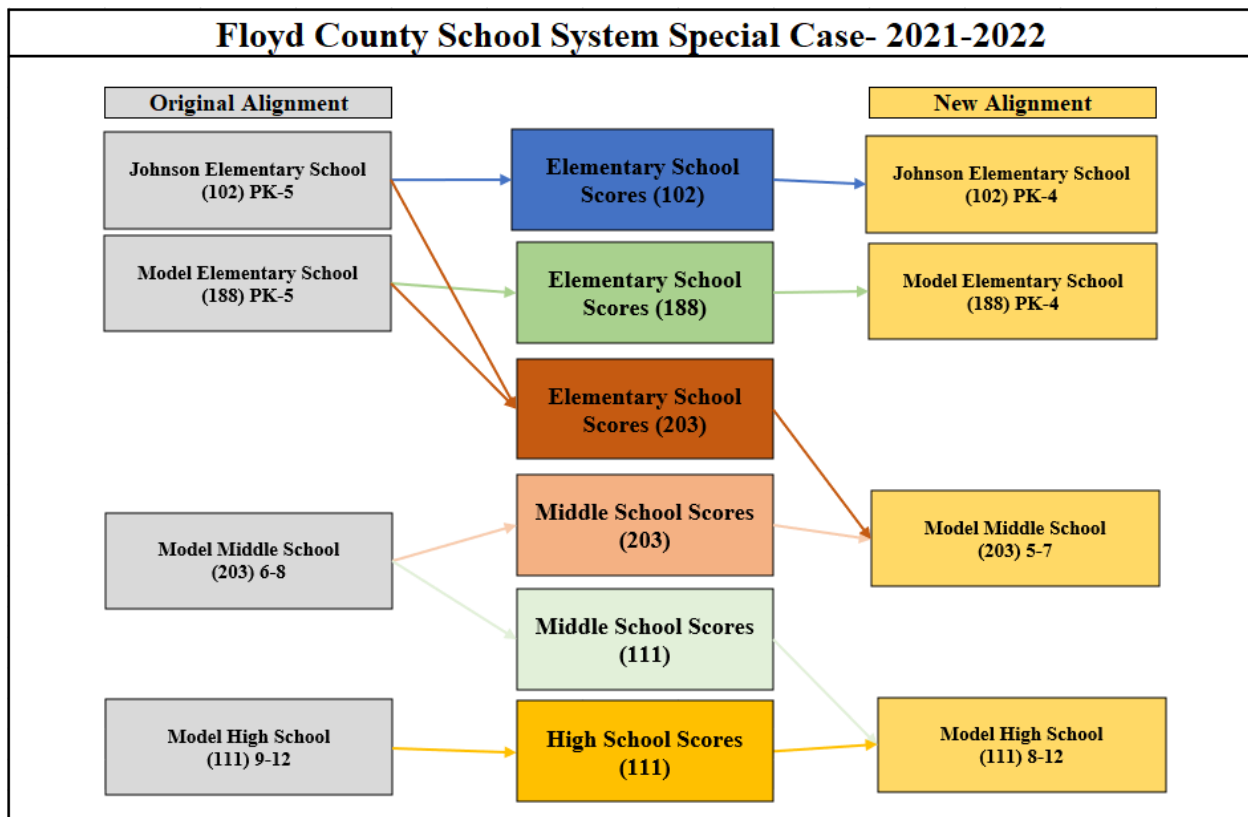
GOSA Calculation:

- CCRPI Single Score: For 2018 and 2019, the Single Scores for school codes 102 and 188 will remain the same. Assign the weighted average of elementary CCRPI scores for school codes 102



and 188 to the elementary CCRPI score for school code 203. Calculate the Single Score for school code 203 using this new elementary CCRPI score and their existing middle school CCRPI score. Assign the middle school CCRPI score for school code 203 to the middle school CCRPI score for school code 111. Calculate the Single Score for school code 111 using this new middle school CCRPI score and the existing high school CCRPI score for school code 111.

- CCRPI Component Scores: There were no component scores released for 2020 or 2021.
- Indicators: The high school indicators for school code 111 will remain with school code 111 for both 2020 and 2021. The third grade Lexile scores and third and fourth grade Milestones for school codes 102 and 188 will remain with school codes 101 and 188. Assign the weighted average of fifth grade Lexile scores and Milestones scores for school codes 102 and 188 to school code 203.
- College Enrollment: No changes are required as 12th grade is not affected.

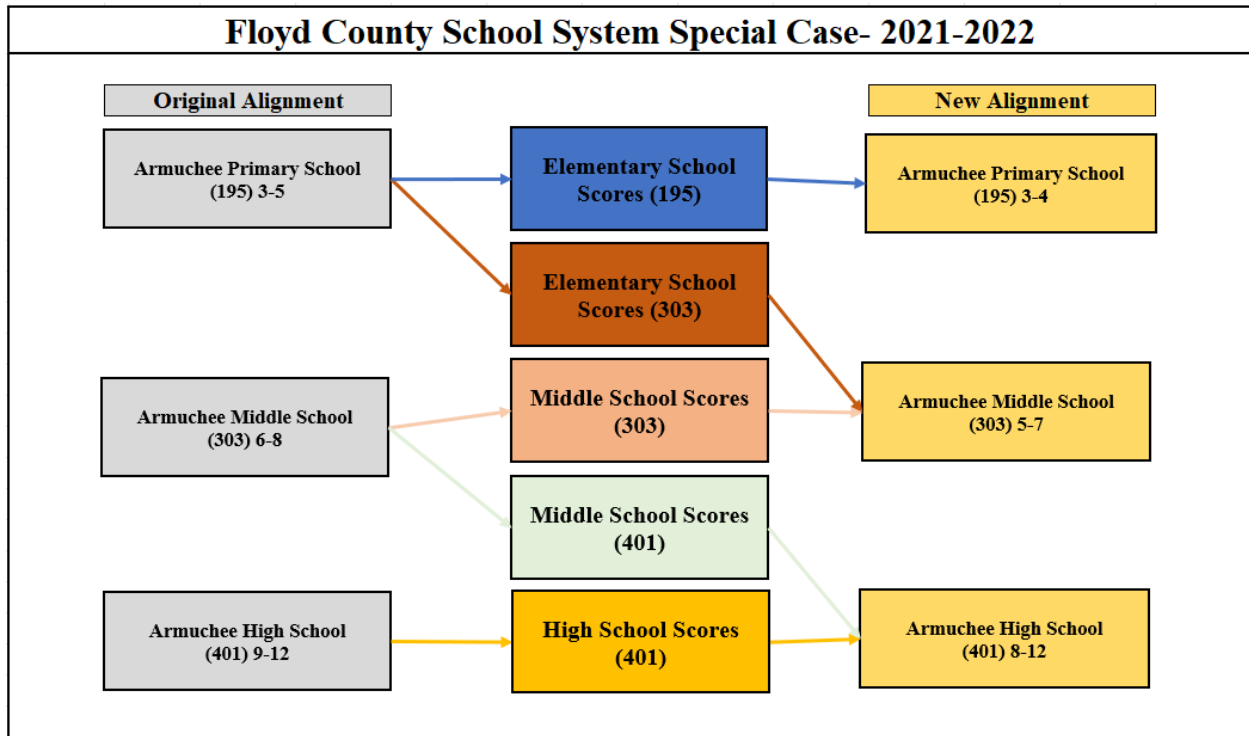


Context/Details: In the 2020-2021 school year, Armuchee Middle School (303, 6-8) reconfigured to serve six and seventh grade, merging their eighth grade into Armuchee High School (401, 9-12), which now serves eighth through 12th grade. In 2021-2022, Armuchee Primary School (195, 3-5) reconfigured to serve third and fourth grade, sending their fifth-grade students to Armuchee Middle School (303, 5-7), which previously served six and seventh grade.

GOSA Calculation:



- CCRPI Single Score: For 2018 and 2019, the Single Scores for school codes 195 will remain the same. Assign the elementary CCRPI score for school codes 195 to the elementary CCRPI score for school code 303. Calculate the Single Score for school code 303 using this new elementary CCRPI score and their existing middle school CCRPI score. Assign the middle school CCRPI score for school code 303 to the middle school CCRPI score for school code 401. Calculate the Single Score for school code 401 using this new middle school CCRPI score and the existing high school CCRPI score for school code 401.
- CCRPI Component Scores: There were no component scores released for 2020 or 2021.
- Indicators: The high school indicators for school code 401 will remain with school code 0401 for both 2020 and 2021. The third grade Lexile scores and third through fourth grade Milestones for school code 195 will remain with school codes 195. Assign the fifth grade Lexile scores and Milestones scores for school codes 195 to school code 303.
- College Enrollment: No changes are required as 12th grade is not affected.



Context/Details: In 2019-2020, Coosa Middle School (103, 6-8) reconfigured to serve six and seventh grade, merging their eighth grade into Coosa High School (5050, 9-12), which now serves eighth through twelfth grade. In 2021-2022, Garden Lakes Elementary School (0252, PK-5), Alto Park Elementary School (1050, PK-5), and Cave Spring Elementary School (3050, PK-5) reconfigured to serve grades PK-4, sending their fifth grade students to Coosa Middle School (103, 6-8), which previously served six and seventh grade.

GOSA Calculation:

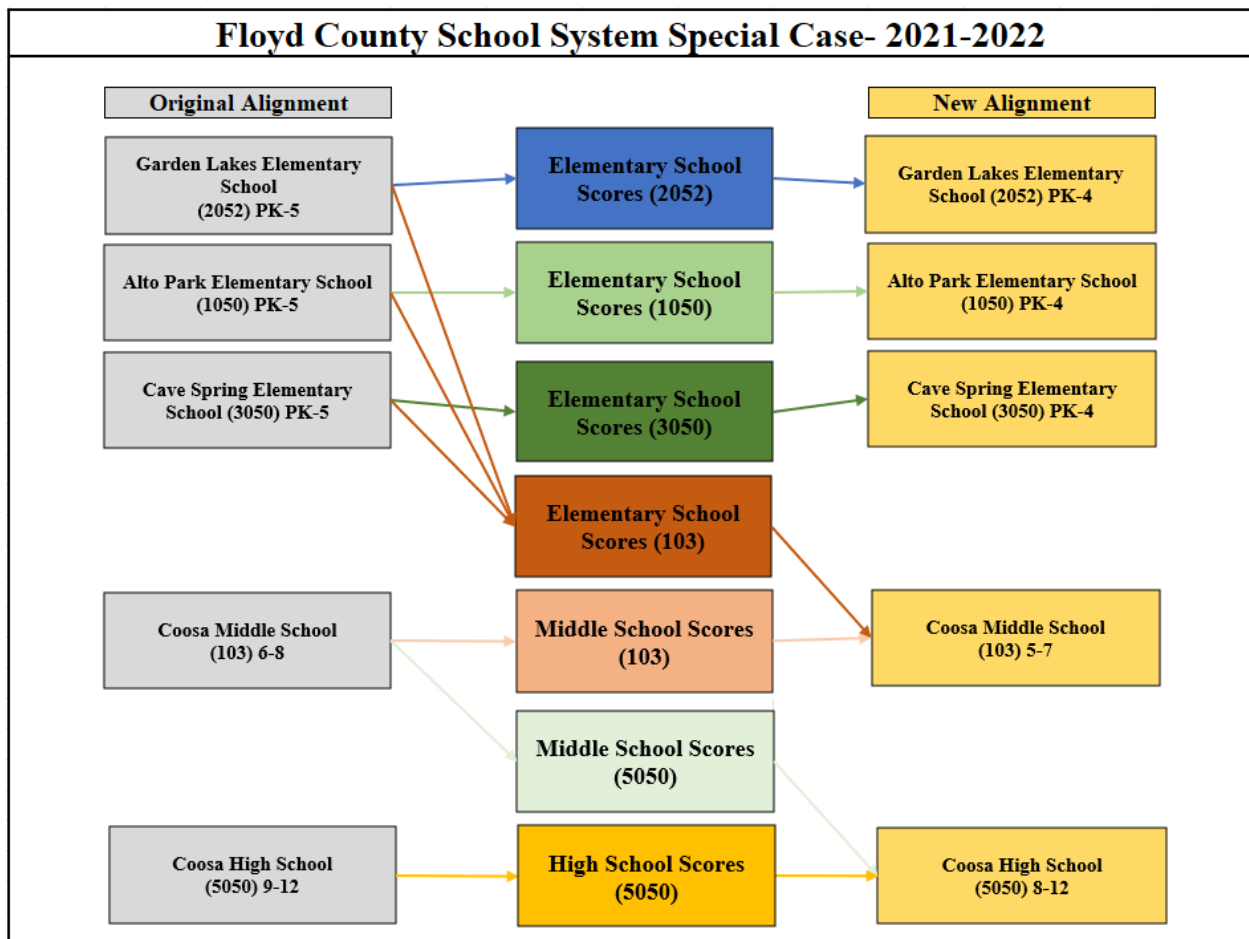
- CCRPI Single Score: For 2018 and 2019, the Single Scores for school codes 2052, 1050, and 3050 will remain the same. Assign the weighted average of elementary CCRPI scores for school



GOSA Policy on School Code Changes

codes 2052, 1050, and 3050 to the elementary CCRPI score for school code 103. Calculate the Single Score for school code 103 using this new elementary CCRPI score and their existing middle school CCRPI score. Assign the middle school CCRPI score for school code 103 to the middle school CCRPI score for school code 5050. Calculate the Single Score for school code 5050 using this new middle school CCRPI score and the existing high school CCRPI score for school code 5050.

- CCRPI Component Scores: There were no component scores released for 2020 or 2021.
- Indicators: The high school indicators for school code 5050 will remain with school code 5050 for both 2020 and 2021. The third grade Lexile scores and third and fourth grade Milestones scores for school codes 2052, 1050, and 3050 will remain with school codes 2052, 1050, and 3050. Assign the weighted average of fifth grade Lexile scores and Milestones scores for school codes 2052, 1050, and 3050 to school code 103.
- College Enrollment: No changes are required as 12th grade is not affected.



Summary of Revisions

Each school year, the policy on school code changes is updated to reflect the most recent year's changes. Code changes from the most recent year are added to the policy and code changes from the oldest year are removed.

May 6, 2016

- Clarified how weighted averages are calculated (Note: The previous version stated that this calculation used FAY enrollment. The calculation uses enrollment from Student Record, the same enrollment records used by GaDOE when calculating a school's Single Score.)
- Added information on how to calculate certain indicators

December 6, 2016

- Added information for the changes from 2015 to 2016
- Added clarifying language to changes from previous years

November 1, 2017

- Added information for the changes from 2016 to 2017
- Added information on Main Street Charter Academy (Fulton County School System) in the "Merged Schools" section
- Added information on Gainesville Middle School (Gainesville City School System) in the "Special Cases" section
- Added information on how college enrollment rates are calculated
- Removed information on expenditure data (This information will be published in a separate document.)
- Added clarifying language to changes from previous years

April 20, 2018

- Added information for the changes from 2017 to 2018
- Added information on W.S. Hornsby K-8 School (Richmond County School System) split for 2016-2017
- Added information regarding Special Case procedures and enrollment weights
- Added information on college enrollment calculations
- Added appendix with two sample code change calculations

October 10, 2018

- Milestones score calculations added for 2016-2018



GOSA Policy on School Code Changes

October 30, 2019

- Added information for the changes from 2018 to 2019
- Moved the 2016-2017 W.S. Hornsby K-8 School (Richmond County School System) split to “Special Cases” section, as the school reconfigured again in 2018-2019
- Added information regarding merges involving part of a grade band

January 30, 2020

- Added the Cherokee County School District special case involving Canton Elementary School, R.M. Moore Elementary School, and John Knox Elementary School

November 30, 2020

- Added information for the changes from 2019 to 2020
- Updated sample code change calculations to reflect new CCRPI formula

December 31, 2021

- Added information for the changes from 2020 to 2021

November X, 2022

- Added information for the changes from 2021 to 2022
- Added table to display which data points GOSA will apply code changes to for 2022
- Moved the 2018-2019 Floyd County merges to “Special Cases” section, as the schools reconfigured again in 2021-2022



Appendix: Sample Calculations

School Code Change Calculation Example 1 (merging 2 schools in the same grade cluster)

Obtain the CCPRI and component scores for each school.

Calculate enrollment weights using student enrollment. Round weights to the third decimal place.

School Year	System ID	System Name	School ID	School Name	Grade Configuration	Grade Cluster	Content Mastery	Progress	Closing Gaps	Readiness	CCRPI Score	Single Score	Student Enrollment Count
2019	321	Georgia County	100	School1	KK, 01, 02, 03, 04, 05	E	100.0	80.9	100.0	94.4	92.2	92.2	520
2019	321	Georgia County	200	School2	KK, 01, 02, 03, 04, 05	E	74.3	78.8	56.3	84.1	75.1	75.1	317

Divide enrollment of each school by the total enrollment. Round the result to the nearest whole number.

School ID	School Name	Student Enrollment Count	Total Enrollment	Rounded Enrollment Weights
100	School1	520	837	0.621
200	School2	317		0.379

Multiply the indicators by the enrollment weights and sum the results. Round the result to the first decimal place.

Content Mastery	New Content Mastery	Progress	New Progress	Closing Gaps	New Closing Gaps	Readiness	New Readiness	CCRPI Score/Single Score	New CCRPI Score/Single Score
100.0	90.3	80.9	80.1	100.0	83.4	94.4	90.5	92.2	85.7
74.3		78.8		56.3		84.1		75.1	



GOSA Policy on School Code Changes

Repeat this process for the other indicators.

Step by Step Process:		
1	Determine enrollment for School1.	520
2	Determine enrollment for School2.	317
3	Add these two values to determine the total enrollment.	$520 + 317 = 837$
4	Divide the value from step 1 (School1) by the total enrollment from step 3 to determine the rounded enrollment weight for School1 (round to the third decimal place).	$520 / 837 = .621$
5	Divide the value from step 2 (School2) by the total enrollment from step 3 to determine the rounded enrollment weight for School2 (round to the third decimal place).	$317 / 837 = .379$
6	To determine the new indicator points, multiply the prior indicator points by the enrollment weights for each school (step 4 and step 5). This example is for content mastery.	$[100.0 \times .621 = 62.1]$ $[74.3 \times .379 = 28.1597]$
7	Add the results, and round the final sum to the first decimal point.	$62.1 + 28.1597 = 90.2579$ (which rounds to 90.3)
8	Repeat this process for the other indicators.	

Please note that this example is intended to show how a school can recalculate CCRPI scores after two schools within the same grade cluster have merged. GOSA employs a similar methodology in the Policy for School Code Changes. However, GOSA determines how to handle school code changes on a case-by-case basis.



GOSA Policy on School Code Changes

School Code Change Example 2 (merging a closed school with 3 existing schools)

Obtain the CCPRI and component scores for each school.

School Year	System ID	System Name	School ID	School Name	Grade Configuration	Grade Cluster	Content Mastery	Progress	Closing Gaps	Readiness	Graduation Rate	CCRPI Score	Single Score	Student Enrollment Count
2019	321	Georgia County	1050	Closed School	09, 10, 11, 12	H	53.1	71.0	54.4	78.2	95.0	68.7	68.7	886
2019	321	Georgia County	1058	School1	09, 10, 11, 12	H	64.6	88.9	58.3	76.7	90.9	77.0	77.0	1094
2019	321	Georgia County	2052	School2	09, 10, 11, 12	H	82.3	96.4	61.1	79.2	92.3	85.4	85.4	1064
2019	321	Georgia County	4062	School3	09, 10, 11, 12	H	68.8	80.9	87.1	72.5	88.9	77.8	77.8	1349

Divide enrollment of the Closed School by the count of receiving schools (3-- School1, School2, and School3). Round the result to the nearest whole number.

School ID	School Name	Student Enrollment Count	$\frac{1}{3}$ Enrollment	Rounded $\frac{1}{3}$Enrollment
1050	Closed School	886	295.33333	295



GOSA Policy on School Code Changes

Calculate enrollment weights using student enrollment of School1, School2, and School3, and 1/3 the enrollment of the Closed School. Round weights to the third decimal place.

School ID	School Name	Student Enrollment Count	Total Enrollment	Rounded Enrollment Weights
1050	Closed School	295	-	-
1058	School1	1094	1389	0.788
2052	School2	1064	1359	0.783
4062	School3	1349	1644	0.821

Multiply the indicators by the enrollment weights and sum the results. Round the result to the first decimal place.

School1

Content Mastery	New Content Mastery
53.1	62.2
64.6	

Progress	New Progress
71.0	85.1
88.9	

Closing Gaps	New Closing Gaps
54.4	57.5
58.3	

Readiness	New Readiness
78.2	77.0
76.7	

Graduation Rate	New Graduation Rate	CCRPI Score/Single Score	New CCRPI Score/Single Score
95.0	91.8	68.7	75.2
90.9		77.0	



GOSA Policy on School Code Changes

Repeat this process for the other schools.

Step by Step Process (School1):		
1	Divide Closed School's enrollment by the number of receiving schools (in this case, by 3). Round result to nearest whole number.	$886/3 = 295$
2	Determine enrollment for School1.	1094
3	Add these two values to determine the total enrollment.	$295 + 1094 = 1389$
4	Divide the value from step 2 (School1) by the total enrollment from step 3 to determine the rounded enrollment weight for School1 (round to the third decimal place).	$1094/1389 = .788$
5	Divide the value from step 1 (Closed School) by the total enrollment from step 3 to determine the rounded enrollment weight for the closed school (round to the third decimal place). Alternatively, you can subtract the result obtained in step 4 from 1 (ex: $1-.788$).	$295/1389 = .212$ OR $(1-.788) = .212$
6	To determine the new indicator points, multiply the prior indicator points by the enrollment weights for each school (step 4 and step 5). This example is for content mastery.	$[53.1 \times .212 = 11.2572]$ $[64.6 \times .788 = 50.9048]$
7	Add the results, and round the final sum to the first decimal point.	$11.2572 + 50.9048 = 62.162$ (which rounds to 62.2)
8	Repeat this process for the other indicators.	

Please note that this example is intended to show how a school can recalculate CCRPI scores after one school closes, and students are split among multiple existing schools. GOSA employs a similar methodology in the Policy for School Code Changes. However, GOSA determines how to handle school code changes on a case-by-case basis.

