

User's Guide for Georgia School Grades Reports

January 2019

Prepared by:



Table of Contents

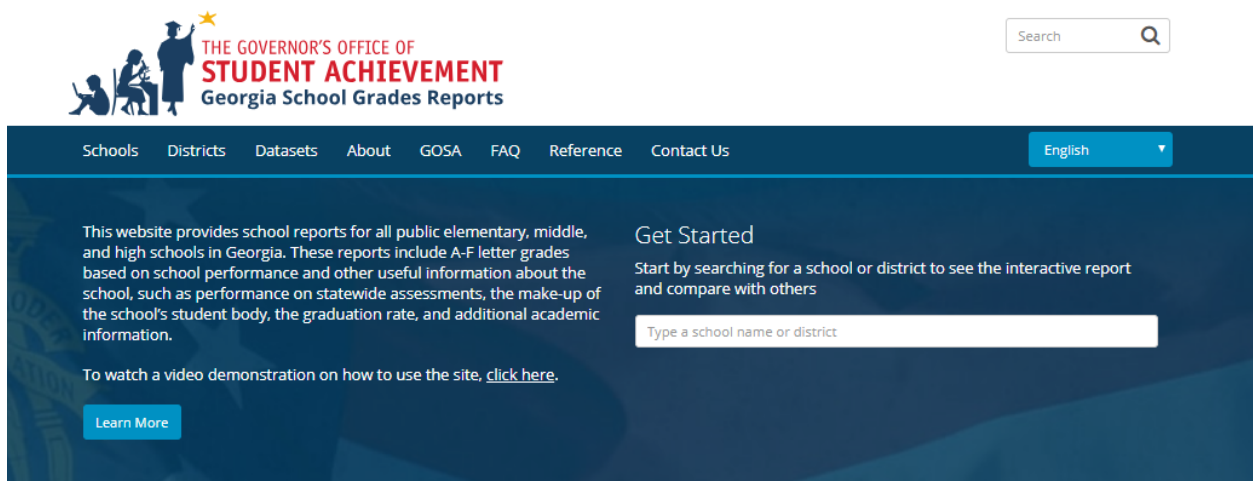
Introduction.....	2
Landing Page	2
Other Search Options.....	3
Individual School Pages.....	4
Additional Features	6
Comparison Tool	8
Share on Social Media	10
Downloadable Reports.....	10
Download the Data	10
Guide to the Tabs at the Top of the Website.....	11
Schools.....	11
Datasets	11
About	11
GOSA.....	11
FAQ	11
Reference	12
Contact.....	12

Introduction

This document serves to help users navigate the Georgia School Grades Reports website, found at this link: <https://schoolgrades.georgia.gov/>. The screenshots used in this guide contain information on a fictional school and do not contain actual numbers.

Landing Page

A screenshot of the landing page of the Georgia School Grades Reports website is below.



Not sure what you are looking for?

Browse by District

Start typing the district name then press return to see the full list of schools in that district.

Browse by Grade Cluster

Looking for elementary, middle, or high schools specifically?

Browse all Schools

View and filter the whole list of schools in the state to find exactly the one you are looking for

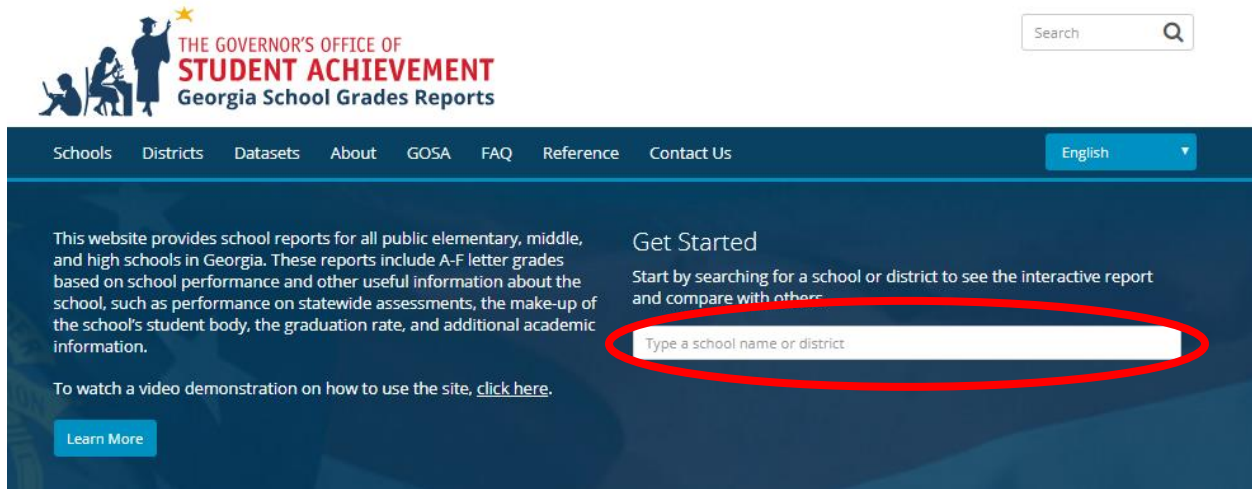
Get the data

To access complete datasets underlying the school grades, click on the link below.



User's Guide for the Georgia School Grades Reports

To search for a school, start typing the name of the school in the box circled below, and select the school from the drop-down menu. The School Grades Reports site attempts to use school names that match the school and district websites. If you are having trouble finding your school, try filtering by district first.



The screenshot shows the top of the website. On the left is the logo for 'THE GOVERNOR'S OFFICE OF STUDENT ACHIEVEMENT Georgia School Grades Reports'. On the right is a search box with the text 'Search' and a magnifying glass icon. Below the logo is a navigation menu with links: Schools, Districts, Datasets, About, GOSA, FAQ, Reference, Contact Us. To the right of the menu is a language dropdown menu set to 'English'. The main content area has a dark blue background. On the left, there is a paragraph of text about the website's purpose and a 'Learn More' button. On the right, there is a 'Get Started' section with a paragraph of text and a search input field. The search input field is circled in red and contains the placeholder text 'Type a school name or district'.

Other Search Options

Use the options below to search by district, grade cluster (elementary, middle, or high), or to view all schools.

Not sure what you are looking for?

Browse by District

Start typing the district name then press return to see the full list of schools in that district.

Browse by Grade Cluster

Looking for elementary, middle, or high schools specifically?

Grade Cluster ▾

Browse all Schools

View and filter the whole list of schools in the state to find exactly the one you are looking for

Go to Schools

To browse by district, type the district name in the box under “Browse by District,” and select the district from the drop-down menu. The next page will list all schools in the district that have school reports. Click on the school you wish to view.

To browse by grade cluster, click the “Grade Cluster” button, and select the desired grade cluster from the drop-down menu. The next page will list all schools that serve students in that grade cluster. You can filter your selection by cluster or district using the filters on the left-hand side of the page.

To browse all schools, click the “Go to Schools” button.



Individual School Pages

Once you have selected a school and are directed to that school's page, you will see the school's address, website, phone number, and enrollment information on the left and a performance snapshot on the right. The snapshot provides a high-level summary of the school's performance outcomes compared to the state and district. For more information on where GOSA obtains this information, [please visit the Reference page](#).

📍 1 School Pride Drive, Hometown, GA 33333

🌐 [District Website](#)

☎ (555)555-5555

🏠 Grades: K-12

👥 Enrollment: 738 students

Performance Snapshot

- ██████████'s overall performance is higher than 62% of schools in the state and is higher than its district.
- Its elementary students' academic growth is higher than 87% of elementary schools in the state and higher than its district.
- Its middle school students' academic growth is higher than 28% of middle schools in the state and lower than its district.
- Its high school students' academic growth is higher than 42% of high schools in the state and higher than its district.
- 54.4% of its 3rd grade students are reading at or above the grade level target.
- 62.3% of its 8th grade students are reading at or above the grade level target.
- Its four-year graduation rate is 95.8%, which is higher than 90% of high schools in the state and similar to its district.
- 52.9% of graduates are college and career ready.

The next section shows school-wide information, including the school's letter grade, CCRPI single score, student mobility rate, School Climate Star Rating, Financial Efficiency Star Rating, per-pupil expenditure, and the demographic composition of the student body.

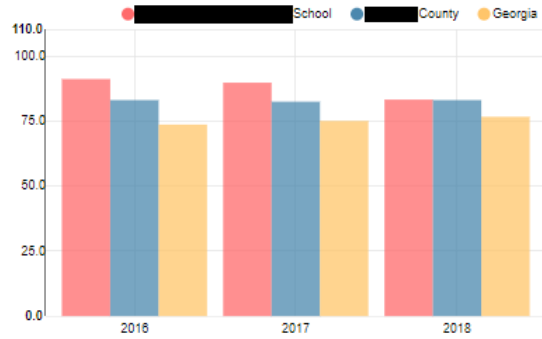
School Wide

B
83.2

Year	School
2018	B
2017	B
2016	A
2015	B
2014	A

Grade conversion	
A	90 - 100
B	80 - 89.9
C	70 - 79.9
D	60 - 69.9
F	0 - 59.9

CCRPI Single Score



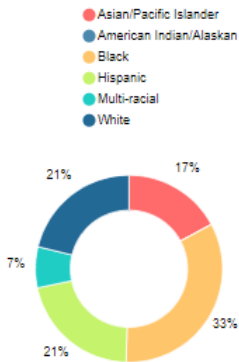
Student Mobility Rate

18.3%

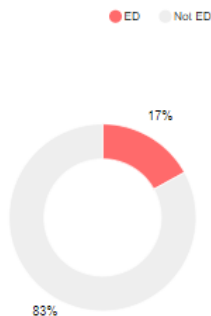
School Climate Star Rating



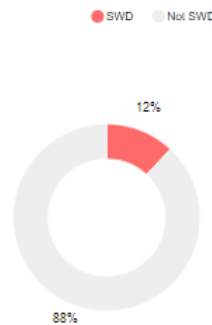
Race/Ethnicity



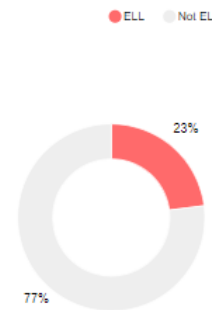
Economically Disadvantaged (ED)



Students with Disability (SWD)

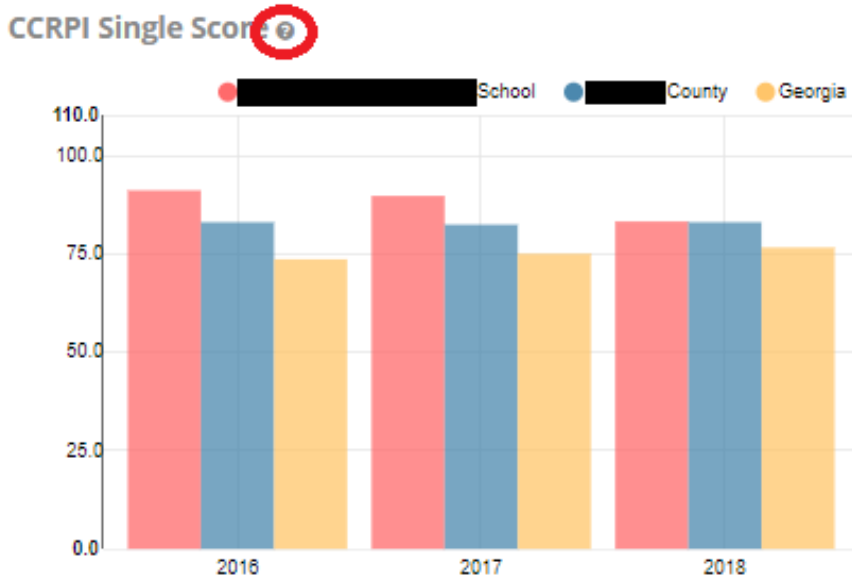


English Language Learners (ELL)

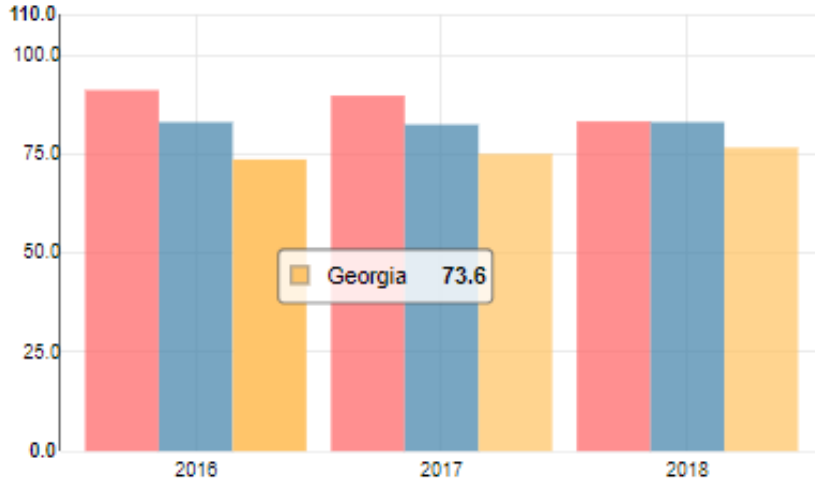


Additional Features

Each time you see a question mark next to a graph, you can click the question mark to get more information about the graph.



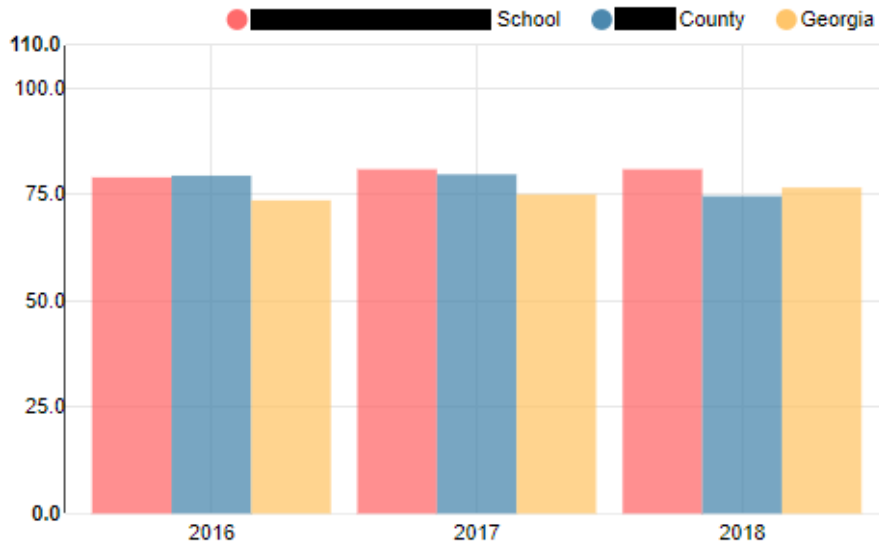
If you place the cursor over the bars in the graphs, the values of these bars will appear, as seen below.



You can also remove bars and pie sections from the graphs by clicking on the legend. You can add them back by clicking the legend again. In the example below, clicking on the district in the legend removes the district information from the graph.

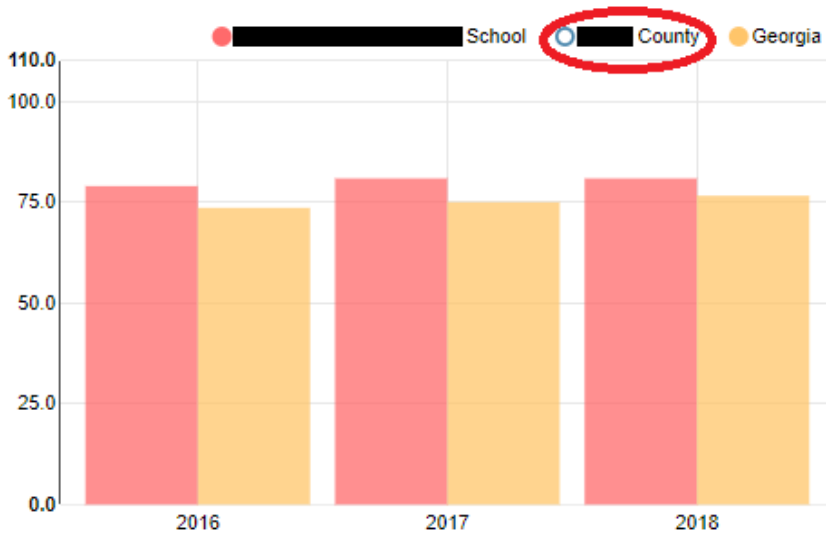
Before:

CCRPI Single Score



After:

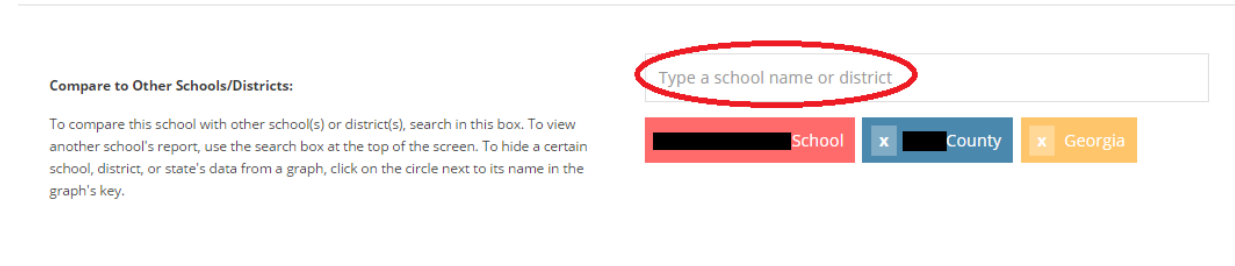
CCRPI Single Score



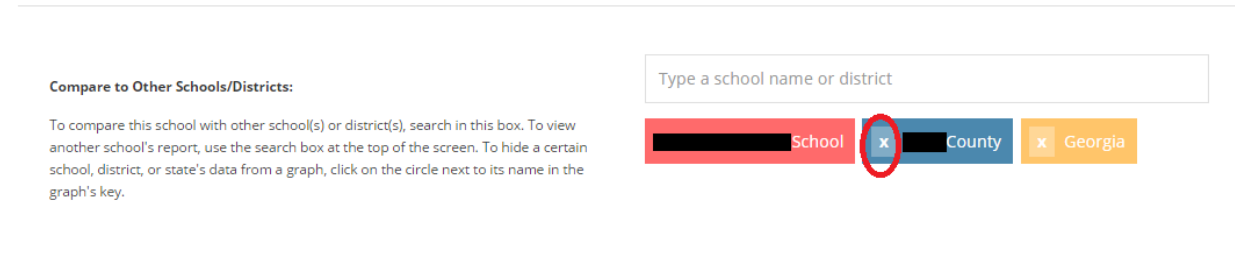
The white circle tells you which observations are not displayed in the graph.

Comparison Tool

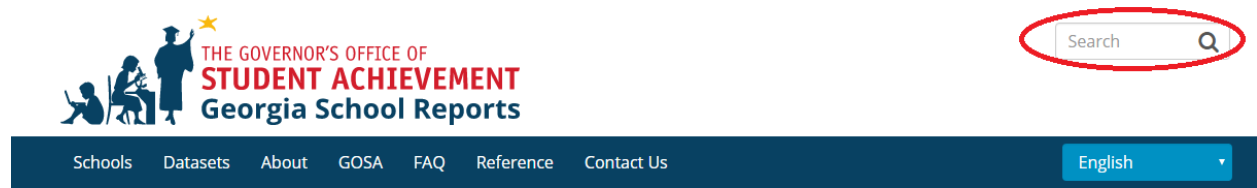
The comparison tool allows users to compare the school with other schools, districts, and the state. By default, each school is compared to its district and the state. To add another school or district, type the name of the school or district in the circled box, and select the school or district from the drop-down menu.



To remove a school, district, or the state, click the “x” next to the school, district, or state selection you would like to remove.



Note that you cannot remove the originally selected school. To view another school's individual school page, search for that school in the upper right-hand corner of the page and select the school from the drop-down menu. You will then need to select the school on the next page.



The next section shows the school's performance on important components of the school's letter grade. It is displayed by grade cluster—elementary (grades K-5), middle (grades 6-8), and high school (grades 9-12)—but most schools only serve one grade cluster. Only the information applicable to the school will show up. For example, for a school that serves grades K-5, only the elementary section is presented, as seen below.

Elementary

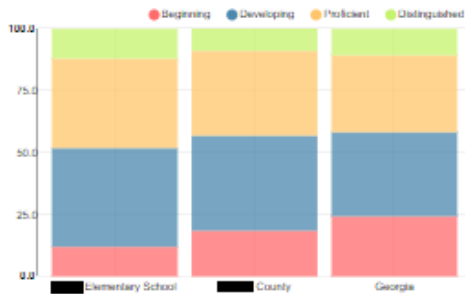
CCRPI Score

Elementary School

Indicator	2018
Content Mastery	70.7
Progress	74.9
Closing Gaps	50.0
Readiness	84.1
CCRPI Score	71.7

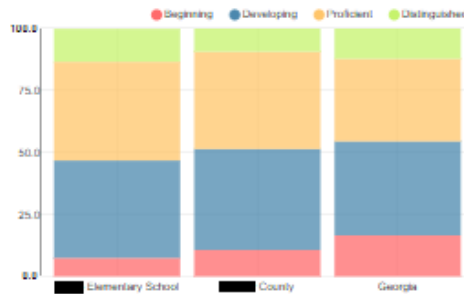
English

Percent of students scoring in each performance level on 2018 Georgia Milestones for elementary grades



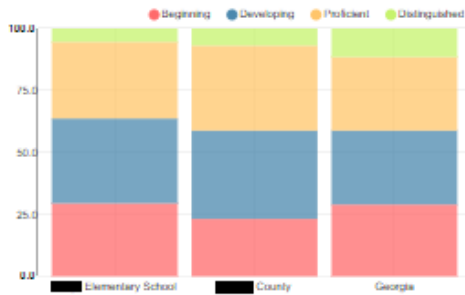
Mathematics

Percent of students scoring in each performance level on 2018 Georgia Milestones for elementary grades



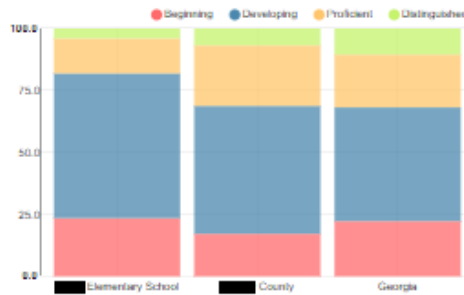
Science

Percent of students scoring in each performance level on 2018 Georgia Milestones for elementary grades



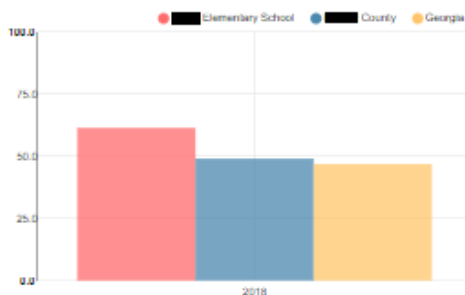
Social Studies

Percent of students scoring in each performance level on 2018 Georgia Milestones for elementary grades



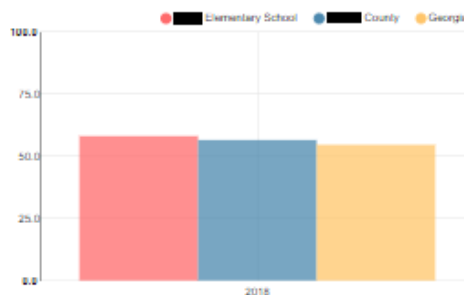
Reading at or above the Grade Level Target (3rd Grade)

Percent of students in grade 3 achieving Lexile measure equal to or greater than 670



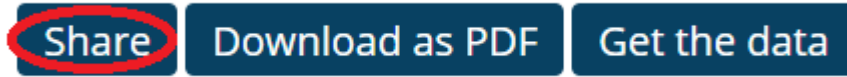
Reading at or above the Grade Level Target (5th Grade)

Percent of students in grade 5 achieving Lexile measure equal to or greater than 920



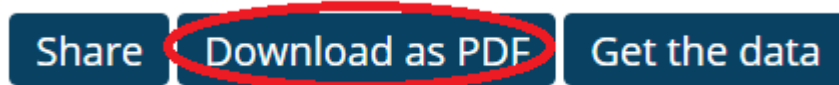
Share on Social Media

To share a school's report on Facebook, Twitter, or LinkedIn, click the "Share" button at the bottom of the school's page (circled in red below).



Downloadable Reports

To access a PDF of the school's information, click the "Download as PDF" button at the bottom of the school's page (circled in red below). This PDF only contains information on the school, its district, and the state. Schools or districts that are added or removed in the comparison tool are not included in the downloadable reports.



Download the Data

To download the data shown on the school's report, click the "Get the data" button (circled in red below). For an explanation of the column headers in the downloaded data, download the key by clicking on the link circled in blue below ("Explanations for data columns can be downloaded here."). This file only contains information on the school, its district, and the state. Schools or districts that are added or removed in the comparison tool are not included in the file. To view the data for all schools, districts, and the state, [go to the Datasets page](#).



The PDF feature will only show the original school report and not any comparisons shown above. [Explanations for data columns can be downloaded here.](#)

Guide to the Tabs at the Top of the Website

Schools

On this tab, you can view all schools with school reports on the website or search for a school by name. You can also filter the schools based on grade cluster and district.

Districts

On this tab, you can view all school districts in the state of Georgia or search for a specific district. Select a district name to see its district-level report.

Datasets

This page contains links to all of the datasets used in the school reports and the key for those files. The datasets are organized into three levels: school, district, and state. Click on either the School-, District-, or State-Level Data links below to view the corresponding datasets, in addition to an explanation of the dataset variables. The number under each link indicates the number of datasets available for each level.

The screenshot shows the 'Datasets' page interface. On the left, there are three filter menus: 'Filter by resources » format:' with 'csv (3)' selected; 'Filter by author:' with 'Anonymous (3)' selected; and 'Filter by license:' with 'License Not Specified (3)' selected. The main content area is titled 'Datasets' and shows '3 datasets'. Below this is a search bar, a 'Sort by' dropdown set to 'Date changed', an 'Order' dropdown set to 'Descending', and an 'Apply' button. Three dataset categories are listed: 'School-Level Data' with 6x CSV files, 'District-level Data' with 4x CSV files, and 'State-Level Data' with 4x CSV files.

About

This tab explains the purpose of the website and provides contact information for the Governor's Office of Student Achievement (GOSA).

GOSA

Clicking on this tab takes users to GOSA's homepage.

FAQ

This page contains the answers to frequently asked questions.



Reference

This page contains information on where GOSA obtained the data used on this site.

Contact Us

This page contains a form for users to fill out with questions for GOSA about this site.