

# User's Guide for Georgia School Reports

---

*May 2016*

Prepared by:



# Table of Contents

---

Introduction.....	2
Landing Page .....	2
Other Search Options.....	3
Individual School Pages.....	4
Additional Features.....	6
Comparison Tool .....	8
Share on Social Media .....	10
Downloadable Reports.....	10
Download the Data .....	10
Guide to the Tabs at the Top of the Website.....	11
Schools.....	11
Datasets.....	11
About .....	11
GOSA.....	11
FAQ .....	11
Reference .....	12
Contact.....	12

## Introduction

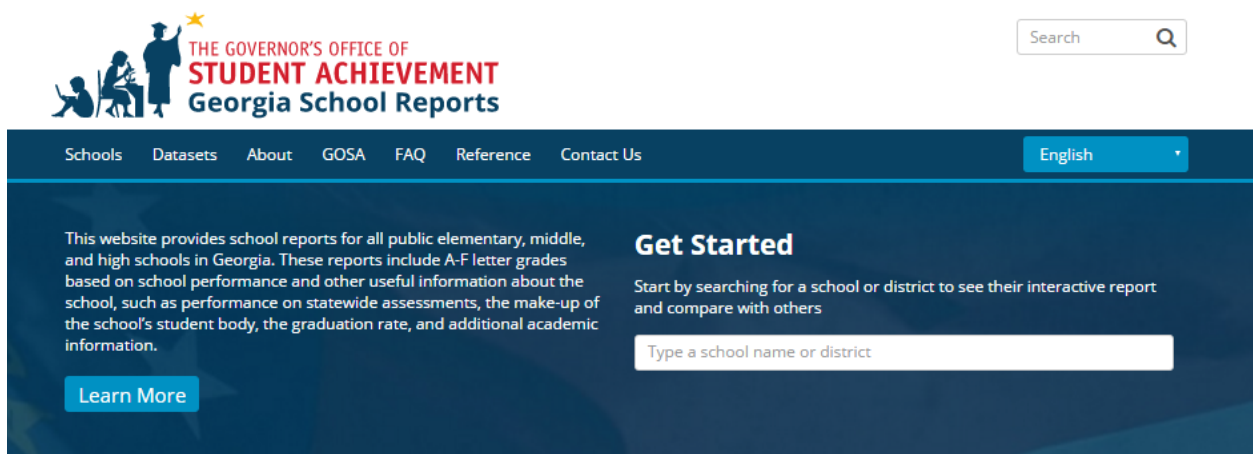
---

This document serves to help users navigate the Georgia School Reports website, found at this link: <https://schoolgrades.georgia.gov/>. The screenshots used in this guide contain information on a fictional school and do not contain actual numbers.

## Landing Page

---

A screenshot of the landing page of the Georgia School Reports website is below.



Not sure what you are looking for?

### Browse by District

Start typing the district name then press return to see the full list of schools in that district.

### Browse by Grade Cluster

Looking for Elementary, middle, or high schools specifically?

### Browse all Schools

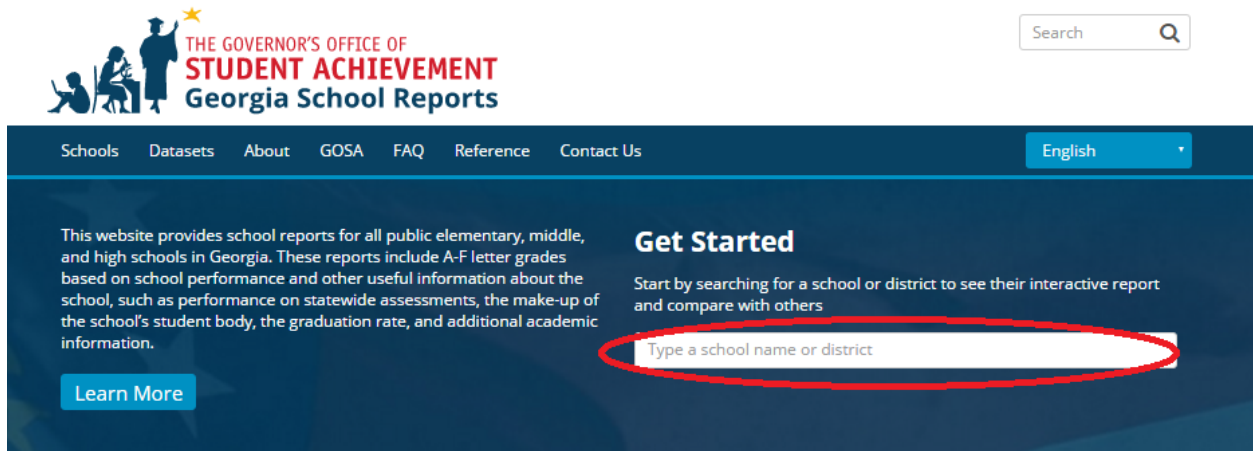
View and filter the whole list of schools in the state to find exactly the one you are looking for

## Get the data

To access complete datasets underlying the school grades, click on the link below.



To search for a school, start typing the name of the school in the box circled below, and select the school from the drop-down menu.



### ***Other Search Options***

Use the options below to search by district, grade cluster (elementary, middle, or high), or to view all schools.

Not sure what you are looking for?

#### **Browse by District**

Start typing the district name then press return to see the full list of schools in that district.

#### **Browse by Grade Cluster**

Looking for elementary, middle, or high schools specifically?

#### **Browse all Schools**

View and filter the whole list of schools in the state to find exactly the one you are looking for

To browse by district, type the district name in the box under “Browse by District,” and select the district from the drop-down menu. The next page will list all schools in the district that have school reports. Click on the school you wish to view.

To browse by grade cluster, click the “Grade Cluster” button, and select the desired grade cluster from the drop-down menu. The next page will list all schools that serve students in that grade cluster. You can further filter your selection by additional cluster information and by district by using the filters on the left-hand side of the page.

To browse all schools, click the “Go to Schools” button.

## Individual School Pages

---

Once you have selected a school and are directed to that school's page, you will see the school's directory information on the left and a performance snapshot on the right. The snapshot provides a high-level summary of the school's performance outcomes compared to the state and district. For more information on where GOSA obtains this information, [please visit the Reference page](#).

- 📍 1 School Pride Drive, Hometown, GA 33333
- 🌐 [District Website](#)
- 📞 (555)555-5555
- 🏠 Grades: K-12
- 👥 Enrollment: 738 students

### Performance Snapshot

- **██████████** overall performance is higher than 62% of schools in the state.
- Its elementary students' **academic growth** is higher than 68% of elementary schools in the state.
- Its middle school students' **academic growth** is higher than 6% of middle schools in the state.
- Its high school students' **academic growth** is higher than 21% of high school schools in the state.
- 61.6% of its 3rd grade students are reading on grade level.
- 78.0% of its 8th grade students are reading on grade level.
- Its four-year graduation rate is 74.1%, which is higher than 42% of Georgia high schools.
- 58.0% of graduates are college ready.

The next section shows school-wide information, including the school's letter grade, CCRPI single score, and the demographic composition of the student body.

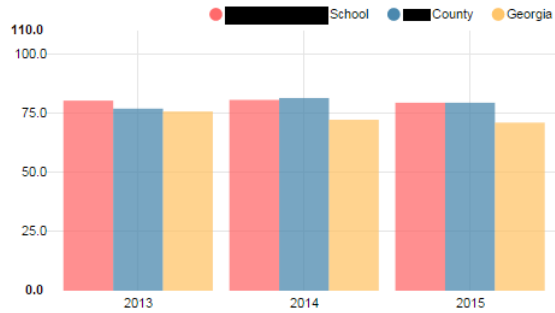
## School Wide

**C**  
79.5

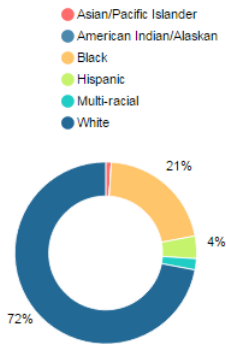
Year	School
2015	C
2014	B
2013	B
2012	B

Grade conversion	
A	90 - 100
B	80 - 89.9
C	70 - 79.9
D	60 - 69.9
F	0 - 59.9

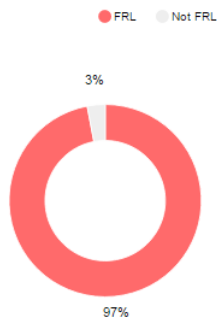
CCRPI Single Score



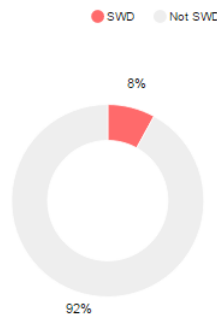
Race/Ethnicity



Free/Reduced-Price Lunch (FRL)



Students with Disability (SWD)

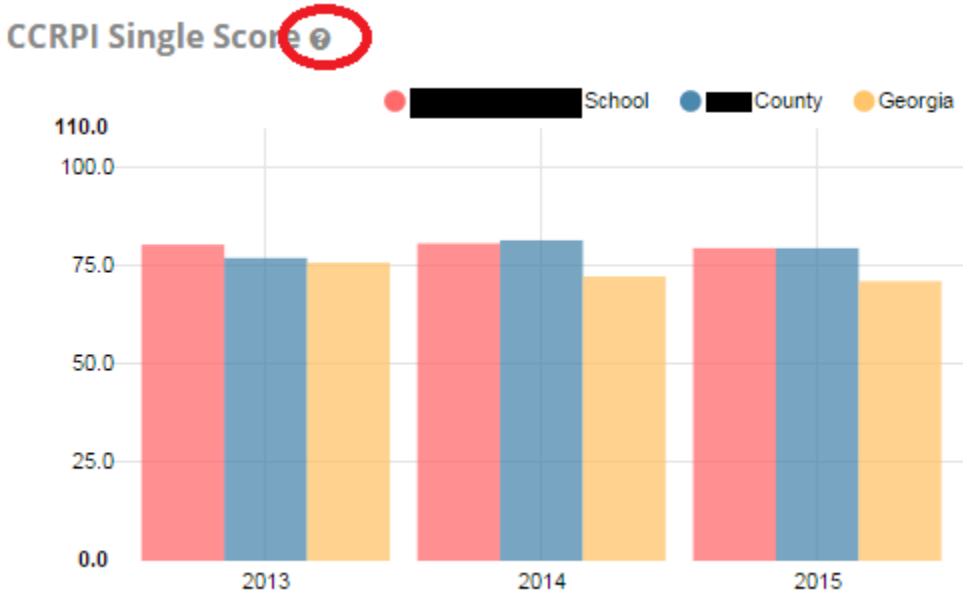


English Language Learners (ELL)

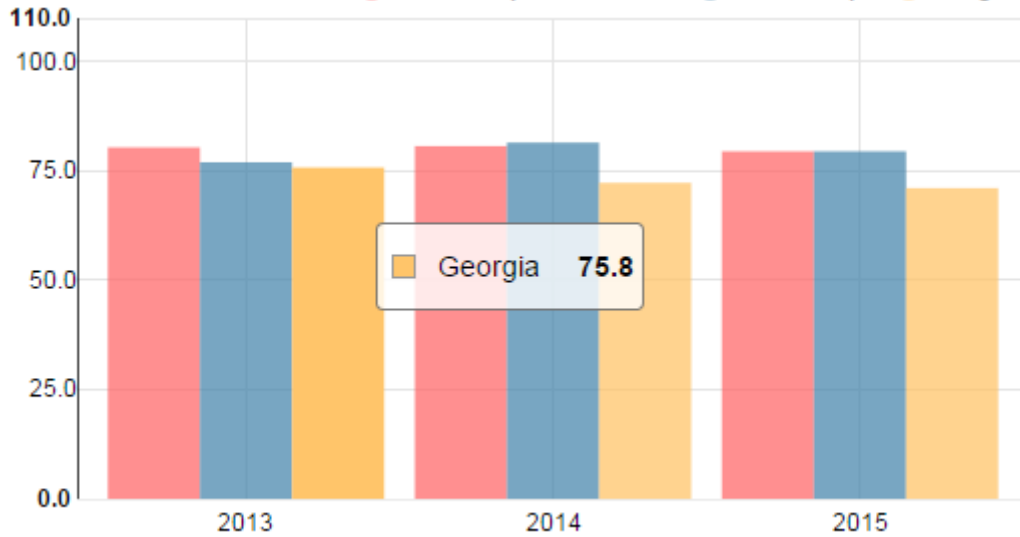


**Additional Features**

Each time you see a question mark next to a graph, you can click the question mark to get more information about the graph.



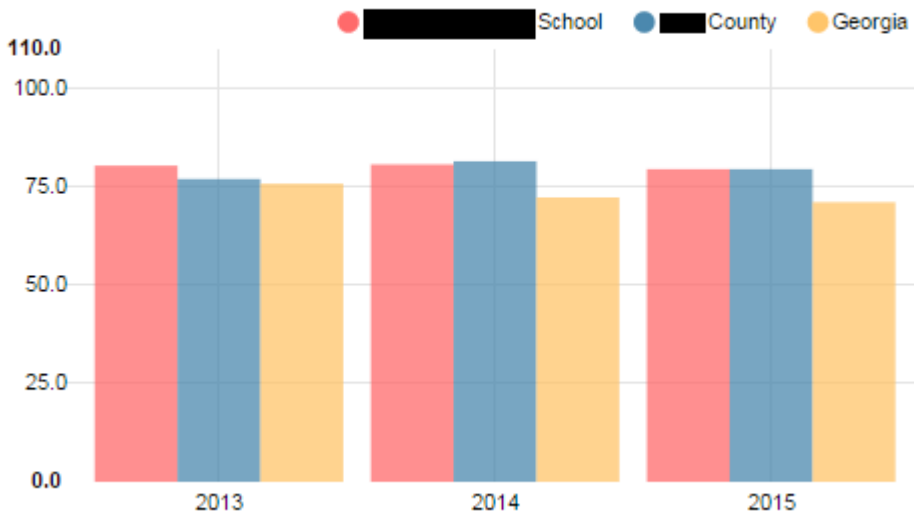
If you place the cursor over the bars in the graphs, the values of these bars will appear, as seen below.



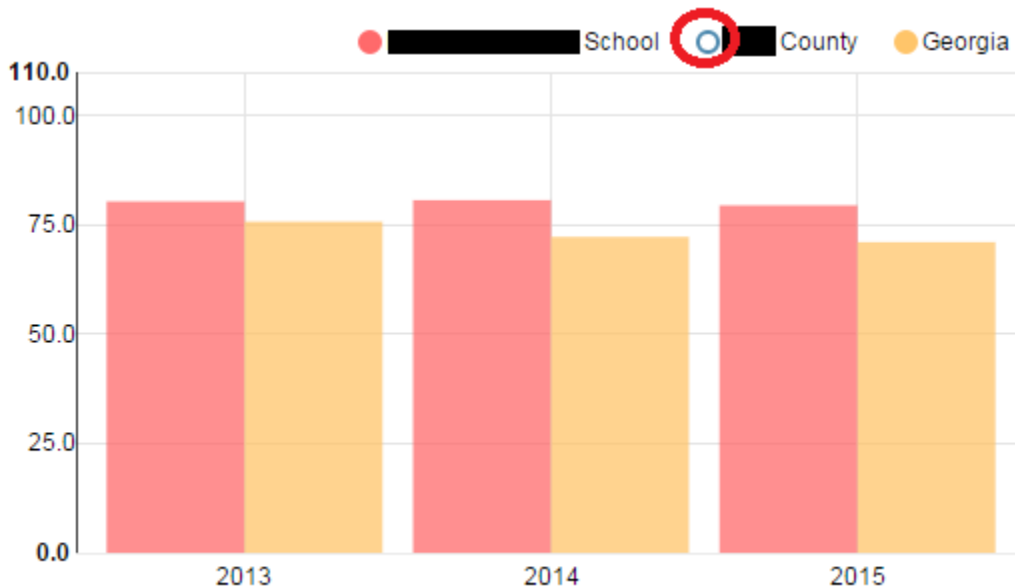
You can also remove bars and pie sections from the graphs by clicking on the legend. You can add them back by clicking the legend again. In the example below, clicking on the district in the legend removes the district information from the graph.

Before:

### CCRPI Single Score



After:

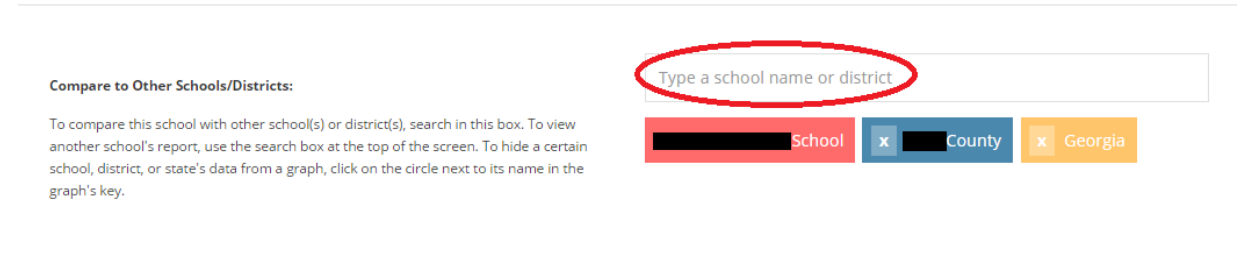


The white circle tells you which observations are not displayed in the graph.

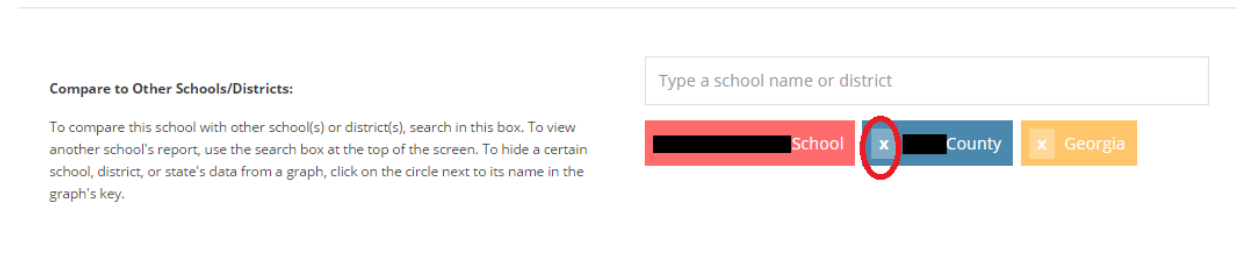


### Comparison Tool

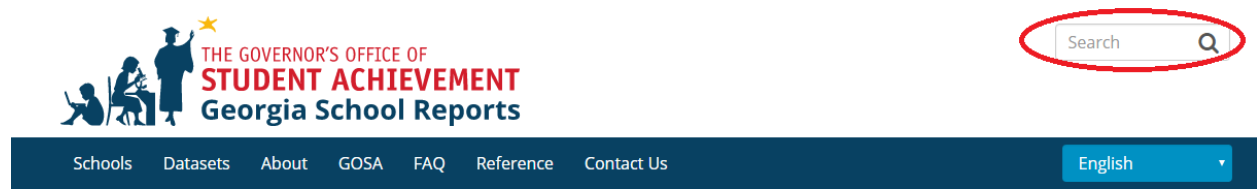
The comparison tool allows users to compare the school with other schools, districts, and the state. By default, each school is compared to its district and the state. To add another school or district, type the name of the school or district in the circled box, and select the school or district from the drop-down menu.



To remove a school, district, or the state, click the “x” next to the school, district, or state selection you would like to remove.



Note that you cannot remove the originally selected school. To view another school's individual school page, search for that school in the upper right-hand corner of the page and select the school from the drop-down menu. You will then need to select the school on the next page.



The next three sections show the school's performance on important components of the school's letter grade. It is displayed by grade cluster—elementary (grades K-5), middle (grades 6-8), and high school (grades 9-12)—but most schools only serve one grade cluster. Only the information applicable to the school will show up. For example, for a school that serves grades K-5, only the elementary section is presented, as seen below.

## Elementary

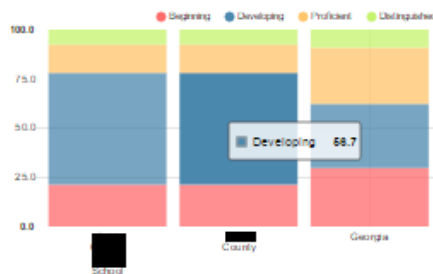
### CCRPI Score

School

Indicator	2015
Achievement	31.6
Progress	36.1
Gap	4.0
Challenge	9.0
<b>CCRPI Score</b>	<b>80.7</b>

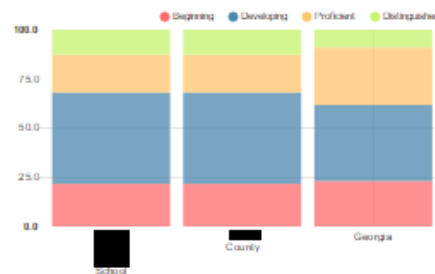
### English

Percent of students scoring in each performance level on 2015 Georgia Milestones for elementary grades



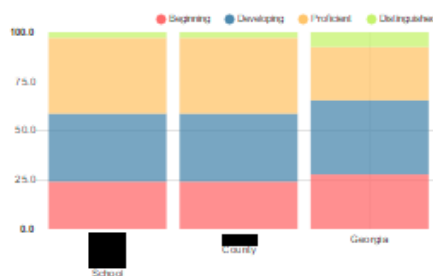
### Mathematics

Percent of students scoring in each performance level on 2015 Georgia Milestones for elementary grades



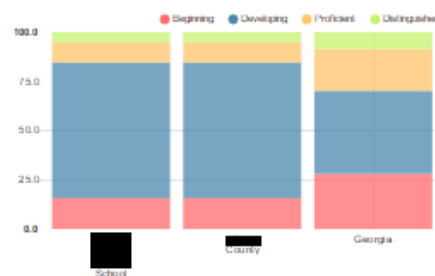
### Science

Percent of students scoring in each performance level on 2015 Georgia Milestones for elementary grades



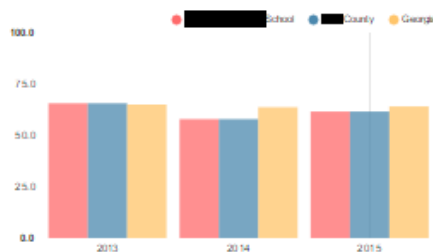
### Social Studies

Percent of students scoring in each performance level on 2015 Georgia Milestones for elementary grades



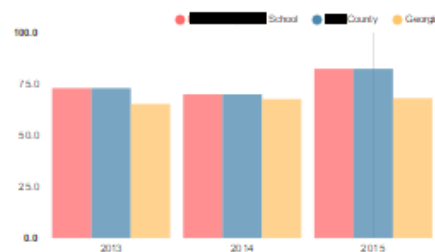
### Reading on Grade Level (3rd Grade)

Percent of students in grade 3 achieving Lexile measure equal to or greater than 650



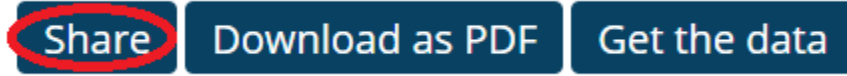
### Reading on Grade Level (5th Grade)

Percent of students in grade 5 achieving Lexile measure equal to or greater than 850



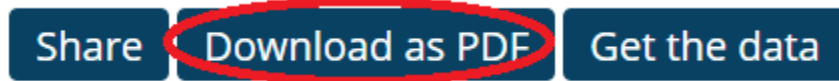
**Share on Social Media**

To share a school's report on Facebook, Twitter, or LinkedIn, click the "Share" button at the bottom of the school's page (circled in red below).



**Downloadable Reports**

To access a PDF of the school's information, click the "Download as PDF" button at the bottom of the school's page (circled in red below). This PDF only contains information on the school, its district, and the state. Schools or districts that are added or removed in the comparison tool are not included in the downloadable reports.



**Download the Data**

To download the data shown on the school's report, click the "Get the data" button (circled in red below). For an explanation of the column headers in the downloaded data, download the key by clicking on the link circled in blue below ("Explanations for data columns can be downloaded here."). This file only contains information on the school, its district, and the state. Schools or districts that are added or removed in the comparison tool are not included in the file. To view the data for all schools, districts, and the state, [go to the Datasets page](#).



The PDF feature will only show the original school report and not any comparisons shown above. [Explanations for data columns can be downloaded here](#).

## Guide to the Tabs at the Top of the Website

---

### **Schools**

On this tab, you can view all schools with school reports on the website or search for a school by name. You can also filter the schools based on grade cluster and district.

### **Datasets**

This page contains links to all of the datasets used in the school reports and the key for those files. The datasets are organized into three levels: school, district, and state. To view all data available for that level, click on the appropriate link. To view the key for the files, click on one of the links circled below. The number under each link indicates the number of datasets available for each level.

The screenshot shows the 'Datasets' page interface. On the left, there are three filter boxes: 'Filter by resources » format:' with 'csv (3)', 'Filter by author:' with 'GOSA (3)', and 'Filter by license:' with 'notspecified (3)'. The main content area is titled 'Datasets' and shows '3 datasets'. It includes a search bar, 'Sort by' (set to 'Date changed'), and 'Order' (set to 'Desc') with an 'Apply' button. Below this, there are three sections: 'School-Level Data' with 4x csv files and a circled link 'Explanations of the data columns can be downloaded here.'; 'District-Level Data' with 3x csv files and a circled link 'Explanations of the data columns can be downloaded here.'; and 'State-Level Data' with 3x csv files and a circled link 'Explanations of the data columns can be downloaded here.'

### **About**

This tab explains the purpose of the website and provides contact information for the Governor's Office of Student Achievement (GOSA).

### **GOSA**

Clicking on this tab takes users to GOSA's homepage.

### **FAQ**

This page contains the answers to frequently asked questions.

***Reference***

This page contains information on where GOSA obtained the data used on this site.

***Contact Us***

This page contains a form for users to fill out with questions for GOSA about this site.