


Georgia Special Needs Scholarship Program
End of School Year Report
2012 – 2013 School Year

For the Georgia General Assembly per O.C.G.A. § 20-2-2118



Dr. John D. Barge, State School Superintendent
“Making Education Work for All Georgians”

Table of Contents

Executive Summary.....	1
2011 - 2012 Georgia Special Needs Scholarship (GSNS) Program Overview.....	3
GSNS Students Assessment Results- Reading.....	4
GSNS Students Assessment Results- Math.....	5
Students by Race and Ethnicity GSNS and Total Enrollment Georgia Public Schools K - 12	6
Students by Gender GSNS and Total Enrollment Georgia Public Schools K - 12	7
Students Eligibility for Free and Reduced Lunch Program GSNS and Total Enrollment Georgia Public Schools K - 12	8
GSNS Students by Disability Type.....	9
GSNS Students by Grade Levels	10
GSNS Students: Original School District.....	11
GSNS Private Schools Map.....	14
GSNS Private Schools Student Enrollment Numbers:	15
Average Tuition at GSNS Private Schools.....	20

Executive Summary

Senate Bill 10 as signed into law on May 18, 2007, created the Georgia Special Needs Scholarship (GSNS) Program which allows parents of eligible special needs students to transfer their children to another public school, public school system, state school, or approved participating private school.

This report represents the results for the 2012 - 2013 school year as required by O.C.G.A. § 20-2-2118, which stipulates that the Governor's Office of Student Achievement, in conjunction with the Georgia Department of Education (GaDOE) shall provide the General Assembly not later than December 1 of each year with a report regarding the scholarship program for the previous fiscal year. This was the sixth school year the GSNS Program was administered.

2012 - 2013 Program Highlights

- Number of participating private schools increased from 202 to 234 private schools.
 - ➔ 15 was the average number of students enrolled in each private school.
 - ➔ 0 - 145 was the range of students enrolled in each private school.
 - ➔ 25 participating private schools did not enroll any students under the GSNS Program.
- Total student participation in the program increased from the previous school year by 296 with 3,229 students enrolled in private schools.
- 2,265 students continued their participation in the program from the previous school year.
- Of the 3,229 students enrolled:
 - ➔ 31% Female, 69% Male.
 - ➔ 36% Black, 56% White, and 8% Asian/Hispanic/Native American/Multi-Racial.
 - ➔ 8% Eligible for Free and Reduced Lunch, 89% Not Eligible for Free and Reduced Lunch.
 - ➔ 29% had a disability type of Other Health Impairment.
 - ➔ 29.7% had a disability type of Specific Learning Disability.
- \$18,606,403 was paid in fiscal year 2013 for scholarships to students.
- \$5,747 was the average annual scholarship amount for students.
- \$2,196 - \$12,803 was the range for individual scholarship amounts.
- \$3,525 - \$33,118 was the range of tuition of private amounts participating in the GSNS Program.
- At the end of the 2012 - 2013 school year 3,008 students were enrolled in private schools; a decrease of 221 students or 7%.

2012 - 2013 Georgia Special Needs Scholarship Program Students' Pre/Post Assessment and Information:

Private schools are required to provide pre- and post-assessment information on GSNS students enrolled at their schools for the subjects of reading and math. Progress information is not reported on all students due to students leaving the GSNS Program before a private school is able to administer pre-and post-assessments to a GSNS student.

The legislation governing the GSNS Program does not give the GaDOE the authority to mandate specific assessments to be used by private schools. Private schools select their own assessments and do not use state-mandated standardized assessments to measure student progress. Progress information is self-reported by private schools to the GaDOE.

At the end of the 2012 – 2013 school year, private schools with scholarship students, submitted assessment information for 2,868 students in the subject of math and 2,880 students in the subject of reading.

Private schools self-reported the following:

Math

- 25% of their students showed progress of less than one year.
- 13% of their students showed no progress.
- 38% of their students showed progress of one school year.
- 24% of their students showed progress of more than one school year.

Reading

- 25% of their students showed progress of less than one year.
- 12% of their students showed no progress.
- 37% of their students showed progress of one school year.
- 26% of their students showed progress of more than one school year.

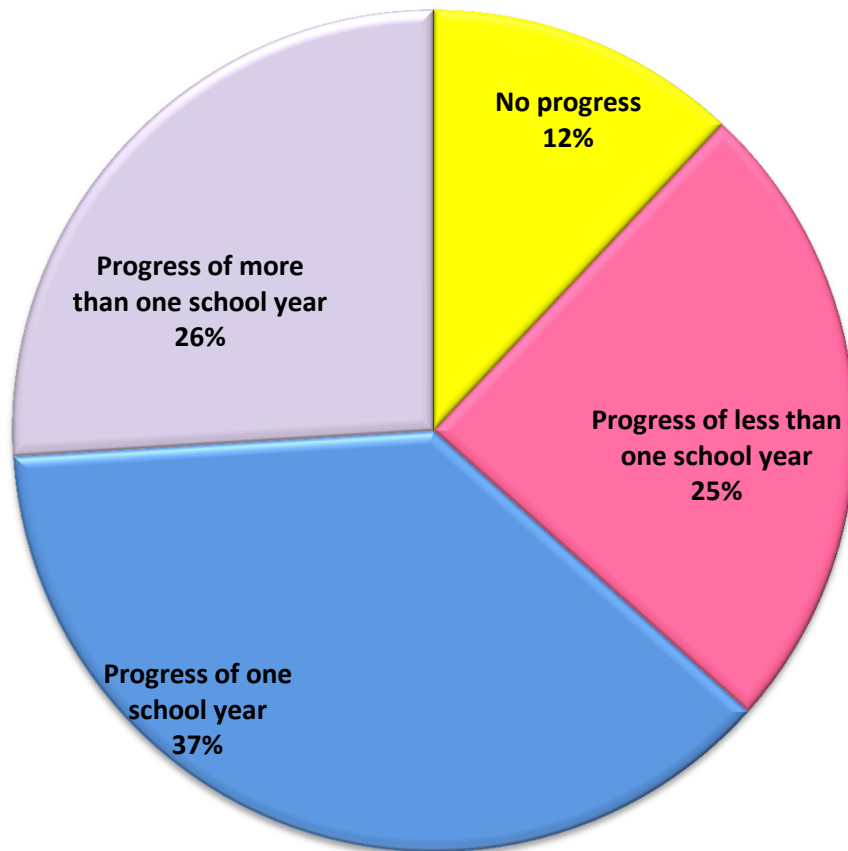
2012 - 2013 Georgia Special Needs Scholarship Program Overview

Overview	Count
Total Number of Students Receiving Scholarships at Start of 2012-2013 School Year.	3,229
Total Number of Students Receiving Scholarships at Completion of 2012-2013 School Year.	3,008
Total Number of New Private Schools Submitting an Application for Participation in the 2012-2013 School Year.	40
Number of New Private Schools Participating in the GSNS Program for the 2012-2013 School Year.	32
Number of Private Schools Returning from 2011-2012.	202
Number of Private Schools Not Returning from 2011- 2012.	8
Total Number of Private Schools Participating in GSNS for 2012-2013.	234
Total Number of Private Schools with Enrolled GSNS Students.	209
Highest Enrollment in a Single School.	145
Range of Student Enrollment in Participating Private Schools.	1 - 145
Average Number of Scholarship Students per School.	15
Georgia Public School Systems Impacted by Scholarship Student Withdrawals.	108
Range for number of students withdrawing from a Georgia Public School System to use the scholarship at an authorized private school.	1 - 449
Financial Information	Amounts
Total Scholarship Payments Statewide for FY13. Includes austerity reductions at 15.41%.	\$18,606,403
Range of Annual Scholarship Amounts for GSNS Students.	\$2,196 - \$12,803
Average Annual Scholarship Amount of the 3,229 Students.	\$5,747
Average Tuition Amount of Participating Private Schools.	\$13,152
Range of Tuition Amounts of Participating Private Schools.	\$3,525 - \$33,118

GSNS Students Reading Assessment Results*

Assessment: Reading	Number of Students Reported	Percentage
No progress	346	12%
Progress of less than one school year	708	25%
Progress of one school year	1078	37%
Progress of more than one school year	748	26%
The number of students with reported pre- and post- assessment scores	2,880	100%

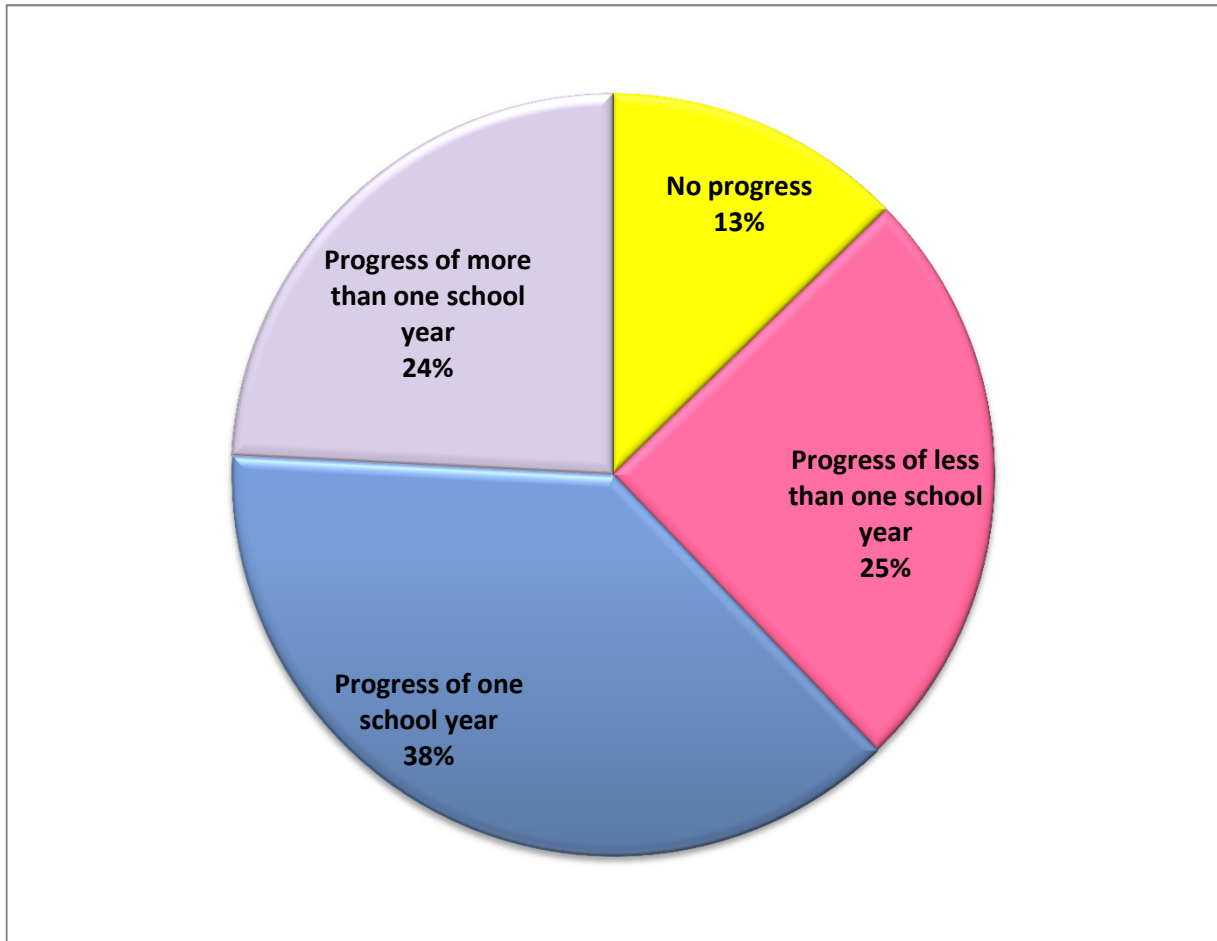
**The legislation governing the GSNS Program does not give the GaDOE the authority to mandate specific assessments to be used by private schools. Private schools select their own assessments and do not use state-mandated standardized assessments to measure student progress. Progress information is self-reported by private schools to the GaDOE.*



GSNS Students Math Assessment Results*

Assessment: Math	Number of Students Reported	Percentage
No progress	365	13%
Progress of less than one school year	720	25%
Progress of one school year	1,089	38%
Progress of more than one school year	694	24%
The number of students with reported pre- and post-assessment scores	2,868	100%

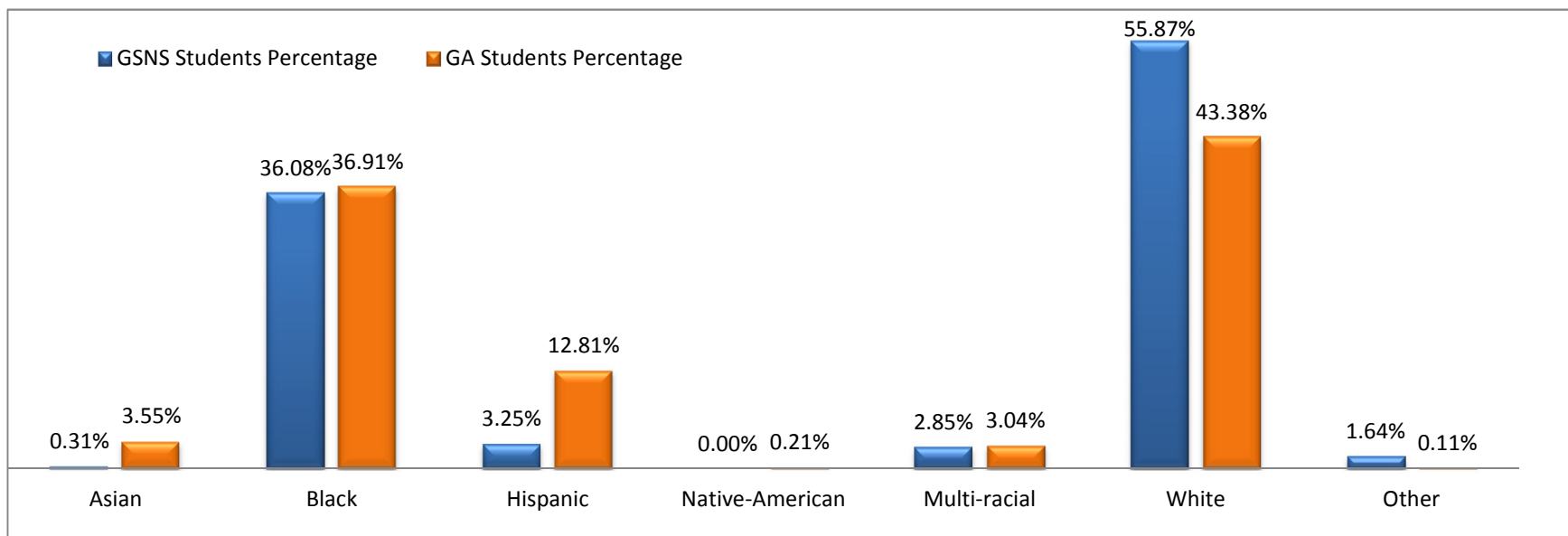
**The legislation governing the GSNS Program does not give the GaDOE the authority to mandate specific assessments to be used by private schools. Private schools select their own assessments and do not use state-mandated standardized assessments to measure student progress. Progress information is self-reported by private schools to the GaDOE.*



Students by Race and Ethnicity- GSNS Students and Total Enrollment Georgia Public Schools K - 12

Race/Ethnicity	Asian	Black	Hispanic	Native-American	Multi-racial	White	Other	Total
GSNS Students	10	1,165	105	0	92	1,804	53	3,229
GA Students*	58,435	606,975	210,670	3,395	50,012	713,374	1,798	1,644,659
GSNS Students Percentage	0.31%	36.08%	3.25%	0.00%	2.85%	55.87%	1.64%	100%
GA Students Percentage	3.55%	36.91%	12.81%	0.21%	3.04%	43.38%	0.11%	100%

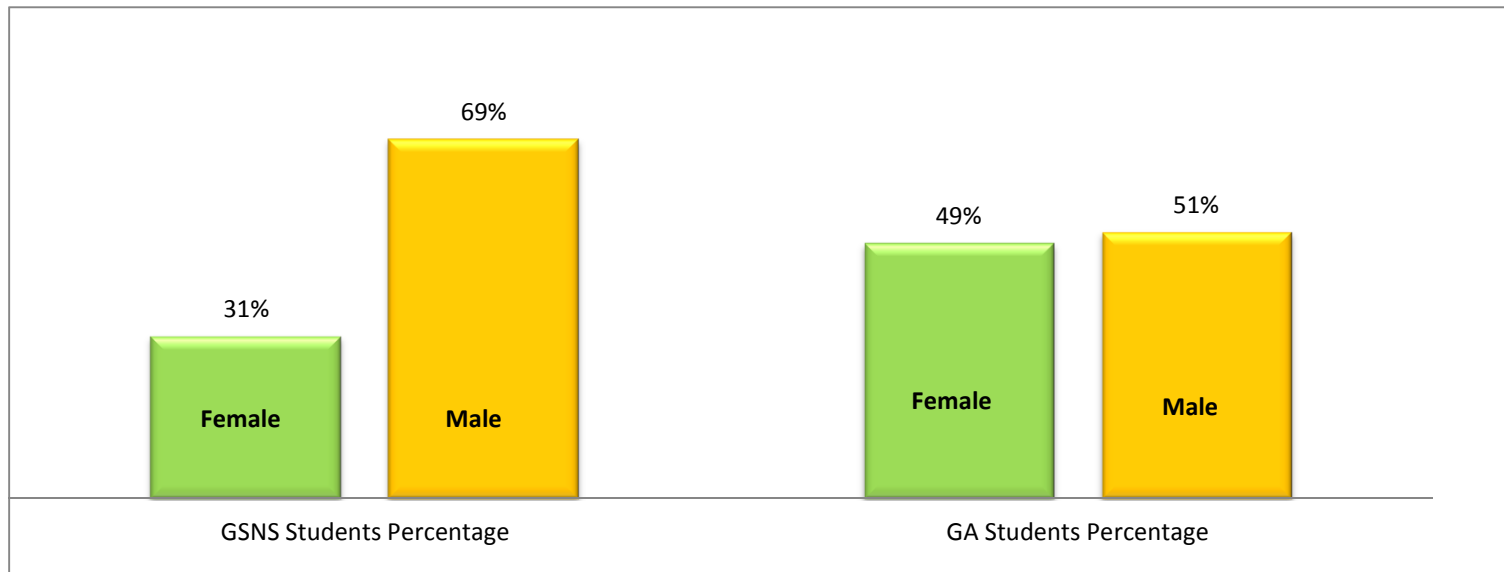
* March 1, 2013. FY 2013 FTE-3.



GSNS Students by Gender and Total Enrollment Georgia Public Schools K - 12

Gender	Female	Male	Total
GSNS Students	1,005	2,224	3,229
GA Students*	805,490	839,169	1,644,659
GSNS Students Percentage	31%	69%	100%
GA Students Percentage	49%	51%	100%

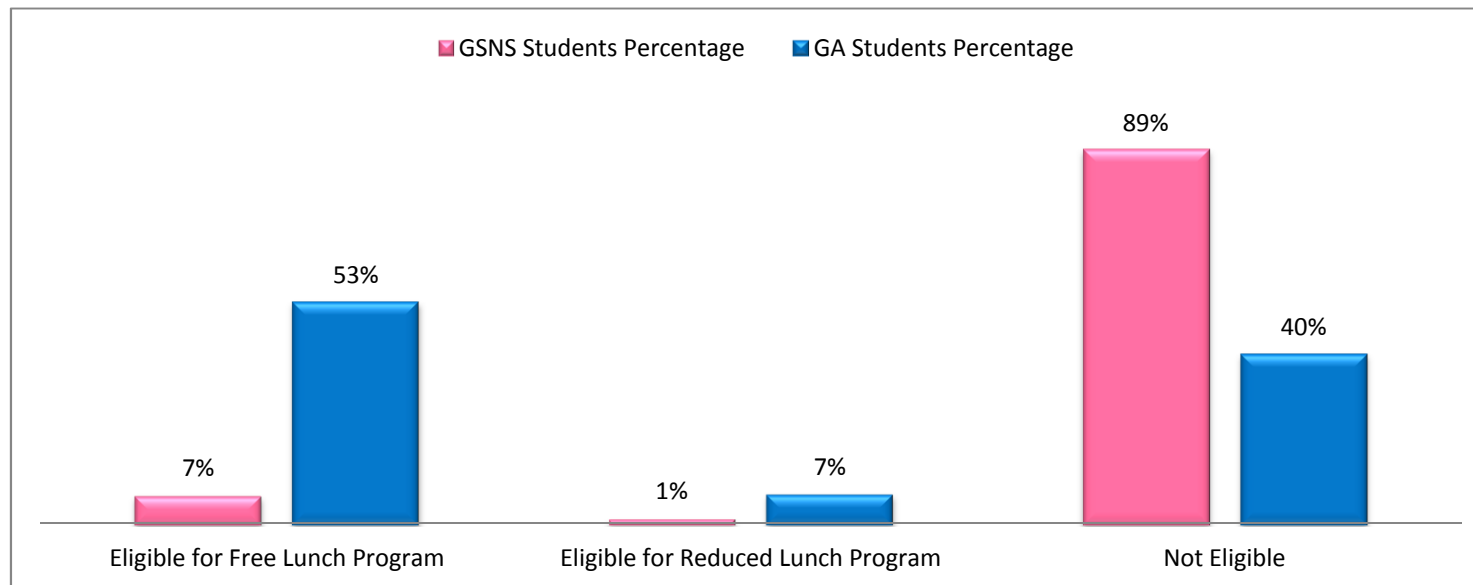
* March 1, 2013. FY 2013 FTE-3.



Eligibility for Free and Reduced Lunch Program- GSNS Students and Total Enrollment Georgia Public Schools K - 12

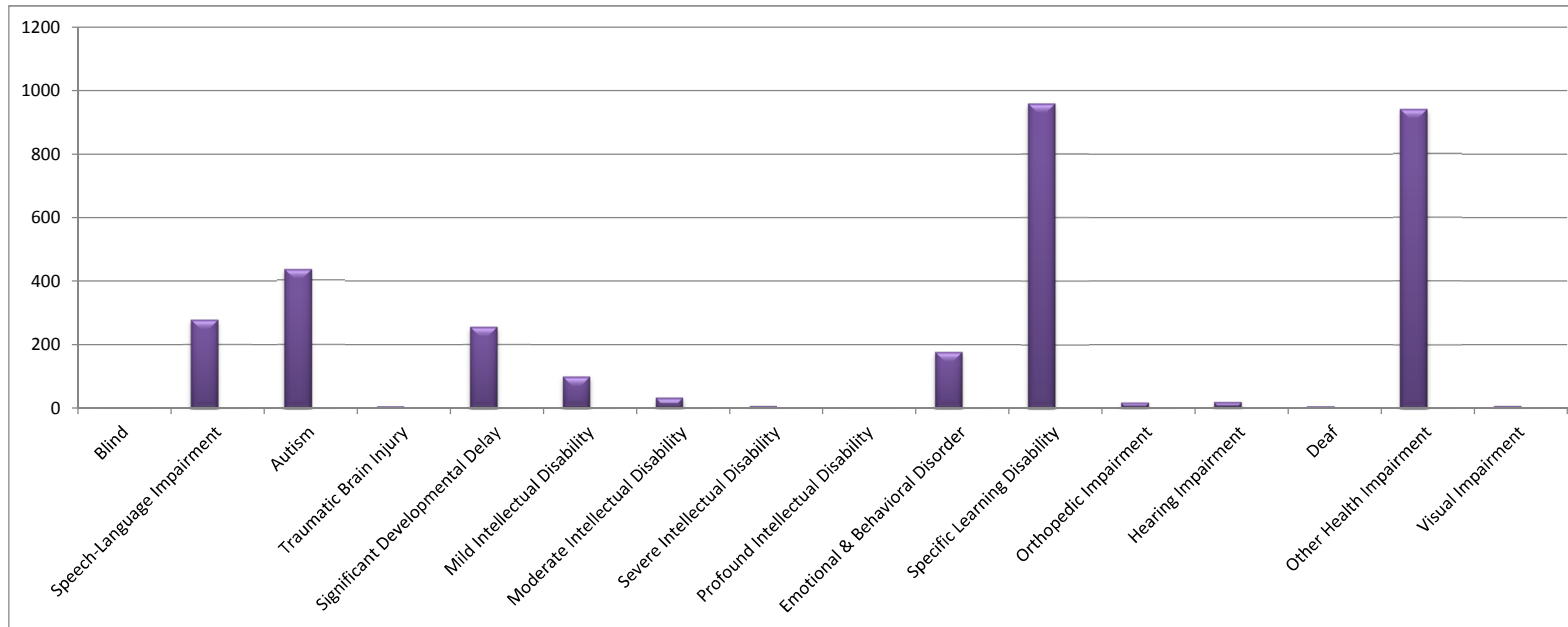
Eligibility	Eligible for Free Lunch Program	Eligible for Reduced Lunch Program	Not Eligible	Eligibility Unknown	Total
GSNS Students	221	43	2,859	106	3,229
GA Students*	895,435	121,878	685,445	0	1,702,758
GSNS Students Percentage	7%	1%	89%	3%	100%
GA Students Percentage	53%	7%	40%	0%	100%

* October 31, 2012



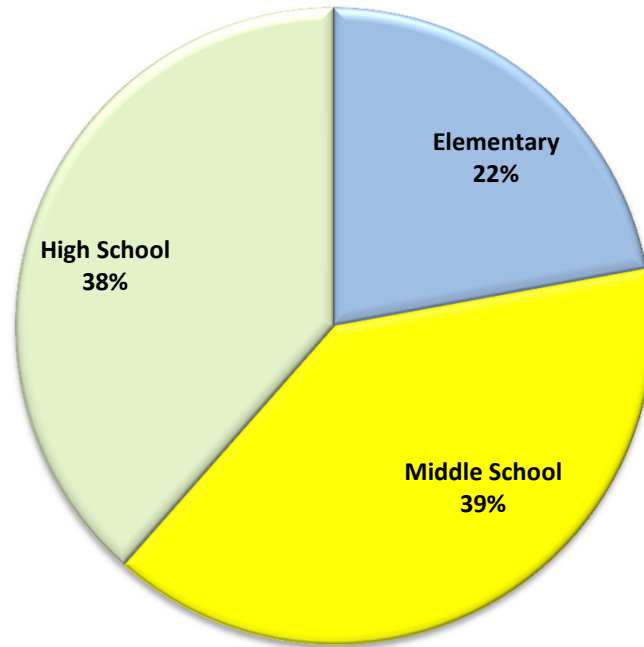
GSNS Students by Disability Type

Disability Type	Number of Students	Percentage
Blind	1	0.03%
Speech-Language Impairment	277	8.58%
Autism	435	13.47%
Traumatic Brain Injury	4	0.12%
Significant Developmental Delay	255	7.90%
Mild Intellectual Disability	98	3.03%
Moderate Intellectual Disability	32	0.99%
Severe Intellectual Disability	6	0.19%
Profound Intellectual Disability	1	0.03%
Emotional & Behavioral Disorder	176	5.45%
Specific Learning Disability	959	29.70%
Orthopedic Impairment	17	0.53%
Hearing Impairment	18	0.56%
Deaf	4	0.12%
Other Health Impairment	940	29.11%
Visual Impairment	6	0.19%
	3,229	100%



GSNS Students by Grade Levels

Grade Level	Number of Students	Percentage
Elementary	714	22%
Middle School	1,272	39%
High School	1,243	38%
Total	3,229	100%



GSNS Students: Original School District

School District	Number of Students	Percentage of Students Enrolled in GSNS Program
Atlanta Public Schools	175	5.42%
Baldwin County	8	0.25%
Banks County	1	0.03%
Barrow County	8	0.25%
Bartow County	6	0.19%
Bibb County	36	1.11%
Brantley County	4	0.12%
Bryan County	5	0.15%
Buford City	1	0.03%
Bulloch County	3	0.09%
Butts County	6	0.19%
Camden County	21	0.65%
Carroll County	3	0.09%
Carrollton City	2	0.06%
Cartersville City	2	0.06%
Catoosa County	1	0.03%
Charlton County	1	0.03%
Chatham County	223	6.91%
Chattooga County	1	0.03%
Cherokee County	81	2.51%
Clarke County	12	0.37%
Clayton County	86	2.66%
Cobb County	449	13.91%
Columbia County	29	0.90%
Coweta County	48	1.49%
Crawford County	2	0.06%
Dalton City	4	0.12%
Dawson County	5	0.15%
Decatur City	13	0.40%
DeKalb County	359	11.12%
Dougherty County	8	0.25%
Douglas County	57	1.77%
Effingham County	6	0.19%
Elbert County	4	0.12%
Emanuel County	1	0.03%
Fannin County	4	0.12%
Fayette County	107	3.31%
Floyd County	11	0.34%

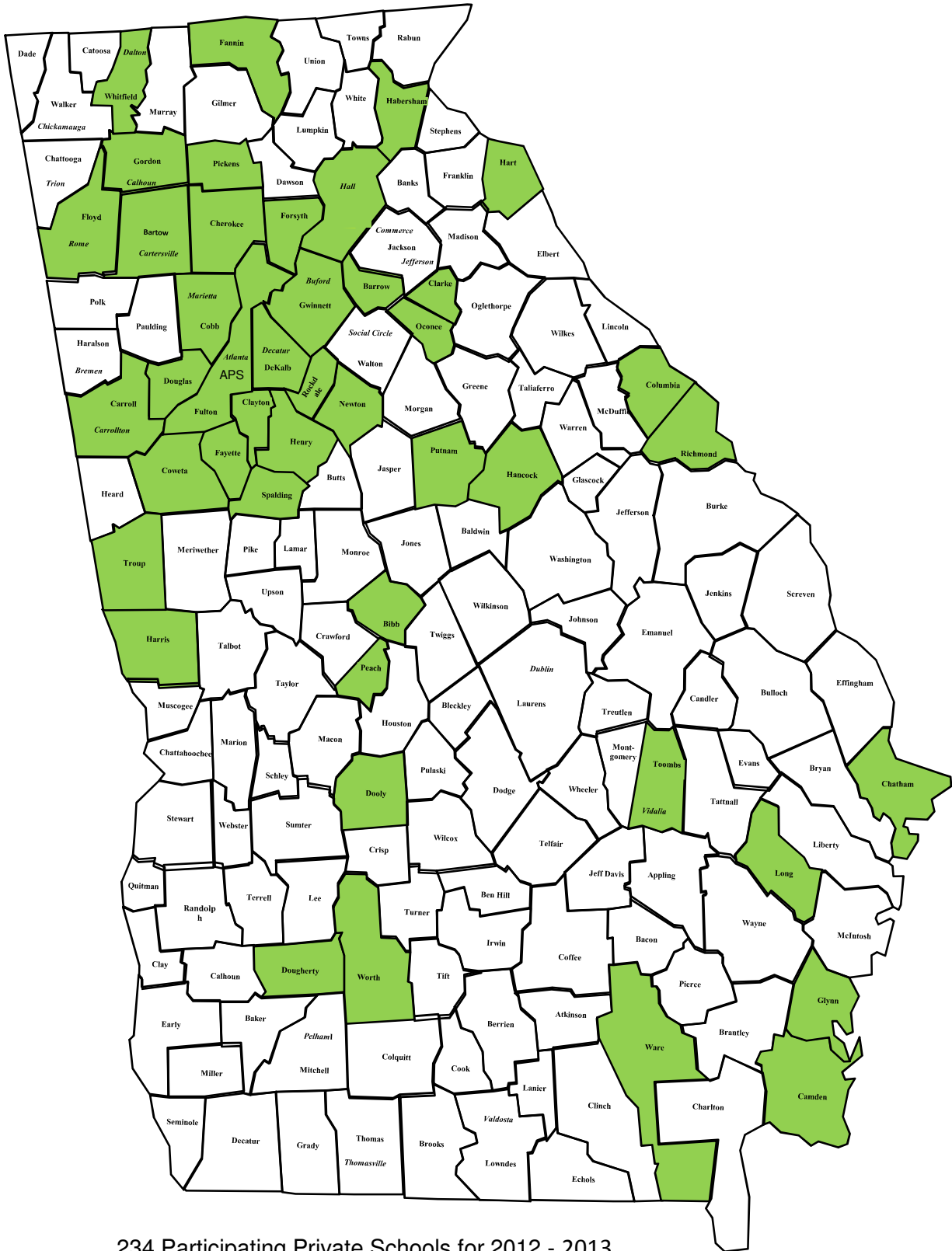
GSNS Students: Original School District

School District	Number of Students	Percentage of Students Enrolled in GSNS Program
Forsyth County	108	3.34%
Franklin County	6	0.19%
Fulton County	386	11.95%
Gainesville City	6	0.19%
Glynn County	15	0.46%
Gwinnett County	246	7.62%
Habersham County	3	0.09%
Hall County	11	0.34%
Hancock County	1	0.03%
Harris County	7	0.22%
Hart County	20	0.62%
Henry County	121	3.75%
Houston County	7	0.22%
Irwin County	1	0.03%
Jackson County	4	0.12%
Jasper County	1	0.03%
Jones County	4	0.12%
Lamar County	2	0.06%
Laurens County	1	0.03%
Lee County	2	0.06%
Liberty County	2	0.06%
Lowndes County	1	0.03%
Lumpkin County	2	0.06%
Madison County	3	0.09%
Marietta City	13	0.40%
Meriwether County	14	0.43%
Monroe County	2	0.06%
Morgan County	2	0.06%
Murray County	2	0.06%
Muscogee County	11	0.34%
Newton County	90	2.79%
Oconee County	6	0.19%
Oglethorpe County	3	0.09%
Paulding County	26	0.81%
Peach County	8	0.25%
Pickens County	2	0.06%
Pierce County	1	0.03%
Pike County	9	0.28%
Pulaski County	2	0.06%

GSNS Students: Original School District

School District	Number of Students	Percentage of Students Enrolled in GSNS Program
Putnam County	2	0.06%
Richmond County	26	0.81%
Rockdale County	15	0.46%
Rome City	1	0.03%
Social Circle City	1	0.03%
Spalding County	48	1.49%
State Charter Schools II-Atlanta Heights Charter School	1	0.03%
State Charter Schools II-Coweta Charter Academy	2	0.06%
State Charter Schools II-Fulton Leadership Academy	2	0.06%
State Charter Schools II-Ivy Preparatory Academy School	1	0.03%
State Charter Schools-Cherokee Charter Academy	1	0.03%
State Charter Schools-Georgia Connections Academy	1	0.03%
State Charter Schools-Odyssey School	81	2.51%
Talbot County	1	0.03%
Taylor County	1	0.03%
Terrell County	1	0.03%
Thomaston-Upson County	1	0.03%
Tift County	1	0.03%
Toombs County	3	0.09%
Troup County	25	0.77%
Union County	3	0.09%
Walker County	1	0.03%
Walton County	21	0.65%
Ware County	27	0.84%
Washington County	4	0.12%
Wayne County	1	0.03%
White County	1	0.03%
Whitfield County	4	0.12%
Wilcox County	2	0.06%
Wilkinson County	2	0.06%
Worth County	4	0.12%
Total	3,229	100%

Participating Private Schools by School District



234 Participating Private Schools for 2012 - 2013
 Green Highlight = Location of Participating Private Schools

GSNS Private School Enrollment Numbers

** A school had less than 10 students.*

Private School Name	Students Enrolled
ABC Montessori School	21
Academy at North Fulton	*
Achievers Learning Academy	*
Advance Academy	11
Advance Learning Center	26
Agape Jr. Academy	*
Alexsander Academy	16
Alice Blount Academy	*
Annoited Word Christian School International	*
Ash Tree Learning Center	74
Athens Christian School	14
Atlanta Country Day School	*
Atlanta Girl's School	*
Atlanta Speech School	*
Augusta Christian Schools	34
Aurora Strategies Full Day Program	*
Ava White Academy	17
Barnes Academy	20
Bedford School	80
Benjamin Franklin Academy	*
Bible Baptist Christian School	11
Bible Baptist School - 11168	*
Blessed Trinity Catholic High School	*
Braddy Preparatory Academy	93
Brandon Hall	13
Braselton Christian Academy	10
Bridgeway Christian Academy	10
Brookwood Christian Language School	28
Brunswick Christian Academy	11
Byne Christian Academy	*
Byron Christian Academy	*
Calvary Christian School of Columbus	*
Camp Jewell House	19
The Campus	53
CAN Academy	15
Center Academy	44
Central Fellowship Christian Academy	*
CH Terrell Academy	*
Chatham Academy at Royce	30

GSNS Private School Enrollment Numbers

** A school had less than 10 students.*

Private School Name	Students Enrolled
Christ Lutheran School	*
Christian Heritage School	*
Chryalis Experiential Academy	12
ClearWater Academy	12
Closer Look Academy	*
Clover Leaf School	*
Community Christian School	18
The Community School	*
Cornerstone Christian Academy- Royston Loc	*
Cornerstone Preparatory Academy	*
Cornerstone Schools Inc.	*
The Cottage School	87
Covenant Christian Academy	17
Covenant Christian Ministries Academy	11
Covington Academy	64
Creekside Christian Academy	*
Cumberland Academy of GA	53
Cumberland Christian Academy	17
Dawson Street Christian School	45
Decatur Adventist Junior Academy	*
Dominion Christian High School	26
Dominion Classical Christian Academy	*
Eagles Landing Christian Academy	18
Eaton Academy	24
Evangel Temple Christian Academy	*
Evans Christian Academy	*
Faith Baptist Christian Academy	*
Faith Christian Academy of Griffin	35
Fayette Christian School	*
Fideles Christian School	*
Forest Park Street School	*
Foundations for the Future	*
Friendship Christian School	14
Fullington Academy	*
Furtah Preparatory School	53
Gatewood Schools	*
Gerard Preparatory Academy	23
GracePoint School	*
Greater Atlanta Adventist Academy	*

GSNS Private School Enrollment Numbers

** A school had less than 10 students.*

Private School Name	Students Enrolled
Green Pastures Christian Schools	12
Greenfield Hebrew Academy of Atlanta	*
Greenforest McAlep Christian Academy	15
Griffin Christian High School	*
Hayden's Way	13
Heart of Hope Academy	*
Heirway Christian Academy	*
Heritage Christian Academy	*
Heritage Christian School - 50673	*
Hirsch Academy	*
Holy Innocent's Episcopal School	*
Holy Spirit Preparatory School	*
Hope Springs Christain Learning Center	*
Hopewell Christian Academy	21
Horizon Christian Academy	14
Howard School	64
In His Image Christian Academy	*
Integrity Christian Academy	20
Jacob's Ladder	29
John Hancock Academy	17
Joseph Sams School	24
Kaleidoscope ABA Inc	*
Kingdom Academy	*
Kingfisher Academy	*
King's Way Christian School	*
Lafayette Christian School	*
Legacy Community Academy	*
Light of the World Christian Academy of Atlanta	19
Lionheart School	17
Lithia Christian Academy	14
Lyndon Academy	*
Maranatha Christian Academy	*
Masada Day and Preparatory School	*
McGinnis Woods Country Day School	*
MDE School LLC	19
Memorial Day School	46
Mill Springs Academy	141
Miller's Military Academy	34
Mohammed Schools of Atlanta	11

GSNS Private School Enrollment Numbers

** A school had less than 10 students.*

Private School Name	Students Enrolled
Montessori Academy at Sharon Springs	10
Mount Carmel Christian School	*
Mount de Sales Academy	*
Mount Paran Christian School	14
Mount Pisgah Christian School	*
Mount Vernon Presbyterian School	*
Mountain Area Christian Academy	*
New Beginning Christian School	11
New Creation Christian Academy	*
New Life Technical Academy	*
North Cobb Christian School	16
Omega Learning Center- Acworth Loc	26
Omega Learning Center- Douglasville Loc	37
Omega Learning Center- Johns Creek loc	*
Omega Learning- Marietta Loc	*
Our Lady of Mercy Catholic HS	*
Owens Christian Preparatory Academy	*
Paideia School	*
Peachtree Academy Private School	*
Peoples Baptist Academy	*
Perimeter Christian School	*
Phyl's Academy of Preparatory School	*
Porter Academy	44
Prince Avenue Christian School	*
Providence Christian Academy	*
Riverside Military Academy	16
Robert Toombs Christian Academy	*
Sage School	12
Saint Andrews Montessori School	*
Saint Anne-Pacelli Catholic School	*
Saint Joseph Catholic School	*
Saint Joseph's Catholic School	*
Saint Paul Academy for Boys	54
Saint Peter Claver Regional Catholic School	*
Schenck School	47
Sherwood Christian Academy	*
Shiloh Christian Academy	*
Shiloh Hills Christian School	*
Skipstone Academy	35

GSNS Private School Enrollment Numbers

** A school had less than 10 students.*

Private School Name	Students Enrolled
Sola Fide Lutheran School	*
Solid Foundation	11
Solid Rock Academy	39
Sophia Academy	42
South Atlanta Learning Academy	*
Southside Christian School	33
Southwest Atlanta Christian Academy	13
Sparks Christian Academy	11
Special Needs School of Gwinnett	19
Saint Francis Day School	145
Saint Paul Lutheran School	*
Stepping Stones Educational Therapy Ctr Inc.	19
Strong Wall Academy	50
Summit Autism Center of Atlanta	13
Tattnall Square Academy	*
The Friends School of Atlanta	*
The Lighthouse	40
The Swift School	97
TLE Christian Academy	15
Torah Day School of Atlanta	*
Trinity Chapel Academy	*
Trinity Christian School of Sharpsburg	11
Trinity Prep of Loganville	15
Trinity School -	*
Unity Christian School	14
Veritas Classical Schools	*
Victorious Kidz Christian Academy	*
Waldorf School of Atlanta	*
Waverly Hall Christian Academy	*
Westminster Christian Academy	*
Westminster Schools of Augusta	*
Whitefield Academy	*
Wildwood Christian Academy	*
Woodfield Academy Inc.	33
Woodlee's Christian Academy	26
Woodward Academy	27
Yeshiva Atlanta High School	*
Total	3229

** A school had less than 10 students.*

Average Tuition at GSNS Private Schools

Name of Private School	Average Tuition
ABC Montessori School - 50595	\$9,916
Achievers Learning Academy - 11205	\$8,450
Advance Academy - 50596	\$8,500
Advance Learning Center - 50597	\$8,126
Agape Jr. Academy - 11213	\$4,725
Alexsander Academy - 50598	\$16,850
Alice Blount Academy - 50599	\$8,575
Alpharetta International Academy - 50709	\$8,140
Amit Program, Inc. - 50600	\$22,250
Anointed Word Christian School International - 50601	\$7,032
Ash Tree Learning Center - 50602	\$8,446
Athens Christian School - 50603	\$6,660
Atlanta Country Day School - 50604	\$21,000
Atlanta Girl's School - 50605	\$20,130
Augusta Christian Schools - 50607	\$12,300
Aurora Strategies Full Day Program - 50608	\$24,742
Aurora Strategies Roswell loc - 11214	\$25,550
Ava White Academy - 50609	\$12,189
Barnes Academy - 50610	\$6,876
Bedford School - 50612	\$16,629
Benjamin Franklin Academy - 11152	\$29,063
Berean Christian Junior Academy - 11166	\$6,120
Bible Baptist Christian School - 50613	\$7,019
Bible Baptist School - 11168	\$5,775
Blessed Trinity Catholic High School - 11169	\$11,125
Braddy Preparatory Academy - 50615	\$12,001
Brandon Hall - 50617	\$19,962
Braselton Christian Academy - 11215	\$9,850
Bridgeway Christian Academy - 50618	\$9,799
Brookwood Christian Language School - 50620	\$13,280
Brunswick Christian Academy - 50621	\$5,352
Byne Christian Academy - 50622	\$5,910
Byron Christian Academy - 50623	\$3,525
Calvary Christian School of Columbus - 11216	\$7,585
Camp Jewell - 11156	\$9,548
Campus, The - 50625	\$9,641
CAN Academy - 11170	\$6,327
Center Academy - 50626	\$15,995
Central Fellowship Christian Academy - 50627	\$7,980
CH Terrell Academy - 50628	\$8,689

Average Tuition at GSNS Private Schools

Name of Private School	Average Tuition
Chatham Academy at Royce - 50629	\$15,100
Christ Lutheran School - 11217	\$9,175
Christian Heritage School - 50630	\$10,183
Chryalis Experiential Academy - 50631	\$16,900
ClearWater Academy - 50632	\$20,750
Closer Look Academy - 11211	\$6,817
Clover Leaf School - 11235	\$18,526
Community Christian School - 50633	\$9,567
Community School, The - 50634	\$25,829
Cornerstone Christian Academy- Royston Loc - 11218	\$9,330
Cornerstone Community Services Learning Academy - 50636	\$8,699
Cornerstone Leadership Academy - 11171	\$13,880
Cornerstone Preparatory Academy - 50637	\$4,650
Cornerstone Schools Inc. - 50638	\$8,500
Cottage School, The - 50639	\$23,539
Covenant Christian Academy - 50641	\$8,292
Covenant Christian Ministries Academy - 50642	\$6,783
Covington Academy - 50643	\$8,646
Creekside Christian Academy - 50644	\$5,758
Cumberland Academy of GA - 50645	\$19,780
Cumberland Christian Academy - 11159	\$7,704
Curtis Baptist School - 11206	\$14,543
Dawson Street Christian School - 50646	\$8,757
Decatur Adventist Junior Academy - 50647	\$5,194
Dominion Christian High School - 50648	\$9,209
Dominion Classical Christian Academy - 11172	\$12,050
Eagles Landing Christian Academy - 50649	\$12,646
Eaton Academy - 50650	\$18,426
Evangel Temple Christian Academy - 50652	\$5,592
Evans Christian Academy - 50653	\$7,443
Faith Baptist Christian Academy - 50654	\$4,165
Faith Christian Academy of Griffin - 50655	\$6,079
Fayette Christian School - 50656	\$6,600
Fideles Christian School - 50657	\$8,991
Foundation Christian Academy - 50659	\$7,029
Foundations for the Future - 50660	\$9,303
Friendship Christian School - 50661	\$8,381
Fullington Academy - 50662	\$5,761
Furtah Preparatory School - 50663	\$10,303
Gatewood Schools - 50666	\$6,158

Average Tuition at GSNS Private Schools

Name of Private School	Average Tuition
Gerard Preparatory Academy - 50616	\$8,587
GracePoint School - 11219	\$18,500
Grand Total	\$13,152
Greater Atlanta Adventist Academy - 11161	\$6,495
Green Pastures Christian Schools - 50668	\$6,016
Greenfield Hebrew Academy of Atlanta - 50669	\$23,706
Greenforest McAlep Christian Academy - 50670	\$8,022
Griffin Christian High School - 11220	\$4,485
Hayden's Way - 50671	\$12,630
Heart of Hope Academy - 50672	\$18,000
Heirway Christian Academy - 11221	\$4,968
Heritage Christian Academy - 11208	\$6,950
Heritage Christian School - 50673	\$8,887
Hirsch Academy - 50674	\$28,500
Holdheide Academy - 11222	\$8,100
Holy Innocent's Episcopal School - 50675	\$21,597
Holy Spirit Preparatory School - 50676	\$18,988
Hope Springs Christain Learning Center - 11158	\$9,678
Hopewell Christian Academy - 50680	\$7,162
Horizon Christian Academy - 50681	\$9,173
Horizons School - 50682	\$11,717
Howard School - 50683	\$26,318
In His Image Christian Academy - 11174	\$7,825
Integrity Christian Academy - 437	\$7,387
Jackson Wesley Academy - 50686	\$4,420
Jacob's Ladder - 50687	\$30,552
John Hancock Academy - 50689	\$6,000
Joseph Sams School - 50690	\$18,993
Kaleidoscope ABA, Inc - 50691	\$22,625
Kingdom Academy - 400	\$5,095
Kingfisher Academy - 50693	\$8,000
LaGrange Academy - 50695	\$8,235
Legacy Academy - 50619	\$6,184
Let's Learn Academy - 11164	\$19,000
Light of the World Christian Academy of Atlanta - 50696	\$9,155
Lighthouse Christian Academy- Jonesboro - 50698	\$10,610
Lionheart School - 50699	\$25,000
Lithia Christian Academy - 50700	\$8,220
Little School - 11236	\$5,200
Maranatha Christian Academy - 11224	\$9,525

Average Tuition at GSNS Private Schools

Name of Private School	Average Tuition
Masada Day and Preparatory School - 11225	\$7,037
McGinnis Woods Country Day School - 50702	\$10,318
MDE School LLC - 11157	\$15,000
Memorial Day School - 50703	\$7,309
Mill Springs Academy - 50704	\$20,861
Miller's Preparatory Academy for Boys - 50705	\$10,550
Mohammed Schools of Atlanta - 436	\$6,010
Montessori Academy at Sharon Springs - 50707	\$8,873
Mount Carmel Christian School - 50710	\$10,445
Mount de Sales Academy - 50711	\$10,666
MOUNT PARAN CHRISTIAN SCHOOL - 340	\$14,171
Mount Pisgah Christian School - 50712	\$16,299
Mount Vernon Presbyterian School - 11154	\$16,308
Mountain Area Christian Academy - 50713	\$10,145
New Beginning Christian School - 50714	\$5,479
New Creation Christian Academy - 50716	\$5,121
North Cobb Christian School - 50717	\$11,937
Oak Meadow Montessori School - 11176	\$9,120
Omega Learning Center- Acworth Loc - 50719	\$10,855
Omega Learning Center- Douglasville Loc - 50720	\$9,242
Omega Learning- Marietta Loc - 50721	\$10,564
Our Lady of Mercy Catholic HS - 50722	\$11,340
Owens Christian Preparatory Academy - 50723	\$14,035
Paideia School - 50724	\$20,247
Peachtree Academy Private School - 50726	\$6,984
Peoples Baptist Academy - 11160	\$8,575
Perimeter Christian School - 50727	\$7,391
Phyls Academy of Preparatory School - 50728	\$10,650
Porter Academy - 50729	\$18,571
PRINCE AVENUE CHRISTIAN SCHOOL - 372	\$7,596
Providence Christian Academy - 50731	\$15,969
Riverside Military Academy - 50732	\$33,118
Robert Toombs Christian Academy - 11228	\$5,127
Sage School - 50734	\$18,460
Saint Andrews Montessori School - 11230	\$7,246
Saint Anne-Pacelli Catholic School - 11231	\$6,350
Saint Catherine of Siena Catholic School - 50735	\$6,465
Saint Joseph Catholic School - 50736	\$6,420
Saint Joseph's Catholic School - 11232	\$5,440
Saint Paul Academy for Boys - 50738	\$9,237

Average Tuition at GSNS Private Schools

Name of Private School	Average Tuition
Saint Peter Claver Regional Catholic School - 50739	\$8,193
Saint Simons Christain School - 11155	\$9,450
Schenck School - 50740	\$27,149
Sherwood Christian Academy - 50741	\$9,165
Shiloh Christian Academy - 11233	\$6,138
Shiloh Hills Christian School - 50742	\$8,541
Skipstone Academy - 50743	\$5,792
Sola Fide Lutheran School - 11234	\$5,800
Solid Foundation - 50744	\$8,263
Solid Rock Academy - 50745	\$8,635
Sophia Academy - 50746	\$20,337
South Atlanta Learning Academy - 50624	\$8,260
Southside Christian School - 50748	\$5,722
Southwest Atlanta Christian Academy - 50749	\$11,201
Sparks Christian Academy - 50750	\$8,200
Special Needs School of Gwinnett - 50751	\$10,283
ST. FRANCIS DAY SCHOOL - 272	\$15,839
ST. PAUL LUTHERAN SCHOOL - 923	\$7,580
Stepping Stones Educational Therapy Ctr, Inc. - 50752	\$12,563
Street School Academy - 50753	\$5,750
Strong Wall Academy - 50754	\$11,243
Summit Learning Center - 50755	\$28,510
Tattnall Square Academy - 50756	\$10,448
Temima, Richard & Jean Katz High School for Girls - 50757	\$15,300
The Friends School of Atlanta - 50758	\$17,245
The Lighthouse - 50759	\$9,893
The Orion School - 50760	\$19,894
The Swift School - 50761	\$21,737
TLE Christian Academy - 50762	\$9,084
Torah Day School of Atlanta - 50763	\$13,300
Trinity Chapel Academy - 50764	\$8,563
Trinity Christian School of Sharpsburg - 50765	\$8,056
Trinity Prep of Loganville - 11210	\$9,148
Trinity School - 11237	\$10,450
Unity Christian School - 50766	\$9,341
Veritas Classical Schools - 50767	\$5,898
Victorious Kidz Christian Academy - 50768	\$6,135
Waldorf School of Atlanta - 50770	\$12,590
Waverly Hall Christian Academy - 50771	\$5,900
Westminster Christian Academy - 50772	\$9,281

Average Tuition at GSNS Private Schools

Name of Private School	Average Tuition
Westminster Schools of Augusta - 50773	\$11,833
Whitfield Academy - 11162	\$19,745
Wildwood Christian Academy - 50774	\$9,700
Woodfield Academy, Inc. - 50775	\$11,195
Woodlee's Christian Academy - 50776	\$6,725
Woodward Academy - 149	\$23,453
Yeshiva Atlanta High School - 11238	\$25,940